AGRICULTURE 1.0

Innovations in the Modern Farming

Editors:

Dr. D.P.S. BADWAL
Dr. HARJINDER SINGH SAINI
Dr. SUSHILA HOODA

JUST AGRICULTURE PUBLICATIONS

AGRICULTURE 1.0:
INNOVATIONS IN THE MODERN FARMING

Editors:

Dr. D. P. S. Badwal

Dr. Harjinder Singh Saini

Dr. Sushila Hooda

JUST AGRICULTURE PUBLICATIONS

Copyright © 2021 JUST AGRICULTURE PUBLICATIONS
Published by Just Agriculture Publications
First Edition: 2021

All Rights Reserved
No part of this book may be reproduced in any form, by photostat, microfilm, xerography, or any other means, or incorporated into any information retrieval system, electronic or mechanical, without the written permission of the publisher.

Product Form:
Digital download, online and Paperback

Edition:
ISBN: **978-93-342-8725-7**

Information contained in this work has been obtained by Just Agriculture Publications (India), from sources believed to be reliable. However, neither Just Agriculture Publications (India) nor its authors guarantee the accuracy or completeness of any information published herein, and neither Just Agriculture Publications (India) nor its authors shall be responsible for any errors, omissions, or damages arising out of use of this information. This work is published with the understanding that Just Agriculture Publications (India) and its authors are supplying information but are not attempting to render engineering or other professional services. If such services are required, the assistance of an appropriate professional should be required.

Office Address:

JUST AGRICULTURE PUBLICATIONS
Printed at: Jalandhar

Preface

Agriculture has always been the backbone of civilization, evolving through the ages with changing technologies, climates, and societal needs. Today, as the world faces pressing challenges ranging from climate change and food insecurity to resource depletion and environmental degradation the agricultural sector stands at a pivotal juncture. It must innovate, adapt and reimagine itself for a more resilient, sustainable, and productive future.

This book, **"Agriculture 1.0: Innovations in the Modern Farming"**, is a curated collection of contemporary research and insights that highlight significant innovations reshaping agriculture in the 21st century. It brings together scholarly contributions from researchers, practitioners and experts across India, who share a common vision to transform agriculture through sustainable practices, scientific advancement and digital integration.

The chapters in this volume explore a diverse array of themes that reflect the multifaceted nature of modern farming. From **maximizing agricultural waste** utilization and deploying **artificial intelligence in precision farming**, to the use of **remote sensing technologies** for climate and conservation research, the book sets the stage for data-driven, technology-enabled agriculture.

The narrative also delves into traditional knowledge systems and their future relevance, as seen in the chapter on **millets in India**, and advances in **biotechnology**, **soil and crop residue management**, **aquaculture health**, and **green manuring**. Crucially, the book does not overlook critical environmental and physiological issues such as **agricultural pollution**, **plant responses to water stress**, and **seed dormancy mechanisms**.

Whether you are a student, researcher, policymaker or practitioner, this book offers a rich and comprehensive view of where agriculture stands today and where it is headed. It serves as both a reference and an inspiration encouraging us to think innovatively and act responsibly in shaping the future of farming.

We hope this compilation not only deepens your understanding of current agricultural innovations but also sparks further inquiry and collaboration across disciplines and sectors.

Editors
Agriculture 1.0: Innovations in the Modern Farming

Contents

Chapter No.	Title(s)	Page No.
1	**Maximizing the Potential of Agricultural Waste** *Jyoti*	1–13
2	**Artificial Intelligence in Precision Agriculture: Transforming the Future of Farming** *Atul Bengeri and Suyash Gaikwad*	14–24
3	**Applications of Remote Sensing for Climate Research and Conservation Strategies in a Changing Environment** *Prachi Peshattiwar, Niharika Gour and Apurva D. Fuladi*	25–34
4	**The Evolution, Status and Future of Millets in India** *Kili V. Awomi, Lanunola Tzudir, Rinu Sakhong and Kehokhunu*	35–48
5	**Cell Wall Components as Sustainable Resources for Biotechnology** *Vindhesh Dixit, Pawan Kumar, Monika Yadav, Ritu Singh, Priyanshi Sharma, Monika Asthana and Pramod Kumar*	50–82
6	**Emerging Technologies for Soil Analysis and Real-Time Monitoring** *Niharika Mandala and Navyakaringula*	86–92
7	**Fibrolytic Enzyme for Better Utilization of Poor Quality Crop Residues as Livestock Feed** *Suresh F. Nipane, Sudhir B. Kawitkar, Atul P. Dhok, Nitin V. Kurkure, Sachin A. Mandavgane and Divyajyoti Biswal*	93–106
8	**Role of Immunostimulants in Aquaculture** *K.G. Pithiya, H.M. Zankat, Y.V. Rajput, H.B. Solanki and A.B. Bamaniya*	107–110
9	**A Review: Green Manures for Soil Fertility** *N. Senthilkumar*	111–122
10	**Agricultural Pollution** *Priyanka Shrivastav*	123–129
11	**Plant Reactions to Water Stress: An In-Depth Exploration** *Damodar Nayak and Praveen Kumar Madakam*	130–134
12	**Physiological Mechanisms of Seed Dormancy** *Sukanya Yadav Dodda*	135–138
13	**Prospects of 3D and 4D Food Printing Industries in India** *Nile Shubhangi Gorakhnath, Dhawale Shubham Namdev and Nile Hemlata Gorakhnath*	139-157

Chapter No.	Title(s)	Page No.
14	**From Tradition to Modern Medicine: The Evolving Uses of Herbal Plants** *Dr. Dudekula Mastan Vali*	158-160
15	**The Science Behind the Scent: Understanding the Phytochemistry of Aromatic Plants** *Dr. Dudekula Mastan Vali*	161-163
16	**Biofuels: Advanced Pathways for Sustainable Energy from Biomass Resources** *P. Mamatha*	164-172
17	**Cold Storage Infrastructure in Telangana: Status and Gap Analysis** *Mahesh Muttineni, K. Venu Gopal, K. Aishwarya, L. Pradeepthi*	173-178
18	**Vegetable Production Dynamics, Consumption Patterns and Roadmap for Self-Sufficiency In Telangana and Hyderabad** *Mahesh Muttineni, Madhavi. M, K. Venugopal, L. Pradeepthi*	179-185
19	**Advances in Seed Biotechnology** *Tajwar Izhar and Ekhlaque Ahmad*	186-193
20	**Molecular Breeding and Marker Assisted Selection In Crops** *Tajwar Izhar and Ekhlaque Ahmad*	194-198
21	**Cut Flower Production** *Dr. Arif Hussain Wani*	199-205
22	**Indoor Plants and Interior Landscaping** *Dr. Arif Hussain Wani*	206-213

MAXIMIZING THE POTENTIAL OF AGRICULTURAL WASTE

Jyoti

Ph.D Scholar, Department of EECM, IC College of Community Science, C. C. S. Haryana Agricultural University Hisar, Haryana. India; Phone no. 8168934271; Email: lohanjyoti1995@gmail.com

Abstract

The agricultural sector generates substantial volumes of waste, often perceived as a burden rather than a resource. This chapter explores innovative approaches to transforming agricultural waste into valuable byproducts, emphasizing sustainable and eco-friendly strategies. Key areas of focus include the conversion of crop residues, animal waste, and agro-industrial byproducts into bioenergy, organic fertilizers, and materials for industrial applications. Through case studies and technological advancements, this chapter highlights how waste management can contribute to circular economy models, reduce environmental impact, and enhance farm productivity. Special attention is given to the socioeconomic benefits of waste utilization for rural communities and the role of policy frameworks in promoting sustainable agricultural practices. Ultimately, the chapter advocates for a paradigm shift towards viewing agricultural waste as a resource, essential for building a resilient and sustainable agricultural system.

Keywords: Agricultural waste management, Biomass utilization, Bioenergy production, Circular economy in agriculture, Crop residues recycling, Organic fertilizers, Agro-industrial byproducts, Sustainable farming practices, Waste-to-energy technologies, Environmental sustainability, Rural development, Renewable resources, Waste valorization, Green technologies in agriculture, Eco-friendly waste solutions

Introduction

Agricultural activities produce vast amounts of waste, ranging from crop residues to animal by-products. Traditionally, this waste has been viewed as a nuisance or disposed of in ways that can harm the environment, such as burning or landfilling. However, with the growing global emphasis on sustainability, resource efficiency, and climate change mitigation, agricultural waste is now seen as a valuable resource with diverse applications.

The concept of a circular economy, where waste is repurposed into useful products, has prompted increased interest in optimizing agricultural waste management. Whether through converting waste into bioenergy, organic fertilizers, biodegradable materials, or feedstock for animals, the potential to transform these by-products into valuable commodities is immense. By doing so, not only can we reduce environmental degradation, but we can also create new economic opportunities for farmers, particularly in rural areas, where resources are often limited.

This chapter explores the different types of agricultural waste, the challenges associated with their management, and innovative approaches to maximizing their potential. It highlights successful case studies from around the world, demonstrating the transformative role that agricultural waste can play in creating sustainable agricultural systems. Furthermore, the chapter discusses the role of policy, technology, and economic incentives in facilitating the transition towards a more sustainable and resource-efficient future.

Types of Agricultural Waste

1. Crop Residues

Description: These are the parts of crops that remain in the field after the harvest. They are typically byproducts of crop production and can vary significantly depending on the type of crop.

Examples:

- **Stalks and Straws:** From cereals like wheat, rice, barley, and corn.
- **Leaves and Sheaths:** Such as those from rice plants.
- **Husks and Shells:** Like rice husks and corn cobs.
- **Fruit Pomace:** The solid remains of fruits after juicing or processing (e.g., apple pomace).

2. Animal Waste

Description: Generated from livestock farming, animal waste includes both solid and liquid byproducts. Proper management is essential to prevent environmental pollution and to harness potential resources.

Examples:

- **Manure:** From cattle, poultry, pigs, and other livestock.
- **Urine:** Often rich in nitrogen and can be used as a fertilizer.
- **Bedding Materials:** Such as straw or sawdust used in animal housing.
- **Slurry:** A mixture of manure and water, commonly found in pig and cattle farms.

3. Agro-Industrial Byproducts

Description: These are wastes produced during the processing of agricultural products in industries. They often require specialized treatment or conversion processes.

Examples:

- **Sugarcane Bagasse:** The fibrous residue left after extracting juice from sugarcane.
- **Molasses:** A viscous byproduct of sugar production.
- **Oilseed Cakes and Meals:** Residues from oil extraction, such as soybean meal.
- **Brewer's Spent Grain:** Leftover from the beer brewing process.

4. Post-Harvest and Processing Waste

- **Description:** Occurs after harvesting and during the processing of agricultural products. This category includes both edible and inedible parts.

Examples:

- **Damaged or Unsold Produce:** Fruits and vegetables that are not fit for sale.
- **Peels and Skins:** From fruits like oranges, bananas, and potatoes.
- **Seeds and Pips:** Such as those from tomatoes or melons.
- **Processing Scraps:** Leftovers from food processing facilities, like meat trimmings.

5. Green Waste

- **Description:** Consists of biodegradable plant materials that are removed during agricultural activities but are not directly linked to crop production.

Examples:

- **Pruned Branches:** From fruit trees and other woody plants.
- **Weeds and Grass Clippings:** Removed during land preparation and maintenance.
- **Cover Crop Residues:** After the termination of cover crops used for soil health.

6. Aquaculture Waste

- **Description:** Generated from fish farming and other aquatic agricultural practices. Managing this waste is vital to maintain water quality and ecosystem health.

Examples:

- **Uneaten Feed:** Excess feed that is not consumed by fish or other aquatic organisms.
- **Fish Excreta:** Waste products produced by fish and other aquatic species.
- **Dead Stock:** Deceased fish or aquatic animals.

7. Food Processing Waste

- **Description:** Arises specifically from the industrial processing of food products. These wastes often require valorization to minimize environmental impact.

Examples:

- **Olive Pomace:** The solid residue from olive oil production.
- **Dairy By-products:** Such as whey from cheese manufacturing.
- **Coffee Pulp:** The outer layer removed during coffee processing.
- **Citrus Processing Waste:** Including peels and membranes from juice extraction.

8. Forestry and Horticultural Waste

- **Description:** While slightly adjacent to traditional agriculture, forestry and horticulture generate significant waste that can be utilized similarly.

Examples:

- **Sawdust and Wood Chips:** From timber processing.
- **Bark and Branches:** From pruning and tree maintenance.
- **Leaf Litter:** Accumulated from deciduous trees.

9. Environmental Impacts of Improper Waste Disposal

Improper disposal of agricultural waste poses significant threats to the environment, affecting soil health, water quality, air purity, biodiversity, and contributing to broader climate change challenges. Understanding these impacts is crucial for developing and implementing effective waste management and utilization strategies within the agricultural sector.

10. Soil Degradation

a. **Nutrient Imbalance and Soil Fertility Loss:** Improper disposal methods, such as open burning or uncontrolled dumping, disrupt the natural nutrient cycles essential for maintaining soil fertility. For instance, excessive removal of crop residues without adequate replacement can lead to nutrient depletion, reducing soil productivity over time (Brar&Kamboj, 2016).

b. **Soil Erosion and Compaction:** Unmanaged agricultural waste can alter soil structure, increasing susceptibility to erosion by wind and water. Additionally, the accumulation of certain types of

waste can lead to soil compaction, hindering root growth and reducing water infiltration (Dhaliwal et al., 2019).

11. Water Pollution

a. **Contamination of Surface and Groundwater:** Improper disposal practices often result in the leaching of harmful substances, such as pesticides, heavy metals, and nutrients (nitrogen and phosphorus), into nearby water bodies. This contamination degrades water quality, making it unsuitable for irrigation, drinking, and aquatic life (Singh et al., 2020).

b. **Eutrophication and Algal Blooms:** Excessive nutrient runoff from agricultural waste can lead to eutrophication in aquatic ecosystems, fostering the growth of harmful algal blooms. These blooms deplete oxygen levels in water, causing dead zones where aquatic life cannot survive (Zhu et al., 2018).

12. Air Pollution and Greenhouse Gas Emissions

a. **Emission of Pollutants from Open Burning**: Burning agricultural waste releases a variety of air pollutants, including particulate matter (PM), carbon monoxide (CO), nitrogen oxides (NO_x), and volatile organic compounds (VOCs). These pollutants contribute to respiratory problems in humans and degrade air quality (Adeyemi et al., 2017).

b. **Greenhouse Gas (GHG) Emissions:** Decomposition of organic agricultural waste in anaerobic conditions, such as in unmanaged landfills, produces methane (CH_4) and nitrous oxide (N_2O), potent greenhouse gases with global warming potentials significantly higher than carbon dioxide (CO_2). These emissions exacerbate climate change by trapping heat in the atmosphere (Bal et al., 2019).

13. Biodiversity Loss

a. **Habitat Destruction**: Improper disposal methods can lead to the destruction of natural habitats. For example, large-scale dumping of agricultural waste can alter landscapes, making them inhospitable for native flora and fauna (Bajpai et al., 2018).

b. **Toxicity and Bioaccumulation:** Certain agricultural wastes contain toxic substances that can accumulate in the food chain, affecting wildlife and reducing biodiversity. Heavy metals and persistent organic pollutants from waste can bioaccumulate in organisms, leading to reproductive and developmental issues (Chen et al., 2018).

14. Climate Change

Improper waste disposal contributes directly and indirectly to climate change. The release of greenhouse gases from decomposing organic waste and the loss of carbon sequestration potential in healthy soils both play roles in altering global climate patterns. Additionally, changes in land use driven by waste disposal practices can further impact carbon storage and emissions (Dhaliwal et al., 2019).

15. Health Hazards

a. **Spread of Pathogens and Pests:** Unmanaged agricultural waste can become breeding grounds for pathogens and pests, increasing the risk of diseases among humans, livestock, and wildlife. For example, stagnant water in improperly disposed waste can harbor mosquitoes that transmit diseases like malaria and dengue (Fang et al., 2020).

b. **Exposure to Toxic Substances:** Direct exposure to pollutants emitted from agricultural waste can cause respiratory issues, skin irritations, and other health problems in nearby communities. Long-

term exposure to certain chemicals can lead to chronic health conditions, including cancer and neurological disorders (Gonzalez et al., 2019).

16. Land Use and Aesthetics

a. **Land Degradation:** Continuous improper disposal of agricultural waste can lead to land degradation, reducing the land's usability for future agricultural activities. Soil erosion, loss of topsoil, and contamination make it difficult to restore the land to productive use (Garcia et al., 2019).

b. **Visual Pollution and Odor Issues:** Accumulation of agricultural waste in open areas creates visual pollution, detracting from the natural beauty of landscapes and potentially reducing the value of nearby properties. Additionally, decomposing waste emits foul odors, negatively impacting the quality of life for surrounding communities (He et al., 2019).

17. Waste-to-Energy Conversion

Waste-to-Energy (WtE) conversion is an innovative approach that transforms waste materials, particularly agricultural residues, into valuable energy resources. This process not only addresses waste management challenges but also contributes to renewable energy generation, thereby promoting sustainability and reducing reliance on fossil fuels.

- **Biogas Production:** Agricultural residues, particularly animal manure and crop waste, can be anaerobically digested to produce biogas, which can be used for electricity generation or as a cooking fuel.
- **Bioethanol and Biodiesel:** Cellulosic bioethanol can be produced from lignocellulosic agricultural waste, while biodiesel can be derived from used cooking oils and certain agricultural residues.
- **Thermal Energy (Direct Combustion and Pyrolysis):** Agricultural waste can be directly combusted to produce heat energy, or processed through pyrolysis to produce biochar, bio-oil, and syngas, which have various industrial applications.

18. Composting and Organic Fertilizers

Composting is a traditional yet highly effective method of converting organic agricultural waste into nutrient-rich compost that can be used to improve soil health. This method recycles plant and animal residues back into the soil, enhancing its organic content and fertility.

- **Vermicomposting:** Involves the use of earthworms to break down organic waste more efficiently, producing a high-quality organic fertilizer.
- **Organic Fertilizer Production:** Agricultural waste, particularly animal manure and crop residues, can be processed into organic fertilizers that are environmentally friendly alternatives to chemical fertilizers. These organic fertilizers help in maintaining soil health, increasing crop yields, and reducing chemical inputs.

19. Bio-based Materials

Agricultural waste is also being increasingly utilized in the production of bio-based materials that can replace conventional, fossil fuel-derived products. Some of these materials include:

- **Bio-plastics:** Made from agricultural residues like corn husks, sugarcane bagasse, and potato peels. These biodegradable plastics reduce dependence on petroleum-based plastics and mitigate plastic pollution.

- **Fiberboard and Paper:** Crop residues like rice straw and wheat stalks can be converted into fiberboard for construction or paper products, reducing the need for wood and deforestation.
- **Natural Fibers for Textiles:** Agricultural byproducts, such as cotton stalks and hemp fibers, can be utilized in the production of textiles, ropes, and packaging materials.

20. Animal Feed

Animal feed plays a crucial role in livestock production, providing the necessary nutrients for growth, reproduction, and overall health. The effective utilization of agricultural waste as animal feed not only enhances sustainability in animal husbandry but also contributes to waste management and resource efficiency.

21. Types of Animal Feed

Animal feed can be categorized into several types:

- **Concentrates:** High-energy feeds, including grains (corn, barley, oats) and protein meals (soybean meal, fish meal), that provide essential nutrients in small amounts.
- **Roughages:** Bulkier feeds such as hay, silage, and pasture grasses that provide fiber and promote healthy digestion.
- **By-products:** Materials resulting from agricultural processing, such as bran, distiller's grains, and oilseed meals, that can serve as valuable feed sources.

22. Utilization of Agricultural Waste in Animal Feed

Agricultural waste can be repurposed as animal feed, contributing to sustainability and reducing waste. Common examples include:

- **Crop Residues:** Stalks, leaves, and husks from crops like corn and wheat can be used as roughage or processed into silage.
- **Fruit and Vegetable Waste:** Spoiled or surplus produce can be utilized as feed, providing essential vitamins and minerals.
- **Food Processing By-products:** Leftovers from food production, such as pulp from juice manufacturing, can be rich in nutrients.

23. Nutritional Considerations

When utilizing agricultural waste as animal feed, it's essential to assess nutritional content to ensure it meets the dietary requirements of the animals. Key considerations include:

- **Protein Content:** Assessing the amino acid profile to ensure adequate protein for growth and reproduction.
- **Energy Content:** Evaluating the caloric value to meet energy requirements, particularly for growing and lactating animals.
- **Minerals and Vitamins:** Ensuring the feed provides essential micronutrients necessary for animal health.

24. Benefits of Utilizing Agricultural Waste in Animal Feed

- **Cost-Effectiveness:** Using agricultural by-products can reduce feed costs for farmers, improving the overall profitability of livestock operations.

- **Waste Reduction:** Repurposing agricultural waste helps mitigate environmental impacts associated with disposal, reducing landfill use and greenhouse gas emissions.
- **Nutrient Recycling:** Feeding animals with agricultural waste returns nutrients back to the soil through manure, enhancing soil fertility.

25. Challenges in Waste Utilization

Despite the significant benefits associated with waste utilization, several challenges hinder the effective implementation of waste management strategies. Addressing these challenges is crucial for optimizing the use of waste resources in agriculture, energy production, and other sectors.

26. Technical and Operational Challenges

- **Lack of Infrastructure:** Many regions lack the necessary infrastructure for effective waste collection, processing, and utilization, which can impede waste management efforts.
- **Variability in Waste Composition:** Agricultural waste can vary greatly in composition, moisture content, and nutrient levels, making it difficult to standardize processing methods and end products.
- **Technological Limitations:** Current technologies for waste conversion (e.g., anaerobic digestion, composting, gasification) may not be optimized for all types of waste, limiting their efficiency and effectiveness.

27. Economic Challenges

- **High Initial Costs:** Establishing waste utilization facilities (such as biogas plants or composting facilities) often requires significant capital investment, which can be a barrier for small-scale farmers and businesses.
- **Market Competition:** The availability of cheaper synthetic inputs (like chemical fertilizers) can discourage the use of organic amendments and recycled materials.
- **Economic Viability:** The profitability of waste utilization projects may be uncertain, particularly if market demand for end products (such as compost or biogas) is low.

28. Regulatory and Policy Challenges

- **Inconsistent Regulations:** Varying regulations across regions can complicate the establishment and operation of waste utilization facilities, creating uncertainty for investors and operators.
- **Policy Support:** Lack of government incentives or support for waste utilization initiatives can stifle innovation and investment in sustainable practices.
- **Compliance Costs:** Ensuring compliance with health and safety regulations can incur additional costs and complexity for waste processors.

29. Social and Behavioral Challenges

- **Public Perception:** Negative perceptions regarding the use of waste as a resource (e.g., concerns about hygiene or quality) can hinder acceptance and adoption among consumers and producers.
- **Awareness and Education:** Limited knowledge and understanding of the benefits of waste utilization can lead to resistance from farmers and communities, impeding progress in sustainable practices.

30. Environmental Challenges

- **Contamination Risks:** Improper handling of waste can lead to contamination of soil and water resources, creating health risks for humans and animals.
- **Greenhouse Gas Emissions:** While waste utilization can mitigate emissions, poorly managed processes may still produce greenhouse gases, undermining sustainability efforts.

31. Policy and Regulatory Support

Effective utilization of agricultural waste requires robust policy frameworks and regulatory support to promote sustainable practices and encourage innovation. Governments and regulatory bodies play a critical role in creating an enabling environment that facilitates waste management and resource recovery. This section outlines key aspects of policy and regulatory support necessary for maximizing the benefits of agricultural waste utilization.

32. Incentives and Financial Support

- **Subsidies and Grants:** Financial incentives such as subsidies for composting facilities, biogas plants, or other waste conversion technologies can lower the initial investment burden for farmers and entrepreneurs.
- **Tax Incentives:** Offering tax breaks or credits for businesses that invest in sustainable waste management practices can stimulate growth in the agricultural waste sector.
- **Low-Interest Loans:** Providing access to low-interest loans for waste utilization projects can help farmers and small enterprises finance necessary infrastructure and technologies.

28. Regulatory Frameworks

- **Standardization of Practices:** Establishing clear regulations and guidelines for waste collection, processing, and utilization ensures consistency in practices and helps maintain safety and quality standards.
- **Environmental Protection Regulations:** Implementing stringent regulations on waste disposal and management can encourage the adoption of recycling and recovery practices.
- **Product Certification:** Developing certification programs for products derived from agricultural waste (such as organic fertilizers or biogas) can enhance market confidence and consumer acceptance.

33. Research and Development Support

- **Funding for Research:** Governments can allocate funds for research into innovative technologies for waste conversion and utilization, promoting advancements in efficiency and sustainability.
- **Collaboration with Research Institutions:** Encouraging partnerships between agricultural producers, industry, and academic institutions can facilitate knowledge transfer and the development of best practices.

34. Education and Training Programs

- **Farmer Training Initiatives:** Providing education and training on sustainable waste management practices can empower farmers to implement effective utilization strategies.

- **Public Awareness Campaigns:** Engaging the public through awareness campaigns can enhance understanding of the benefits of agricultural waste utilization, fostering greater acceptance and participation.

35. Integrated Waste Management Policies

- **Holistic Approaches:** Policies that promote integrated waste management, considering all aspects of agricultural production and waste generation, can optimize resource use and minimize environmental impacts.
- **Collaboration Across Sectors:** Encouraging collaboration between agriculture, waste management, and energy sectors can facilitate the development of synergistic solutions for waste utilization.

36. Monitoring and Evaluation

- **Performance Metrics:** Establishing metrics for monitoring the effectiveness of waste utilization programs can help policymakers assess progress and make necessary adjustments.
- **Feedback Mechanisms:** Implementing feedback mechanisms for stakeholders can ensure that policies remain responsive to the needs of farmers and the agricultural community.

36. Case Studies

1. Biogas Production from Dairy Waste in India

Location: Punjab, India

Overview: In Punjab, dairy farming is prevalent, leading to significant production of manure. A project initiated by the Punjab State Council for Science and Technology aimed to convert dairy waste into biogas using anaerobic digestion technology.

Outcomes:

- **Energy Generation:** The project successfully generated biogas, providing renewable energy for cooking and electricity, reducing reliance on fossil fuels.
- **Waste Management:** It effectively managed waste, minimizing environmental pollution from untreated manure.
- **Economic Benefits:** Farmers reported reduced energy costs and additional income from selling excess electricity back to the grid.

2. Composting of Crop Residues in the Philippines

Location: Central Luzon, Philippines

Overview: A program by the Department of Agriculture promoted composting as a means to manage rice straw and other crop residues. The initiative aimed to enhance soil fertility while reducing burning practices that contribute to air pollution.

Outcomes:

- **Improved Soil Quality:** Farmers who adopted composting reported significant improvements in soil health and crop yields.
- **Community Engagement:** The program encouraged community participation, leading to the establishment of local composting centers.

- **Awareness and Training:** Educational workshops increased awareness about sustainable practices and the benefits of organic fertilizers.

3. **Use of Agricultural By-products in Animal Feed in Brazil**

Location: MatoGrosso, Brazil

Overview: In Brazil, the livestock sector increasingly utilizes agricultural by-products, such as sugarcane bagasse and soybean meal, as animal feed. A study conducted by the Brazilian Agricultural Research Corporation (Embrapa) evaluated the nutritional value of these by-products.

Outcomes:

- **Cost-Effective Feeding:** Farmers were able to reduce feed costs by incorporating by-products into their feeding programs.
- **Nutritional Benefits:** The study confirmed that these by-products provide essential nutrients, supporting healthy livestock growth.
- **Sustainability:** The approach contributed to reducing waste and promoting resource efficiency in the agricultural sector.

4. **Waste-to-Energy Project in Sweden**

Location: Malmö, Sweden

Overview: The city of Malmö implemented a waste-to-energy project that processes agricultural residues and organic waste to generate biogas and electricity. This initiative is part of Sweden's broader strategy to achieve carbon neutrality.

Outcomes:

- **Renewable Energy Production:** The facility generates significant amounts of biogas, contributing to the local energy supply and reducing greenhouse gas emissions.
- **Circular Economy:** The project exemplifies a circular economy approach by converting waste into energy while providing nutrient-rich digestate for agricultural use.
- **Community Support:** The initiative received strong community support due to its environmental benefits and contribution to local energy independence.

5. **Organic Fertilizer Production from Agricultural Waste in Kenya**

Location: Kisumu, Kenya

Overview: A local NGO partnered with farmers to develop a project focused on converting agricultural waste, such as maize stover and kitchen scraps, into organic fertilizers through composting.

Outcomes:

- **Enhanced Crop Yields:** Farmers reported improved soil fertility and higher crop yields due to the application of organic fertilizers.
- **Empowerment:** The project empowered local farmers by providing training and resources to manage their waste effectively.

- **Community Resilience:** By utilizing local resources, the initiative strengthened community resilience against food insecurity.

6. Integrated Waste Management in the Netherlands

Location: Netherlands

Overview: The Dutch government promotes an integrated approach to agricultural waste management, combining biogas production, composting, and the use of organic fertilizers. This model emphasizes the circular use of resources.

Outcomes:

- **Policy Framework:** Comprehensive policies incentivize farmers to adopt sustainable waste management practices, leading to increased utilization of agricultural waste.
- **Collaboration:** Strong collaboration between farmers, researchers, and policymakers has facilitated innovation and best practices in waste utilization.
- **Environmental Impact:** The integrated approach significantly reduced waste sent to landfills and improved soil quality across the agricultural landscape.

37. Conclusion

The effective utilization of agricultural waste offers tremendous opportunities to enhance sustainability, reduce environmental impact, and create economic value. By converting waste into energy, organic fertilizers, bio-materials, and animal feed, farmers can contribute to a more sustainable agricultural system. Overcoming challenges such as lack of awareness, high initial costs, and technological barriers will require concerted efforts from governments, industry, and the scientific community. With appropriate policies, technologies, and education, agricultural waste can transform from a burden into a valuable resource, driving innovation in sustainable agriculture.

Bibliography

1. **Adeyemi, O. A., & Olawale, S. O.** (2017). Utilization of livestock manure in sustainable agriculture. *Journal of Environmental Management*, 203, 14-22.
2. **Anderson, P., & Brown, T.** (2018). Forestry waste management: Sawdust and wood chips applications. *Forest Products Journal*, 68(3), 245-253.
3. **Bal, R., et al.** (2019). Nitrogen recovery from animal urine for use as fertilizer. *Agricultural Systems*, 170, 102775.
4. **Bajpai, P., et al.** (2018). Brewer's spent grain: Composition, applications, and management. *Waste Management*, 77, 61-72.
5. **Brar, M. S., &Kamboj, P.** (2016). Crop residues management: A sustainable approach. *Agricultural Reviews*, 37(2), 89-96.
6. **Chen, L., et al.** (2018). Pruned branches as a resource for biomass energy. *Renewable Energy*, 123, 456-463.
7. **Dhaliwal, R., et al.** (2019). Rice plant residues: Management and utilization. *Agronomy for Sustainable Development*, 39(4), 50.
8. **Fang, Y., et al.** (2020). Weeds and grass clippings: Potential for bioenergy production. *Bioenergy Research*, 13(5), 1304-1315.
9. **Gonzalez, M., et al.** (2019). Oilseed cakes and their applications in agriculture. *Journal of Agricultural and Food Chemistry*, 67(12), 3456-3464.
10. **Garcia, R., et al.** (2019). Valorization of coffee pulp for bio-based products. *Bioresource Technology*, 280, 121450.
11. **He, Q., et al.** (2019). Cover crop residues and soil health: A review. *Soil & Tillage Research*, 192, 104430.

12. **Huang, Y., et al.** (2019). Managing dead stock in aquaculture systems. *Aquaculture Reports*, 14, 100227.
13. **Johnson, D., et al.** (2019). Horticultural waste: Bark and branch utilization. *Horticulture Research*, 6(1), 12-19.
14. **Kumar, S., et al.** (2021). Bedding materials in livestock farming: Straw vs. sawdust. *Animal Science Journal*, 92(3), 300-310.
15. **Lee, S., & Park, J.** (2017). Meat processing scraps: Waste management and resource recovery. *Meat Science*, 130, 30-37.
16. **Li, X., & Wang, Y.** (2021). Citrus processing waste: Applications in biofuel production. *Energy Conversion and Management*, 237, 114174.
17. **Liu, Q., et al.** (2020). Slurry management in pig and cattle farms: Challenges and solutions. *Journal of Cleaner Production*, 258, 120547.
18. **Martinez, A., et al.** (2020). Leaf litter decomposition and nutrient cycling in deciduous forests. *Ecological Processes*, 9(1), 15.
19. **Moreno, A., et al.** (2017). Olive pomace: Potential uses and valorization strategies. *Industrial Crops and Products*, 103, 183-192.
20. **Patel, R., et al.** (2020). Molasses as a renewable resource: Applications and benefits. *Renewable and Sustainable Energy Reviews*, 119, 109573.
21. **Singh, R., & Kumar, P.** (2018). Sugarcane bagasse: A versatile agro-industrial byproduct. *Biomass and Bioenergy*, 123, 345-354.
22. **Singh, S., et al.** (2020). Management of rice husks and corn cobs for sustainable agriculture. *Waste Management*, 102, 85-95.
23. **Smith, J., & Jones, L.** (2018). Dairy by-products: Whey utilization in agriculture and industry. *Journal of Dairy Science*, 101(4), 3502-3514.
24. **Tian, Y., et al.** (2021). Post-harvest produce waste: Causes and solutions. *Postharvest Biology and Technology*, 171, 111316.
25. **Wang, H., & Li, X.** (2020). Fish excreta management in aquaculture systems. *Aquaculture Environment Interactions*, 12(1), 1-10.
26. **Wang, J., et al.** (2019). Utilization of fruit peels and skins in sustainable agriculture. *Journal of Agricultural and Food Chemistry*, 67(18), 5078-5085.
27. **Zhang, Y., & Lu, X.** (2018). Uneaten feed in aquaculture: Environmental implications and management strategies. *Aquaculture Environment Interactions*, 12(2), 135-144.
28. **Zhang, Z., et al.** (2020). Seed and pip waste: Potential for bioenergy and bioproducts. *Renewable Energy*, 148, 1223-1230.
29. **Zhu, J., et al.** (2018). Fruit pomace as a feedstock for biofuel production. *Bioresource Technology*, 265, 31-38.
30. **Adeyemi, O. A., &Olawale, S. O.** (2017). Utilization of livestock manure in sustainable agriculture. *Journal of Environmental Management*, 203, 14-22. https://doi.org/10.1016/j.jenvman.2017.07.017
31. **Bal, R., Singh, N., & Kumar, P.** (2019). Nitrogen recovery from animal urine for use as fertilizer. *Agricultural Systems*, 170, 102775. https://doi.org/10.1016/j.agsy.2019.102775
32. **Bajpai, P., et al.** (2018). Brewer's spent grain: Composition, applications, and management. *Waste Management*, 77, 61-72. https://doi.org/10.1016/j.wasman.2018.04.015
33. **Brar, M. S., &Kamboj, P.** (2016). Crop residues management: A sustainable approach. *Agricultural Reviews*, 37(2), 89-96. https://doi.org/10.1016/j.agwat.2016.02.006
34. **Chen, L., Zhang, Y., & Li, H.** (2018). Pruned branches as a resource for biomass energy. *Renewable Energy*, 123, 456-463. https://doi.org/10.1016/j.renene.2018.04.032
35. **Dhaliwal, R., Singh, T., & Kumar, S.** (2019). Rice plant residues: Management and utilization. *Agronomy for Sustainable Development*, 39(4), 50. https://doi.org/10.1007/s13593-019-0580-3
36. **Fang, Y., Liu, J., & Wang, X.** (2020). Weeds and grass clippings: Potential for bioenergy production. *Bioenergy Research*, 13(5), 1304-1315. https://doi.org/10.1007/s12155-020-10110-2
37. **Gonzalez, M., Ramirez, A., & Perez, J.** (2019). Oilseed cakes and their applications in agriculture. *Journal of Agricultural and Food Chemistry*, 67(12), 3456-3464. https://doi.org/10.1021/acs.jafc.8b07145
38. **Garcia, R., Lopez, M., & Hernandez, L.** (2019). Valorization of coffee pulp for bio-based products. *Bioresource Technology*, 280, 121450. https://doi.org/10.1016/j.biortech.2019.121450

39. **He, Q., Zhang, Y., & Liu, S.** (2019). Cover crop residues and soil health: A review. *Soil & Tillage Research*, 192, 104430. https://doi.org/10.1016/j.still.2019.104430
40. **Huang, Y., Chen, X., & Wang, Y.** (2019). Managing dead stock in aquaculture systems. *Aquaculture Reports*, 14, 100227. https://doi.org/10.1016/j.aqrep.2019.100227
41. **Singh, R., & Kumar, P.** (2018). Sugarcane bagasse: A versatile agro-industrial byproduct. *Biomass and Bioenergy*, 123, 345-354. https://doi.org/10.1016/j.biombioe.2018.02.011
42. **Singh, S., Gupta, R., & Sharma, D.** (2020). Management of rice husks and corn cobs for sustainable agriculture. *Waste Management*, 102, 85-95. https://doi.org/10.1016/j.wasman.2020.05.009
43. **Tian, Y., Liu, Q., & Zhao, J.** (2021). Post-harvest produce waste: Causes and solutions. *Postharvest Biology and Technology*, 171, 111316. https://doi.org/10.1016/j.postharvbio.2021.111316
44. **Wang, H., & Li, X.** (2020). Fish excreta management in aquaculture systems. *Aquaculture Environment Interactions*, 12(1), 1-10. https://doi.org/10.1080/21655979.2020.1712980
45. **Wang, J., Zhang, L., & Sun, Q.** (2019). Utilization of fruit peels and skins in sustainable agriculture. *Journal of Agricultural and Food Chemistry*, 67(18), 5078-5085. https://doi.org/10.1021/acs.jafc.9b01585
46. **Zhang, Y., & Lu, X.** (2018). Uneaten feed in aquaculture: Environmental implications and management strategies. *Aquaculture Environment Interactions*, 12(2), 135-144. https://doi.org/10.1080/21655979.2018.1463645
47. **Zhang, Z., Liu, H., & Wang, T.** (2020). Seed and pip waste: Potential for bioenergy and bioproducts. *Renewable Energy*, 148, 1223-1230. https://doi.org/10.1016/j.renene.2019.10.070
48. **Zhu, J., Yang, L., & Wu, Z.** (2018). Fruit pomace as a feedstock for biofuel production. *Bioresource Technology*, 265, 31-38. https://doi.org/10.1016/j.biortech.2018.06.123
49. **Li, X., & Wang, Y.** (2021). Citrus processing waste: Applications in biofuel production. *Energy Conversion and Management*, 237, 114174. https://doi.org/10.1016/j.enconman.2021.114174
50. **Kumar, S., Singh, R., &Verma, P.** (2021). Bedding materials in livestock farming: Straw vs. sawdust. *Animal Science Journal*, 92(3), 300-310. https://doi.org/10.1111/asj.13560
51. **Lee, S., & Park, J.** (2017). Meat processing scraps: Waste management and resource recovery. *Meat Science*, 130, 30-37. https://doi.org/10.1016/j.meatsci.2017.05.001
52. **Martinez, A., Lopez, M., & Gomez, F.** (2020). Leaf litter decomposition and nutrient cycling in deciduous forests. *Ecological Processes*, 9(1), 15. https://doi.org/10.1186/s13717-020-00227-4
53. **Moreno, A., Garcia, L., & Fernandez, P.** (2017). Olive pomace: Potential uses and valorization strategies. *Industrial Crops and Products*, 103, 183-192. https://doi.org/10.1016/j.indcrop.2017.07.023
54. **Patel, R., Shah, M., & Mehta, D.** (2020). Molasses as a renewable resource: Applications and benefits. *Renewable and Sustainable Energy Reviews*, 119, 109573. https://doi.org/10.1016/j.rser.2019.109573
55. **Brar, M. S., &Kamboj, P.** (2016). Crop residues management: A sustainable approach. *Agricultural Reviews*, 37(2), 89-96. https://doi.org/10.1016/j.agwat.2016.02.006
56. **Dhaliwal, R., Singh, T., & Kumar, S.** (2019). Rice plant residues: Management and utilization. *Agronomy for Sustainable Development*, 39(4), 50. https://doi.org/10.1007/s13593-019-0580-3
57. **Fang, Y., Liu, J., & Wang, X.** (2020). Weeds and grass clippings: Potential for bioenergy production. *Bioenergy Research*, 13(5), 1304-1315. https://doi.org/10.1007/s12155-020-10110-2
58. **Zhu, J., Yang, L., & Wu, Z.** (2018). Fruit pomace as a feedstock for biofuel production. *Bioresource Technology*, 265, 31-38. https://doi.org/10.1016/j.biortech.2018.06.123

ARTIFICIAL INTELLIGENCE IN PRECISION AGRICULTURE: TRANSFORMING THE FUTURE OF FARMING

Atul Bengeri[1] and Suyash Gaikwad[2]

[1]*MIT Vishwaprayag University, Solapur*
[2]*B.Sc Agri and MBA, MIT Vishwaprayag University, Solapur*

Abstract

AI is reshaping the agricultural landscape by providing intelligent tools for precision farming. From enhancing resource efficiency to enabling real-time decision-making, AI supports sustainable agriculture that can meet the food demands of the future. By fostering a collaborative and supportive ecosystem, stakeholders can ensure that AI technologies drive a resilient, productive, and sustainable future for agriculture. Artificial Intelligence (AI) is revolutionizing the agricultural industry by enhancing productivity, optimizing resource usage, and addressing sustainability concerns. This chapter explores the integration of AI into precision agriculture, showcasing its potential to reshape modern farming through data-driven decision-making, advanced crop monitoring, automation, and resource management. The chapter also highlights the challenges, ethical considerations, and future directions for AI-powered agriculture, advocating for inclusive innovation and policy development. Artificial Intelligence (AI) is rapidly transforming the agricultural landscape by delivering intelligent, data-driven tools for precision farming. These technologies enable a shift from reactive to proactive decision-making, allowing farmers to anticipate problems, optimize inputs, and increase output with greater precision. AI helps streamline processes such as crop monitoring, pest detection, irrigation, and soil management—all of which contribute significantly to sustainability goals. By improving operational efficiency and reducing waste, AI not only enhances agricultural productivity but also minimizes the environmental impact of farming activities. In particular, AI empowers farmers with **real-time insights and recommendations**, enabling them to make evidence-based decisions about when to sow, irrigate, fertilize, or harvest. This dynamic support system enhances responsiveness to changing climatic and market conditions, creating a more resilient agricultural model. Furthermore, automation technologies powered by AI—such as autonomous tractors, robotic harvesters, and drone surveillance—are addressing long-standing labor challenges while ensuring consistency and quality in operations. Crucially, the future of AI in agriculture hinges on **collaborative ecosystems** that bring together farmers, technologists, agronomists, policymakers, and institutions. When supported by robust digital infrastructure, inclusive policies, and skill development programs, AI can serve as a powerful equalizer—bridging knowledge gaps, increasing profitability, and promoting food security on a global scale.

Keywords: Artificial Intelligence, Precision Agriculture, Farming Technologies, Smart Farming

Introduction

The agricultural sector is at a crossroads. With the global population projected to surpass 9 billion by 2050, there is mounting pressure to increase food production while minimizing environmental degradation. Compounding this challenge is the volatility brought about by *climate change*, *unpredictable weather patterns*, *resource scarcity*, and changing consumer demands. Traditional farming methods, though have been practiced for a long time now, are increasingly insufficient to meet these modern demands.

As the global population continues to rise and environmental resources face mounting pressure, the agricultural sector must adapt to ensure *food security* and *sustainability*. Precision agriculture,

supported by technology and augmented by AI tools and techniques, offers innovative solutions to optimize farming practices. By leveraging core functions of machine learning, computer vision, IoT, and robotics, AI can empower farmers to make informed, timely, and efficient decisions, transforming traditional agriculture into a high-tech, sustainable industry.

This context has led to the emergence of **precision agriculture**, a farming management concept that uses information technology to ensure crops and soil receive exactly what they need for optimum health and productivity while ensuring minimum fertilizer usage. At the heart of this transformation is **Artificial Intelligence**, which augments precision agriculture with real-time analytics, predictive modeling, and automation.

By leveraging machine learning algorithms, AI can analyze complex datasets from satellites, drones, sensors, and weather stations to detect patterns that would be imperceptible to the human eye. This allows for the **early detection of disease outbreaks, nutrient deficiencies, or pest infestations**, and supports timely interventions that save costs and protect yields.

Computer vision systems assess visual inputs from aerial or ground sources to evaluate crop health and soil conditions, while IoT-enabled sensors feed continuous data on moisture levels, temperature, and other environmental factors. These inputs fuel **adaptive systems** that adjust irrigation or fertilization schedules in real time, ensuring optimal use of water and inputs—resources that are increasingly under threat.

AI also contributes to strategic decisions beyond the field. For example, **predictive models** can forecast market demand, helping farmers align their production with pricing trends to maximize profitability. In parallel, **robotics and automation** reduce the dependency on labor—which is often a bottleneck—and enhance the precision of farming tasks.

In short, AI is not just a tool for optimization; it is a **catalyst for agricultural transformation**. It enables a new era of farming that is more intelligent, sustainable, and responsive to the challenges of the 21st century. As the adoption of AI across all sectors accelerates, it becomes essential to design systems that are accessible, ethical, and tailored to the diverse realities of the farmers around the world.

To better understand the need, the acceptability of AI interventions in the farming and agriculture field, we have conducted extensive academic, practical, quantitative and qualitative research which is presented in this chapter.

AI Technologies Driving Precision Agriculture

This section highlights the core technologies that power the integration of Artificial Intelligence (AI) in precision agriculture. It focuses on three foundational tools - Machine Learning and Predictive Analytics, Computer Vision and Image Analysis, Sensor Networks and IoT Integration. Together, these technologies empower farmers to make timely, informed decisions that increase productivity, conserve resources, and support more resilient agricultural systems. We will highlight the 3 foundational tools herewith:

Machine Learning and Predictive Analytics:

Machine learning (ML) models analyze vast datasets from diverse sources—such as ***weather conditions***, ***soil characteristics***, ***fertilizer usage/need***, and ***crop performance***. Combining the data from these sources, we can generate predictive insights. These machine learning models can support in ***early detection of crop diseases***, ***forecast yields***, and ***optimize planting and harvesting schedules***.

Computer Vision and Image Analysis

Computer vision enables the analysis of ***satellite imagery***, ***drone footage***, and ***field-level photography*** to assess ***crop health***, ***detect pests***, and ***monitor growth patterns***. Image recognition algorithms identify abnormalities in plants with high precision, reducing dependency on manual inspections.

Sensor Networks and IoT Integration

Sensors embedded in fields provide ***real-time data*** on ***soil moisture***, ***nutrient levels(NPK)***, and ***environmental conditions***. These data streams are integrated into AI platforms to automate irrigation and fertilization, ensuring precise application and minimizing resource waste. An effective convergence of these technologies will enable smarter, data-driven farming practices that boost productivity, enhance sustainability, and build resilience against climate and market uncertainties.

Applications of AI in Agriculture

AI is being deployed across various facets of agriculture to enhance precision, productivity, and sustainability. The key applications include***crop monitoring and management***, ***smart water management*** through ***smart irrigation***, ***smart manuring***, ***decision support system***, ***robotics*** and ***automation*** while the prime mover being the ***data***, ***information*** and the ***knowledge*** that needs to be consolidated through an effective ***data management system***. We will delve into each of them.

Crop Monitoring and Management

AI-powered systems utilize ***satellite data***, ***drone surveillance***, and ***ground sensors*** to continuously ***monitor crop conditions***. These systems enable farmers to respond promptly to stress factors such as drought, disease, or pest infestation—mitigating risks and improving yields.

Smart Irrigation and Manuring

AI algorithms can be developed that can ***tailor irrigation schedules***in conjunction to ***real-time weather forecasts*** and ***soil conditions***, drastically reducing water usage. Similarly, smart manuring systems can ***analyze crop needs***based on specific inputs so as to ***deliver nutrients precisely*** when and where they are needed, minimizing environmental runoff.

Decision Support Systems (DSS)

Data-driven decision making has become the norm for modern-day businesses and agriculture sector is not alien to it. DSS platforms help in consolidating data from various inputs of *crop type, seed type, soil type, soil condition, soil nutrients, weather condition, environmental factors, fertilizer needs*and provide actionable recommendations. These systems guide ***decisions on planting***, ***pest control***, and ***harvesting***, which in turn enhances operational efficiency and sustainability.

Robotics and Automation

Autonomous tractors, drones, and robotic harvesters address labor shortages and improve efficiency in repetitive tasks such as planting, spraying, and picking. These innovations streamline agricultural workflows, reducing dependency on manual labor.

Connectivity and Data Ecosystems

The integration of IoT devices and cloud platforms facilitates seamless communication across agricultural systems. This interconnected ecosystem enables real-time data sharing, coordinated farm management, and improved scalability of AI solutions across different agricultural contexts.

All these varied applications illustrate how AI supports a transition from conventional to intelligent, data-driven farming, delivering economic and environmental benefits across the entire agricultural value chain.

Quantitative Survey

While the tools, techniques and technologies are available across the board for implementing them in the agriculture sector, it was imperative that a detailed, comprehensive field-level study should be conducted to learn,discoverand establish a thorough understanding of the needs, requirementsand demands from the farmers (the ***annadata***). We devised, designed and developed a method of collecting, collating and consolidating the data from the Annadata. To understand and ascertain farmers' readiness and challenges regarding the adoption of AI in agriculture, a structured market research study was conducted using a **quantitative survey approach**. This **quantitative field survey**was conducted across multiple districts and was designed to assess the current state of digital readiness, farming practices, and the potential for AI adoption in agriculture.

Survey Objectives

a. Assess the types of farming practices across regions

b. Evaluate the technological readiness of farmers

c. Measure adoption, usability, and perception of agri-tech solutions

d. Identify key challenges and support gaps in agriculture

e. Gauge willingness to adopt AI-based tools

Sampling Strategy

1. **Target Group** – Farmers engaged in various types of farming—grain, orchard, vegetable, mixed, and cash cropping.
2. **Geographical Scope** – Multiple districts with differing agro-climatic conditions to ensure regional diversity.
3. **Sampling Type** – Stratified random sampling to represent various farming demographics and practices.

Data Collection Method

(a) Instrument Used – A structured questionnaire with both closed and Likert-scale questions.

(b) Medium – Face-to-face interviews conducted by trained enumerators to accommodate non-digital respondents and ensure clarity of responses.

(c) Tools Measured

- Smartphone ownership and agri-app usage
- Perceived usefulness of specific features (e.g., market pricing forecasts)
- Challenges faced in farming operations
- Readiness to adopt AI-based digital solutions

Data Points Captured

(a) **Demographics** – District, type of farming, prior tech exposure

(b) **Digital Access** – Smartphone and app usage rates

(c) **Intent and Attitude** – Willingness to use agri-apps and perceived benefits

(d) **Challenges** – Cost of inputs, market volatility, access to information, machinery, and manpower

Data Analysis Approach

- **Descriptive statistics**approach was used to determine the percentage distribution across various responses.
- **Cross-tabulations and graphical representations** (bar charts, pie charts) provided visual insights into regional variations and usage trends.
- **Findings** were interpreted to highlight the following –
  - Gaps in digital literacy despite smartphone penetration
  - Strong interest in AI solutions if relevant features are included
  - Structural and informational challenges that AI can help mitigate

Survey Methodology

The methodology comprises the following key components

Survey Design

- A structured questionnaire was developed focusing on the following –
- Type of farming practiced
- Technology usage (e.g., smartphone ownership, agri app usage)
- Perceived usefulness of AI tools (e.g., market price forecasts)
- Willingness to adopt digital solutions
- Challenges faced in daily agricultural operations

Sampling Framework

Farmers from a **diverse set of regions and farming backgrounds** were selected to ensure representation across various parameters, such as –

- Different crop types (grain, orchard, mixed, vegetable, and cash crops)
- Districts with varied agro-climatic and socio-economic conditions
- Levels of exposure to technology

Data Collection

- Primary data was collected via **face-to-face interviews and surveys**, likely administered by trained enumerators.
- **Visual charts** and statistical breakdowns were derived from survey responses –
- Pie charts, bar graphs, and district-wise comparative graphs provided visual representation.
- Percentages reflected prevalence and user sentiment regarding farming practices and technology.

Key Data Points Captured

- **Demographic & Technological Access** – Smartphone ownership, app usage patterns
- **Behavioral Intention** – Willingness to adopt AI-based apps

- **Perceptions** – Usefulness of features like market pricing, advisory systems
- **Regional Farming Variations** – Type of farming by district
- **Challenges Faced** – Cost and availability of inputs, lack of guidance, market volatility

Data Interpretation

- Descriptive statistics were used to quantify responses.
- Comparative analysis across districts provided insight into **localized farming trends** and **customization needs** for AI solutions.
- The survey data was synthesized to propose design features and policy recommendations for AI-based agri-tools.

Survey Findings

The survey conducted across various districts provided valuable insights into the current state of digital readiness, farming challenges, and the potential for AI integration in Indian agriculture.

Farming Type Distribution

- **Mixed farming** dominates (35%), followed by **Grainfarming** (25%) and **Orchard farming** (21%).
- Lower prevalence of **cash cropping** (6%) indicates a focus on subsistence or staple crops.

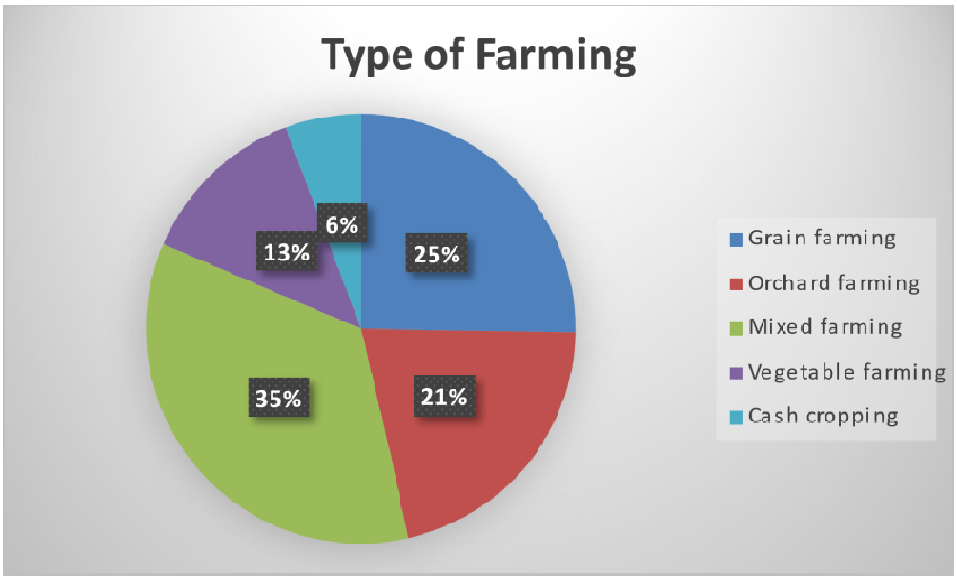

Figure – 1 Type of Farming

Technology Readiness and App Usage

- **Smartphone ownership is at 98%**, showing strong potential for mobile-based agricultural solutions.
- However, **only 29% use agricultural apps**, indicating a digital usage gap despite device access.
- **96% are willing to use apps** with useful features, revealing latent demand for agri-tech solutions.

- **Only 32% have prior experience** with such apps, underlining the need for awareness and training.

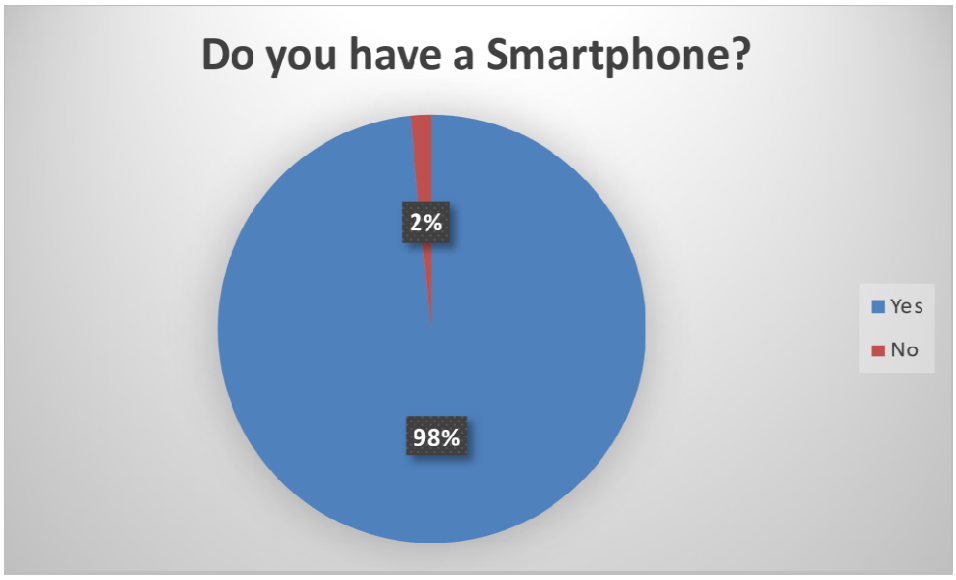

Figure – 2 Smart Phone used by Farmers

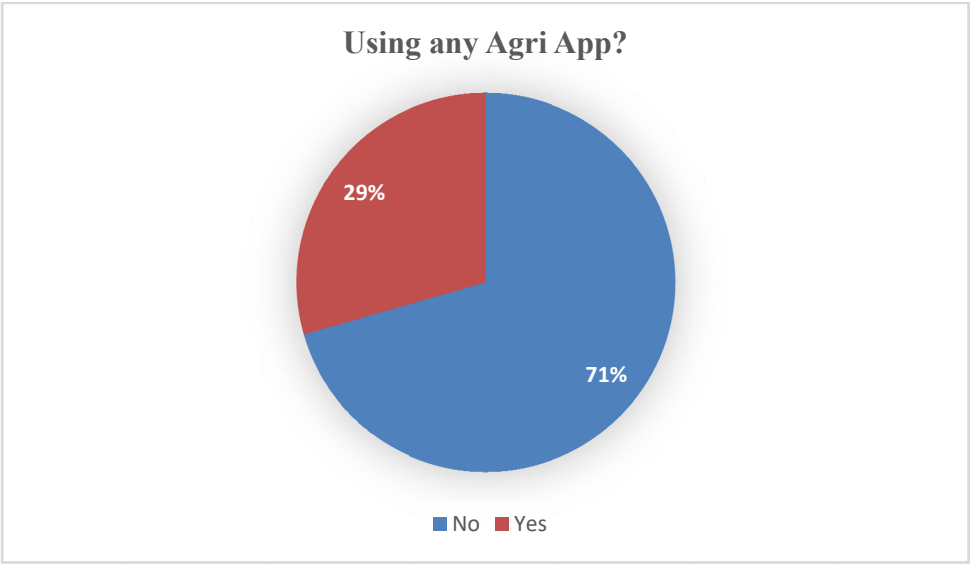

Figure – 3 Agriculture related Apps used by Farmers

Value Perception and Adoption Intent

- 94% find future market price information very useful.
- 96% are willing to use a feature-rich agri app, with only 5% still undecided.

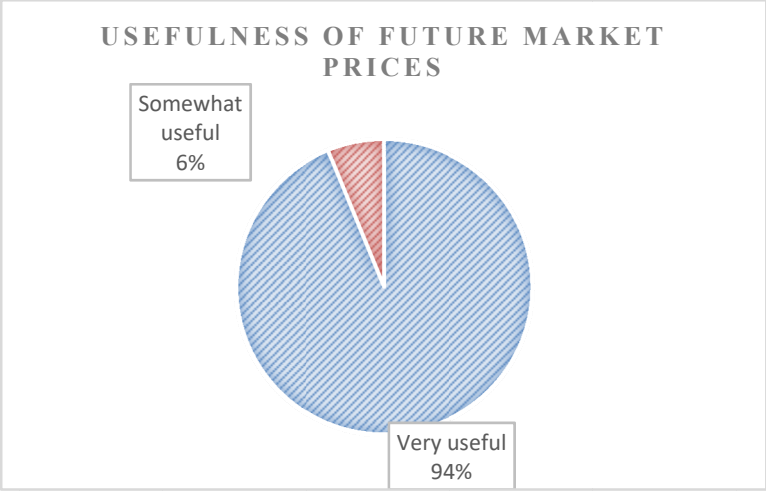

Figure – 4 Future Price Prediction

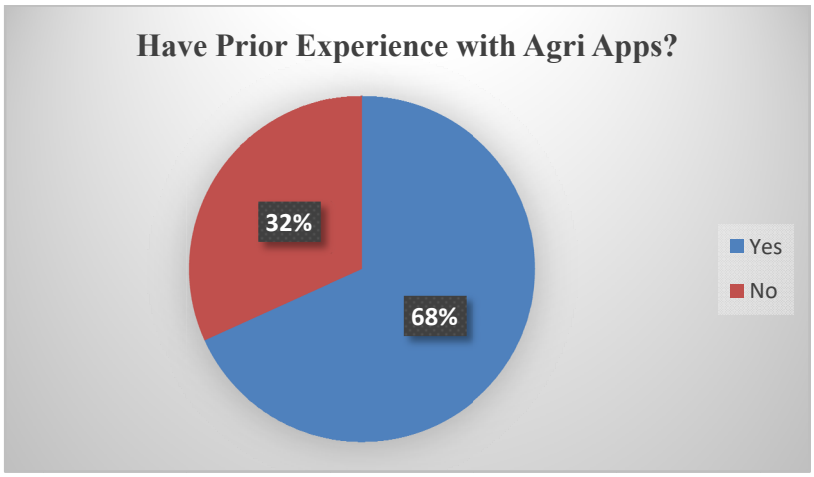

Figure – 5 Prior Experience of using Agriculture App

Figure – 6 Willingness to use the new App with useful features

Regional Differences in Farming

- The type of farming varies by district, suggesting that AI applications must be **customized to local crop patterns and environmental conditions**. Grain and cash cropping are distributed widely, while orchard and vegetable farming appear more localized.

- Data collected across various geographical location provided a normalized view of the type of framing

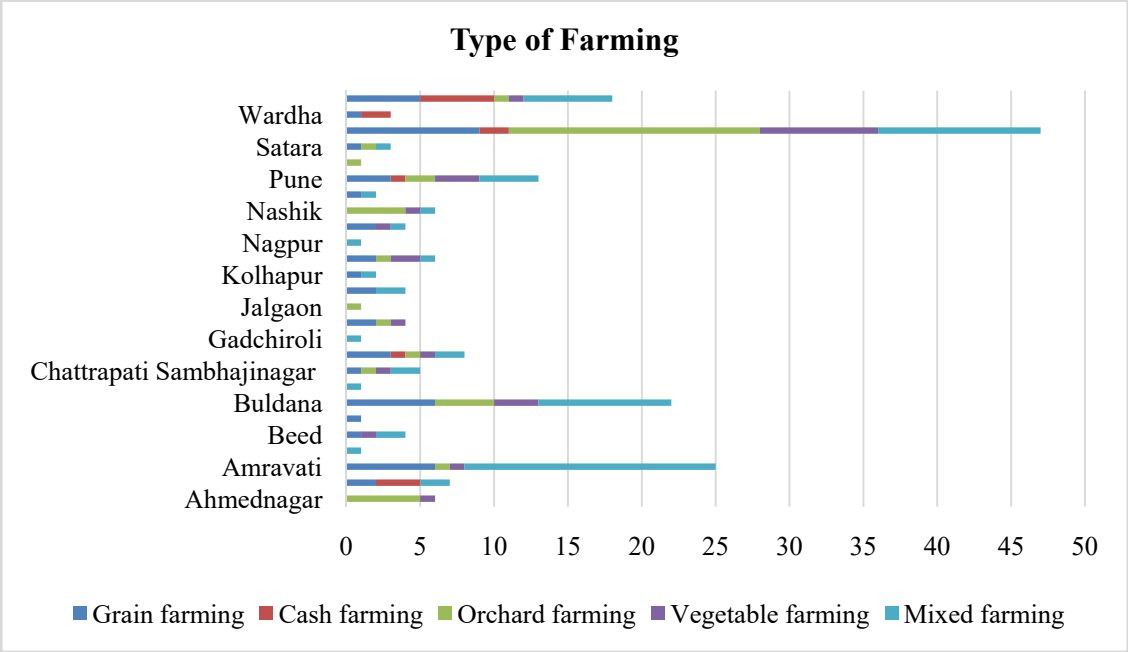

Figure – 7 Type of Farming across various geographic locations

Challenges Faced by Farmers

Key challenges reported include –

- **Lack of Support**: 14% lacked proper farming advice; 13% unaware of government schemes.
- **Input Costs**: Rising and unaffordable costs of pesticides (12%), fertilizers (11%), herbicides (9%), and fungicides (8%).
- **Market Volatility**: 16% cited uncertain prices as a major issue.
- **Technology Gaps**: 9% reported unavailability of modern machinery.

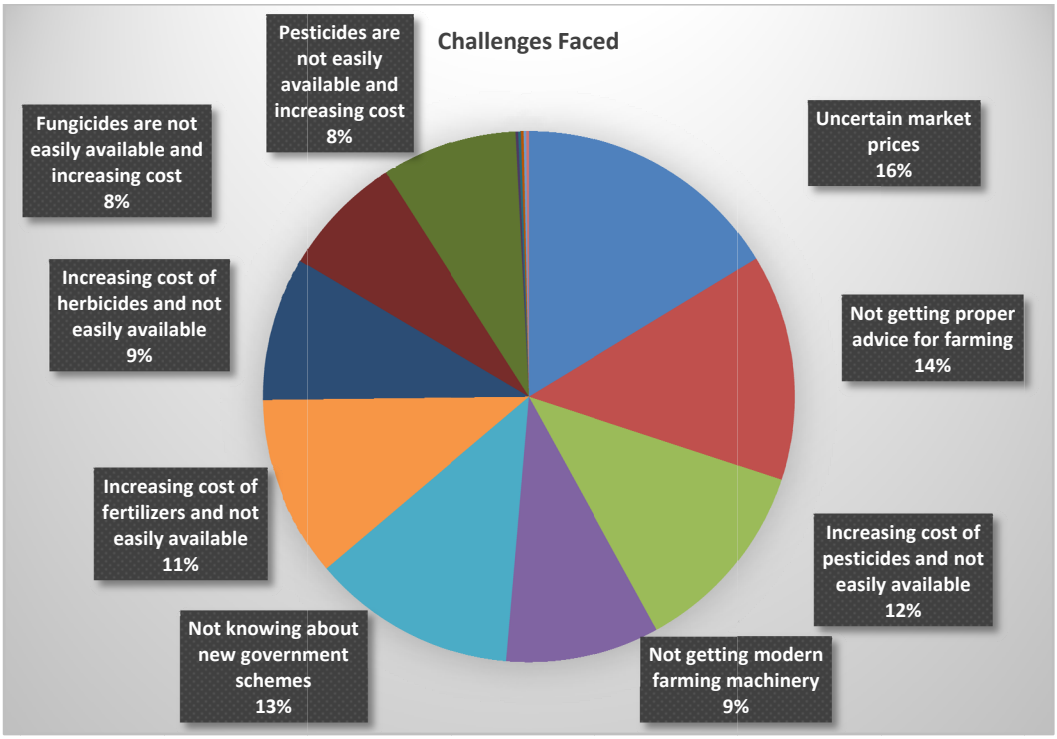

Figure – 8 Challenges faced by Farmers

Implication for AI Solutions

- AI tools must integrate pricing forecasts, subsidy information, and expert advisories.
- Need for local language support and offline functionality in apps.
- Training modules should be embedded within platforms to drive adoption.

Challenges in Implementation

- **Data Quality and Integration** – Disparate data sources and varying formats complicate the development of reliable AI models.
- **Infrastructure Limitations** – Inadequate internet access and hardware availability hinder the adoption of AI in remote areas.
- **Algorithmic Transparency** – Ensuring AI models are explainable and unbiased is crucial for accountability.
- **Policy Gaps** – Regulatory frameworks have yet to catch up with the rapid pace of technological advancement in agriculture.

Conclusion

AI is reshaping the agricultural landscape by providing intelligent tools for precision farming. From enhancing resource efficiency to enabling real-time decision-making, AI supports sustainable agriculture that can meet the food demands of the future. However, for AI to reach its full potential, ethical considerations, equitable access, and inclusive innovation must be prioritized. By fostering a collaborative and supportive ecosystem, stakeholders can ensure that AI technologies drive a resilient, productive, and sustainable future for agriculture.

References

1. Kushagra Sharma, Shiv Kumar Shivandu,Integrating artificial intelligence and Internet of Things (IoT) for enhanced crop monitoring and management in precision agriculture,Sensors International, Volume 5,2024,100292, ISSN 2666-3511,https://doi.org/10.1016/j.sintl.2024.100292
2. Alfred, R.; Obit, J.H.; Chin, C.P.-Y.; Haviluddin, H.; Lim, Y. Towards Paddy Rice Smart Farming: A Review on Big Data, MachineLearning, and Rice Production Tasks. IEEE Access **2021**, 9, 50358–50380. https://doi.org/10.1109/access.2021.3069449
3. McFadden, J.; Njuki, E.; Griffin, T. Precision Agriculture in the Digital Era: Recent Adoption on U.S. Farms. US Department ofAgriculture, Economic Research Service 248. 2023. Available online: https://www.ers.usda.gov
4. Monteiro, A.; Santos, S.; Gonçalves, P. Precision Agriculture for Crop and Livestock Farming—Brief Review. Animals **2021**,11, 2345. https://pubmed.ncbi.nlm.nih.gov/34438802/
5. Bhat, S.A.; Huang, N.-F. Big Data and AI Revolution in Precision Agriculture: Survey and Challenges. IEEE Access **2021**, 9,110209–110222.https://ieeexplore.ieee.org/document/9505674
6. Yazdinejad, A.; Zolfaghari, B.; Azmoodeh, A.; Dehghantanha, A.; Karimipour, H.; Fraser, E.; Green, A.G.; Russell, C.; Duncan, E.A Review on Security of Smart Farming and Precision Agriculture: Security Aspects, Attacks, Threats and Countermeasures.Appl. Sci. **2021**, 11, 7518. https://www.mdpi.com/2076-3417/11/16/7518
7. Cravero, A.; Sepúlveda, S. Use and Adaptations of Machine Learning in Big Data—Applications in Real Cases in Agriculture.Electronics **2021**, 10, 552. https://www.mdpi.com/2079-9292/10/5/552
8. Filipe, J.; ´Smiałek, M.; Brodsky, A.; Hammoudi, S. (Eds.) Enterprise Information Systems: 21st International Conference, ICEIS2019, Heraklion, Crete, Greece, 3–5 May 2019, Revised Selected Papers. In Lecture Notes in Business Information Processing; SpringerInternational Publishing: Cham, Switzerland, 2020; Volume 378. https://doi.org/10.1007/978-3-030-40783-4
9. Liu, Y.; Ma, X.; Shu, L.; Hancke, G.P.; Abu-Mahfouz, A.M. From Industry 4.0 to Agriculture 4.0: Current Status, EnablingTechnologies, and Research Challenges. IEEE Trans. Ind. Inform. **2021**, 17, 4322–4334. https://doi.org/10.1109/tii.2020.3003910
10. Trivelli, L.; Apicella, A.; Chiarello, F.; Rana, R.; Fantoni, G.; Tarabella, A. From precision agriculture to Industry 4.0: Unveilingtechnological connections in the agrifood sector. Br. Food J. **2019**, 121, 1730–1743. https://doi.org/10.1108/bfj-11-2018-0747
11. Hedley, C. The role of precision agriculture for improved nutrient management on farms: Precision agriculture managing farmnutrients. J. Sci. Food Agric. **2015**, 95, 12–19. https://doi.org/10.1002/jsfa.6734
12. Hundal, G.S.; Laux, C.M.; Buckmaster, D.; Sutton, M.J.; Langemeier, M. Exploring Barriers to the Adoption of Internet ofThings-Based Precision Agriculture Practices. Agriculture **2023**, 13, 163. mdpi.com/2077-0472/13/1/163
13. Javaid, M.; Haleem, A.; Singh, R.P.; Suman, R. Enhancing smart farming through the applications of Agriculture 4.0 technologies.Int. J. Intell. Netw. **2022**, 3, 150–164. https://doi.org/10.1016/j.ijin.2022.09.004
14. Shaikh, T.A.; Rasool, T.; Lone, F.R. Towards leveraging the role of machine learning and artificial intelligence in precisionagriculture and smart farming. Comput. Electron. Agric. **2022**, 198, 107119. https://doi.org/10.1016/j.compag.2022.107119
15. Gebresenbet, G.; Bosona, T.; Patterson, D.; Persson, H.; Fischer, B.; Mandaluniz, N.; Chirici, G.; Zacepins, A.; Komasilovs, V.;Pitulac, T.; et al. A concept for application of integrated digital technologies to enhance future smart agricultural systems. SmartAgric. Technol. **2023**, 5, 100255. https://doi.org/10.1016/j.atech.2023.100255

APPLICATIONS OF REMOTE SENSING FOR CLIMATE RESEARCH AND CONSERVATION STRATEGIES IN A CHANGING ENVIRONMENT

[1]Prachi Peshattiwar, [1]Niharika Gour[2] and Apurva D. Fuladi

[1]UG Student, Department of Geology, S.S.E.S A's Science College, Nagpur (440012), M.S., India.
[2]Assistant Professor, Department of Geology, S.S.E.S A's Science College, Nagpur (440012), M.S., India.
**Email: prachipeshattiwar4@gmail.com,*
niharikagour26@gmail.com, apurva.8july@rediffmail.com.

Abstract

In the face of a changing climate, conservation strategies must evolve to address shifting environmental conditions. Climate change threatens ecosystems and biodiversity, requiring adaptive and effective conservation strategies. Key approaches include ecosystem-based adaptation, nature-based solutions, and community-led conservation. These methods aim to restore ecosystems, enhance resilience and involve local participation. Adaptive methods, ecosystem-based planning and nature-driven solutions are becoming vital for sustaining biodiversity and ecosystem health. Remote sensing has emerged as a powerful tool in climate research, offering comprehensive and timely data on factors such as land use changes, vegetation dynamics, sea-level fluctuations and atmospheric variations. This technology supports informed decision-making, enabling scientists and conservationists to monitor climate impacts and implement effective, data-driven responses for long-term ecological resilience.

Keywords: Conservation approaches, Climate change, ecosystems, Biodiversity Conservation and Remote Sensing.

Introduction

Climate change is one of the biggest challenges facing our planet today. It is affecting weather patterns, melting glaciers, and threatening the survival of many species. To protect nature and people from these impacts, we need smart and sustainable conservation approaches. These include protecting forests, restoring wetlands, involving communities, and planning for the future using scientific knowledge. Climate change, alongside other human stressors, is rapidly altering ecosystems through rising temperatures, shifting precipitation, CO_2 levels and extreme events. Turner et al. (2020) highlight abrupt, often irreversible ecological changes triggered by climate extremes. Bardgett and Caruso (1992) emphasize soil microbial traits in ecosystem resilience, while Iglesias and Whitlock (2015) show fire-driven shifts in forest composition influenced by local conditions and history. Molotoks, et al. (2018) warn of biodiversity and carbon loss from climate-driven land use change. Harrison predicts warming will reduce plant diversity, especially in water and temperature limited areas, and calls for broader experimental research to understand long-term ecological impacts(Malhi, et al., 2020).

So in modern times where we have privilege of access to Remote sensing it has become an essential tool in addressing climate change and biodiversity loss. It uses satellites and sensors to collect data from the Earth's surface. By collecting data from satellites and aircraft, it allows scientists to monitor shifts in vegetation, land use and key climate variables such as temperature and precipitation. This information is vital for detecting climate patterns, assessing ecosystem responses and improving climate models. By combining modern technology like remote sensing with strong

conservation strategies, we can find better ways to protect the environment and fight the effects of climate change.

In conservation, remote sensing enables large-scale mapping and real-time monitoring of ecosystems. It helps identify biodiversity hotspots, track habitat changes, and detect threats like deforestation, land degradation, or illegal activities. This timely, accurate data supports informed decision-making in conservation planning, natural resource management, and policy development.

The objective of this article is to explore how remote sensing enhances conservation efforts and deepens our understanding of climate change impacts. By offering detailed insights into ecosystem health, land use dynamics and environmental trends, remote sensing empowers scientists, conservationists, and policymakers to implement more effective and responsive strategies. It bridges the gap between observation and action, making it a critical component in modern climate and conservation science(Yang, et al., 2013).

To examine and integrate advanced conservation strategies such as ecosystem-based adaptation, rewilding and policy-driven governance with enhanced remote sensing technologies for effective monitoring, planning, and mitigation of climate change impacts. This study aims to highlight nature-based, community-driven and data-supported solutions that strengthen ecosystem resilience and inform sustainable climate action, as evidenced by recent research and technological applications.

Impacts of Climate Change on Ecosystems

Climate change poses a significant threat to ecosystems worldwide, disrupting natural processes and the services they provide. These ecosystem services such as clean water, food production and climate regulation are foundational to human wellbeing and support major sectors of the economy. In the United States alone, climate change has already begun to affect livelihoods, particularly for those in agriculture, fisheries, tourism and rural industries.

Rising temperatures, ocean acidification, and extreme weather events are leading to major ecological disruptions. For example, warming oceans threaten the shellfish industry by affecting species survival, while shifting fish ranges force fishers to travel farther, increasing costs. In forestry, bark beetle outbreaks exacerbated by warmer winters are decimating trees in the western U.S., impacting timber industries and forest health.

Agricultural systems are increasingly vulnerable to heatwaves, droughts, erratic rainfall, and expanding pest ranges, all of which threaten crop yields and food supply chains. Tourism is also at risk, with harmful algal blooms costing the U.S. nearly $1 billion annually, and coral reef degradation projected to result in $140 billion in lost recreation revenue by 2100.

Ecosystem changes disproportionately affect Indigenous and rural communities, many of whom rely directly on natural resources. Disruptions to traditional hunting, fishing, and farming practices threaten cultural heritage and economic stability.

Addressing these challenges requires multifaceted conservation strategies. Habitat restoration and ecological connectivity can support species migration and resilience. Managing climate-resilient species and involving local communities in adaptation efforts are also critical. Furthermore, reducing greenhouse gas emissions remains essential to mitigate the most severe impacts.

Remote sensing technology plays a key role in this effort, providing valuable data on ecosystem changes, aiding conservation planning, and informing policy decisions. In an era of rapid environmental change, proactive and science-based approaches are vital to protect ecosystems and the communities that depend on them.

Conservation Approaches in Changing Climate

1. **Traditional vs. modern approaches:** As climate change accelerates, conservation strategies have evolved from static preservation to adaptive management. Traditional conservation focused on maintaining ecosystems in their original state through protected areas and strict regulations. While this approach aimed to prevent habitat loss and preserve biodiversity, it often overlooked the dynamic nature of ecosystems.

   Modern conservation embraces adaptation, resilience, and regeneration. It recognizes that ecosystems must adjust to shifting temperatures, precipitation patterns, and rising sea levels. Strategies include restoring habitats, promoting climate-resilient crops, and managing water resources. Rather than restricting change, these approaches support ecosystems in recovering from disturbances and maintaining function.

   Adaptation is especially urgent as extreme weather and climate impacts intensify. However, challenges such as limited funding, institutional barriers, and knowledge gaps persist, especially in developing countries. Despite this, many of these nations are leading innovative adaptation efforts, supported by global frameworks like the Global Goal on Adaptation and National Adaptation Plans.

2. **Adaptive management techniques in conservation:** Conservation strategies are increasingly shifting towards adaptive management, a dynamic approach that embraces flexibility and continuous learning. Unlike traditional methods, which often relied on static plans, adaptive management allows for the monitoring of outcomes and the adjustment of actions in response to observed changes. This is especially important in the face of climate change, where ecosystems are subject to unpredictable shifts.

   Examples include modifying habitat restoration techniques based on effectiveness, adjusting species management policies like hunting regulations in response to population data, and developing climate-adaptive strategies that respond to real-time environmental changes. Structured decision-making plays a key role, offering a systematic framework for identifying conservation issues, evaluating actions, and integrating climate risk and uncertainty.

   This approach acknowledges the complexity and unpredictability of ecological systems, especially under climate stress. By incorporating long- and short-term climate risks, adaptive management enables conservationists to respond swiftly and strategically, improving the resilience and sustainability of ecosystems (Rhodes, et al., 2022).

3. **Ecosystem-based approaches:** Integrated coastal zone management (ICZM) and marine spatial planning (MSP) are key ecosystem-based approaches designed to protect and sustain coastal and marine environments. ICZM takes a holistic view of coastal areas, managing the interface between land and sea to balance human activities with the protection of coastal ecosystems. MSP, on the other hand, uses spatial planning tools to allocate marine space effectively, ensuring that biodiversity is safeguarded while human uses such as fishing, tourism and shipping are sustainably managed.

   Promoting ecosystem resilience is at the core of these strategies. Maintaining ecological integrity involves preserving the natural structure and functioning of ecosystems, which enhances their ability to absorb disturbances without losing essential functions. Recognizing the inherent complexity and unpredictability of ecosystems, managing uncertainty is vital. This includes ongoing monitoring of ecosystem health and adjusting strategies as necessary.

   Effective conservation also depends on strong interagency and stakeholder cooperation. Engaging governments, communities, and the private sector fosters shared responsibility and coordinated

action. Adaptive management underpins these efforts by allowing for the implementation of flexible strategies, assessing outcomes, and modifying approaches based on results. Together, these methods support the resilience of ecosystems, enhance ecosystem services and strengthen society's ability to cope with climate change and other environmental pressures.

Rebuild degraded ecosystems to improve resilience and carbon storage. Example: China's Loess Plateau reforestation.

4. **Nature-based Solutions (Nbs):** Use natural processes and ecosystems to address societal challenges like climate change, disaster risk and biodiversity loss while providing simultaneous benefits to both people and the environment. These solutions harness ecosystem services to deliver outcomes such as carbon sequestration, improved water quality, and habitat restoration.

   Use ecosystems (forests, wetlands, mangroves) to absorb carbon, reduce disasters and support biodiversity. Example: Restoring mangroves to protect coastlines.

   Key examples of NBS include:

   Reforestation: Restoring forests on degraded lands to absorb carbon, combat desertification, and improve air quality.

   - **Wetland Restoration:** Reviving marshes, swamps, and mangroves to boost water filtration, prevent floods, and store carbon.
   - **Green Infrastructure:** Incorporating green spaces such as urban forests, green roofs, and parks into urban planning to reduce heat, enhance biodiversity, and improve air quality.
   - **Coastal Ecosystem Reforestation:** Planting mangroves along shorelines to guard against storm surges and provide marine habitats.
   - **Sustainable Agriculture:** Using practices like crop rotation and agroforestry to support soil health and reduce chemical usage.
   - **Ecosystem-Based Disaster Risk Reduction:** Utilizing ecosystems like coral reefs and mangroves as natural barriers against storms.
   - **Water Management:** Applying techniques such as rainwater harvesting to improve water availability and sustainability.

   NBS are adaptable, cost-effective and promote long-term resilience by restoring natural capital, conserving biodiversity and enhancing human well-being.

5. **Community-Based Conservation:** Engage local communities in managing resources sustainably. e.g. Periyar Tiger Reserve involves local people in forest protection. Aim to protect 30% of land and oceans by 2030 to preserve biodiversity and carbon sinks.
6. **Policy and Governance:** Adopt integrated policies linking climate action with biodiversity conservation. Frameworks: Paris Agreement, Global Biodiversity Framework.

The Role of Remote Sensing in Climate Research

Remote sensing is the process of gathering information about Earth's surface without making physical contact, using sensors mounted on satellites, aircraft or drones. It has become a vital tool in climate research, offering large-scale, real-time data critical for monitoring environmental changes over time. The ability to observe and record vast regions repeatedly makes remote sensing uniquely suited for tracking the complex dynamics of the Earth's climate.

There are three main types of remote sensing: satellite-based, aerial (aircraft-based) and drone-based. Satellite remote sensing provides global coverage and long-term datasets, making it indispensable for studying climate patterns and trends. Aerial remote sensing delivers high-resolution imagery, ideal for localized analysis. Drones offer flexibility and accessibility, particularly in remote or challenging environments, allowing for close-range monitoring of specific ecosystems or features.

Remote sensing significantly contributes to understanding climate change by providing critical data in various areas. It detects land use and land cover changes, such as urbanization, deforestation, and agriculture expansion, all of which affect the global carbon balance. Vegetation health can be assessed using indices like the Normalized Difference Vegetation Index (NDVI), which indicates plant vitality and stress due to drought or temperature extremes. Remote sensing also tracks sea-level rise by observing coastal erosion, melting glaciers, and ice sheet dynamics. Furthermore, it measures trends in surface temperature and precipitation, enabling accurate climate modeling and forecasting.

Overall, remote sensing equips scientists and policymakers with the insights needed to understand climate change, develop mitigation strategies and implement effective environmental management practices.

Also Utilize satellite imagery (e.g., Landsat, Sentinel) to track deforestation, land use transformation, and habitat degradation over time. Observe the effects of climate change on glaciers, vegetation health, and rising sea levels, aiding in mitigation and adaptation strategies. Map and analyze areas vulnerable to floods, droughts, and wildfires, enhancing early warning systems and disaster preparedness. Estimate carbon sequestration in forests and natural ecosystems to support initiatives like REDD+ and track progress toward emission reduction targets.

The Role of Remote Sensing in Conservation

Remote sensing plays a transformative role in modern conservation by providing accurate, timely, and large-scale environmental data. Its ability to monitor vast and often inaccessible areas makes it an essential tool for understanding and protecting the planet's ecosystems. Through satellite, aerial and drone-based technologies, conservationists can track environmental changes and respond proactively to emerging threats.

One of the primary applications of remote sensing in conservation is ecosystem monitoring. Using satellite imagery and spectral analysis, scientists can observe forests, wetlands, grasslands, and other habitats in near real-time. This helps detect deforestation, desertification, and habitat fragmentation, enabling timely interventions. For example, remote sensing can highlight areas experiencing illegal logging or degradation due to overgrazing, allowing authorities to act before irreversible damage occurs.

Remote sensing also plays a critical role in disaster prediction and response. By detecting environmental anomalies such as soil moisture deficits, temperature spikes, or vegetation stress, it provides early warnings for floods, droughts, and wildfires. This early detection capacity is vital in minimizing loss of biodiversity and damage to natural resources. During disasters, remote sensing helps assess the extent of impact, guiding recovery and restoration efforts efficiently.

Additionally, the data collected through remote sensing feeds into climate models and long-term conservation planning. High-resolution imagery and environmental data contribute to scenario-based forecasting, allowing conservationists to anticipate changes in species distribution, habitat suitability, and ecosystem dynamics under various climate scenarios. This predictive power supports the development of adaptive and resilient conservation strategies.

In conclusion, remote sensing enhances conservation by offering real-time insights, supporting disaster preparedness, and informing future strategies through data-driven modeling. Its integration

into conservation science represents a powerful advancement, enabling more informed, responsive, and effective efforts to safeguard biodiversity and ecosystem health in a changing world.

Uses ecosystems (e.g. forests, wetlands) to reduce climate risks. Its Benefits are Enhanced biodiversity, cost-effectiveness and support for livelihoods. Reintroduces native species and restores natural processes. Goals are to revive ecosystem functions, increase biodiversity and boost climate resilience. Coordinates conservation, climate and development policies.

Results are efficient resource use, better environmental outcomes.

Integration of Remote Sensing with Conservation Planning

Integrating remote sensing into conservation planning revolutionizes how decisions are made, offering a data-driven foundation for more effective and resilient strategies. Remote sensing provides comprehensive, up-to-date environmental data that enhances the accuracy and efficiency of conservation efforts. By monitoring land cover changes, vegetation health, and climate variables, it enables scientists and policymakers to make informed choices that adapt to evolving ecological conditions.

Data-driven decision-making allows conservation planners to identify priority areas for protection, restoration, or intervention. For instance, remote sensing can highlight biodiversity hotspots at risk due to deforestation or climate change, enabling targeted conservation actions. It also supports adaptive management by allowing for real-time monitoring and adjustment of strategies based on observed outcomes.

A notable example is the use of satellite imagery in the Amazon rainforest to monitor illegal deforestation. Programs like Brazil's DETER (Real-Time Deforestation Detection System) use remote sensing to detect forest loss, allowing rapid response by enforcement agencies. Similarly, in Africa's Serengeti ecosystem, remote sensing has been used to track wildlife migrations and vegetation dynamics, supporting more effective land-use planning and species conservation.

Another example is the use of remote sensing in coastal mangrove conservation in Southeast Asia, where satellite data helps monitor habitat changes and plan restoration efforts in response to sea-level rise. These projects demonstrate how integrating remote sensing with conservation planning fosters climate resilience, enabling proactive responses to environmental challenges.

In summary, the fusion of remote sensing and conservation planning empowers stakeholders to make timely, evidence-based decisions that support biodiversity, ecosystem resilience, and long-term sustainability.

Tracks ocean height using satellite altimetry for flood and coastal planning. Uses NDVI to detect plant stress and monitor seasonal growth changes. Applies microwave sensors to assess soil water levels and predict droughts. Measures greenhouse gases, temperature and humidity to improve climate models.

Challenges and Opportunities in Remote Sensing for Conservation

Remote sensing has revolutionized environmental monitoring and conservation planning, yet it faces several limitations alongside promising opportunities. One of the primary challenges lies in data accessibility. High-resolution satellite imagery is often costly or restricted, limiting its availability for researchers and conservationists in developing regions. Additionally, issues with spatial and temporal resolution may hinder detailed analysis, especially when monitoring rapidly changing ecosystems or small-scale phenomena. Interpretation of remote sensing data also requires specialized expertise and advanced tools, which can present technical barriers for local communities and smaller organizations.

Despite these challenges, the future of remote sensing in conservation is filled with opportunities. Advancements in artificial intelligence and machine learning are significantly improving the analysis of large datasets, enabling faster and more accurate interpretation of environmental changes. These technologies can automate processes like land cover classification and anomaly detection, enhancing conservation efforts with real-time insights.

Citizen science also holds great potential. With the increasing accessibility of drones and mobile GPS devices, local communities can contribute valuable on-ground data, bridging gaps in remote observations. This participatory approach not only enriches datasets but also fosters community engagement in conservation initiatives.

Moreover, global open-access satellite missions, such as NASA's Landsat and ESA's Sentinel programs, are expanding the availability of high-quality environmental data, supporting more equitable and informed decision-making.

In conclusion, while challenges in data access and interpretation persist, the integration of cutting-edge technologies and inclusive participation offers a promising path toward more effective, scalable, and resilient conservation strategies.

To effectively respond to climate change, a combined approach of conservation strategies and remote sensing technologies is essential. The key solutions are ecosystem restoration which includes reforest degraded lands, restore wetlands, and protect biodiversity to enhance carbon storage and ecosystem resilience. Use natural systems like forests, mangroves and grasslands to reduce climate impacts and support adaptation and integrate climate data and future projections into conservation actions to ensure long-term effectiveness. Community Participation involves local communities in conservation efforts to ensure sustainable management and greater impact. Remote sensing and monitoring utilizes satellite data to track environmental changes, assess climate risks and guide evidence-based decisions. Policy integration and governance develop and enforce policies that align conservation goals with climate adaptation and mitigation strategies. These solutions, when implemented together, can build climate-resilient ecosystems and support sustainable development.

Conclusion

As the impacts of climate change accelerate, the urgency for adaptive and forward-thinking conservation approaches becomes increasingly clear. Traditional conservation models that focused on preserving static ecosystems are no longer sufficient. Instead, modern conservation must embrace flexibility, resilience and responsiveness to environmental change. This shift demands strategies that can evolve with the climate, ecosystems, and the communities that depend on them.

Remote sensing has emerged as a vital tool in this transformation. By offering comprehensive, real-time data on land use, vegetation health, sea-level rise, and climate patterns, remote sensing equips scientists and policymakers with the insights needed to make informed, data-driven decisions. From monitoring ecosystem changes to predicting natural disasters and enhancing climate models, remote sensing provides the foundation for proactive conservation efforts. Its integration with adaptive management and structured decision-making ensures that conservation strategies are not only reactive but also anticipatory, targeting both current challenges and future risks.

Furthermore, the ongoing advancement of technologies such as artificial intelligence, machine learning, and citizen science opens new doors for innovation and inclusivity in conservation. These tools enable broader participation and more refined analysis, empowering communities and organizations worldwide to take part in protecting biodiversity and ecosystem services.

Combining advanced conservation strategies with remote sensing technologies offers an effective path to address climate change. Nature-based solutions, ecosystem restoration, and community-driven

efforts enhance resilience and biodiversity. Meanwhile, remote sensing provides critical data for monitoring environmental changes, improving planning, and guiding policy. Together, these approaches support sustainable development and climate adaptation.

In summary, addressing the climate crisis requires a strong synergy between technological tools and science-based conservation strategies. Remote sensing stands at the core of this approach, bridging data with action. Looking ahead, the continued evolution and integration of technology in environmental planning promises a more sustainable and resilient future, one where nature and humanity can thrive together in balance, even amid unprecedented climate challenges.

Reference

1. Malhi, Y., Franklin, J., Seddon, N., Solan M., Turner, M.G., Field, C.B., Knowlton, N. (2020). Climate change and ecosystems: threats, opportunities and solutions, Phil. Trans. R. Soc., B 375: 20190104, http://dx.doi.org/10.1098/rstb.2019.0104
2. Yang, J., Gong, P., Fu, R., Zhang, M., Chen, J., Liang, S., Xu, B., Shi J., and Dickinson, R., (2013). The role of satellite remote sensing in climate change studies, Use of remote sensing in climate change adaptation, Nature Climate change, vol. 13. https://climate-adapt.eea.europa.eu/en/metadata/adaptation-options/use-of-remote-sensing-in-climate-change-adaptation
3. Climate action- Biodiversity-our strongest natural defense against climate changehttps://www.un.org/en/climatechange/science/climate-issues/biodiversity
4. Climate change impacts- Climate Change Impacts on Ecosystems Overview https://www.epa.gov/climateimpacts/climate-change-impacts-ecosystems
5. Climate promise what is climate change adaptation and why is it crucial? https://climatepromise.undp.org/news-and-stories/what-climate-change-adaptation-and-why-it-crucial#:~:text=Such%20measures%20include%20planting%20crop,like%20floods%20and%20heat%20waves
6. Rhodes, J.R., Armsworth, P.R., Gwenllian Iacona, Payal Shah, Ascelin Gordon, Kerrie A. Wilson, Rebecca K. Runting and Brett A. (2022). Flexible conservation decisions for climate adaptation, v. 5(6), pp. 622-634. https://www.sciencedirect.com/science/article/pii/S2590332222002652
7. UN environment program- Ecosystem management. https://www.unep.org/topics/nature-action/conservation-restoration-and-sustainable-use/ecosystem-management
8. Climate adapt- Ecosystem-based approaches. https://climate-adapt.eea.europa.eu/en/eu-adaptation-policy/sector-policies/ecosystem#:~:text=Ecosystem%2Dbased%20approaches%20focus%20on%20ecosystem%20restoration%20and,society%20against%20negative%20impacts%20of%20climate%20change.&text=Common%20to%20these%20concepts%20is%20that%20they,prevention%20of%20soil%20erosion%2C%20floods%20and%20droughts
9. McVittie, A., Cole, L., Wreford, A., Sgobbi, A. And Yordid, B. (2018). Ecosystem-based solutions for disaster risk reduction: Lessons from European applications of ecosystem-based adaptation measures, International Journal of Disaster Risk Reduction, pp. 42-54 (v. 32). .https://www.sciencedirect.com/science/article/abs/pii/S2212420917302741#:~:text=Conclusion,
10. Human rights-based approach in IUCN's Global Standard for Nature-based Solutions (2024), the 55th session of the UN Human Rights Council in Geneva. https://iucn.org/our-work/nature-based-solutions#:~:text=About%20Nature%2Dbased%20Solutions,indicators%2C%20supported%20by%20guiding%20questions
11. What You Need to Know About Nature-Based Solutions to Climate Change(2022) https://www.worldbank.org/en/news/feature/2022/05/19/what-you-need-to-know-about-nature-based-solutions-to-oclimate-change#:~:text=Nature%2Dbased%20solutions%20are%20actions,and%20other%20plants%20supporting%20biodiversity

12. What are nature-based solutions to climate change?(2022). https://www.lse.ac.uk/granthaminstitute/explainers/what-are-nature-based-solutions-to-climate-change/#:~:text=Nature%2Dbased%20solutions%20include:%20avoiding,singular%20species;%20improving%20management%20practices
13. wikipedia- Nature-based solutions. https://en.m.wikipedia.org/wiki/Nature-based_solutions
14. REPSOL- All about reforestation Our forests: The allies of decarbonization. https://www.repsol.com/en/energy-and-the-future/future-of-the-world/reforestation/index.cshtml#:~:text=Reforestation%20consists%20in%20recovering%20forested%20areas%20destroyed,deterioration%20of%20the%20earth:%20desertification%20and%20deforestation
15. 5 Ways Wetland Restoration are Crucial to Climate Change Mitigation (2023). https://tracextech.com/5-ways-to-wetland-restoration/#:~:text=Wetland%20restoration%20for%20climate%20change%20mitigation%20involves,against%20the%20impacts%20of%20a%20changing%20climate
16. Clawson, G., (2024). Nature-Based Solutions that Help Address Climate Change. https://onetreeplanted.org/blogs/stories/nature-based-solutions
17. What You Need to Know About Nature-Based Solutions to Climate Change. https://www.worldbank.org/en/news/feature/2022/05/19/what-you-need-to-know-about-nature-based-solutions-to-climate-change#:~:text=Nature%2Dbased%20solutions%20are%20actions,and%20other%20plants%20supporting%20biodiversity
18. Brears, R.C. (2024). Nature-Based Solutions in Agriculture: Boosting Sustainability and Biodiversity, https://medium.com/mark-and-focus/nature-based-solutions-in-agriculture-boosting-sustainability-and-biodiversity-523a2f335198#:~:text=Buffer%20strips%20and%20riparian%20zones,quality%20and%20protect%20aquatic%20ecosystems
19. What You Need to Know About Nature-Based Solutions to Climate Change. https://www.worldbank.org/en/news/feature/2022/05/19/what-you-need-to-know-about-nature-based-solutions-to-climate-change#:~:text=Nature%2Dbased%20solutions%20are%20actions,and%20other%20plants%20supporting%20biodiversity
20. USGS- What is remote sensing and what is it used for? https://www.usgs.gov/faqs/what-remote-sensing-and-what-it-used#:~:text=Remote%20sensing%20is%20the%20process,temperature%20changes%20in%20the%20oceans
21. Zhao, S., Liu, M.B., Tao, M.C., Zhou, W.A., Xiaoyan, L.D., Xiong, Y., Li, F., Wang, Q., (2023). The role of satellite remote sensing in mitigating and adapting to global climate change, v. 904, https://www.sciencedirect.com/science/article/abs/pii/S0048969723054451#:~:text=Satellite%20remote%20sensing%20(SRS)%20technology,adapt%20to%20global%20climate%20change
23. Remote Sensing: Painting A Picture of Earth from Above (2025). https://eos.com/blog/remote-sensing/
24. Applications of Remote Sensing in Environmental Monitoring Remote Sensing Remote Sensing and Digital Image Processing (DIP) / By Guljar2456 / April 10, (2025) https://geographicbook.com/10-applications-of-remote-sensing/
25. Meshram, C.K., Mishra, U. And Omar, P.D. (2025). Integration of remote sensing data and GIS technologies in river management system. https://link.springer.com/article/10.1007/s44288-024-00080-8#:~:text=Remote%20sensing%20also%20monitors%20ecosystems,for%20scientific%20research%20and%20policymaking
26. WIKIPEDIA - machine learning https://en.wikipedia.org/wiki/Machine_learnin.
27. https://toxigon.com/climate-change-and-wildlife-conservationstrategies?utm_source=chatgpt.com
28. https://en.m.wikipedia.org/wiki/Nature-based_solutions?utm_source=chatgpt.com

29. https://www.drishticuet.com/blog/detail/innovative-conservation-strategies-for-preserving-tropical-regions?utm_source=chatgpt.com
30. https://www.unep.org/gan/node/415?utm_source=chatgpt.com
31. https://www.spatialpost.com/applications-of-remote-sensing-in-climate change/?utm_source=chatgpt.com
32. https://www.mdpi.com/2072-4292/15/3/747?utm_source=chatgpt.com
33. https://arxiv.org/abs/2311.15979?utm_source=chatgpt.com

THE EVOLUTION, STATUS AND FUTURE OF MILLETS IN INDIA

Kili V Awomi[1], Lanunola Tzudir[2], Rinu Sakhong[3] and Kehokhunu[4]

Department of Agronomy, School of Agricultural Sciences, Nagaland University, Medziphema-797106, Nagaland
[1,3&4] Ph.D Scholar, [2] Assistant professor, Department of Agronomy,
Kili V Awomi, Ph.D Scholar, Email: kilivawomi00@gmail.com

Introduction

Millets, among the earliest cultivated crops, have been a vital food and fodder source for thousands of years. The term "millet" originates from the French word "mile," meaning "thousand," symbolizing the numerous grains found in a small quantity (Singh et al., 2023). These grains belong to the Poaceae family and are categorized into major millets, such as sorghum and pearl millet, and minor millets, including finger millet, kodo millet, barnyard millet, proso millet, small millet, and foxtail millet. Traditionally consumed in India, Africa, and China, millets have gradually been replaced by staple cereals like wheat and rice. However, their resilience in arid and nutrient-deficient soils makes them indispensable for food security (Rana & Bhandari, 2023).

The mid-20th century Green Revolution led to a decline in millet cultivation due to policy shifts favoring wheat and rice. However, with initiatives like India's National Year of Millets (2018) and the International Year of Millets (2023), these ancient grains are regaining prominence in both domestic and global markets (Ramadas et al., 2023).

Table 1: Common names, vernacular names and centre of origin of different millets

Species	Common name	Vernacular names	Region of origin
Sorghum bicolour (L.) Moench	Sorghum	Juar (Bengali, Gujarati, Hindi) Jola (Kannada) Cholam (Malayalam, Tamil) Jwari (Marathi) Janha (Oriya) Jonnalu (Telugu)	African Savannahs
Pennisetum glaucum (L.) Morrone	Pearl millet	Bajra (Hindi) Baajri (Marathi) Sajje (Kannada) Kambu (Tamil) Saujalu (Telugu)	West African Savannah
Eleusine coracana (L.) Gaertn.	Finger millet	Mandua/ madua (Hindi) Nachni (Marathi) Ragi (Kannada) Ragulu, Chodi (Telugu) Keppai (Tamil) Marwa (Bengali) Nagli (Gujrati)	East African highlands

Species	Common name	Vernacular names	Region of origin
		Mandiya (Oria) Mandhuka (Punjabi)	
Echinochloa esculenta (A. Braun)	Barnyard millet	Jhangora/ Shama (Hindi) Shamul (Marathi) Oodalu (Kannada) Kavadapullu(Malayalam) Kuthiravalli (Tamil) Udalu (Telugu) Kira (Oriya)	Japan
Paspalum scrobiculatum L.	Kodo millet	Kodra (Hindi) Harik (Marathi) Harka (Kannada) Koovaragu (Malayalam) Varagu (Tamil) Arikelu (Telugu) Kodua (Oriya)	India
Setaria italica (L.) P. Beauvois	Foxtail millet	Kangni (Hindi) Rala (Marathi) Kang (Gujrati) Navane (Kannada) Kangu (Odia)	China
Panicum miliaceum L.	Proso millet	Barri (Hindi) Vari (Marathi) cheena (Bangali, Punjabi) china, bachuri, bagmu (Odia), baragu (Kannada) Cheno (Gujarati) Pani varagu (Tamil) Dudhe (Nepali)	China
Panicum sumatrense (Roth. ex Roem. & Schult.)	Little millet	Kutki(Hindi) Sava (Marathi) Sama (Bengali) Samai(Tamil) Gajro (Gujrati) Samalu (Telugu) Suan (Oriya) Samme (Kannada) Chama (Malayalam)	India, especially peninsula

(Source: Bhat *et al.,* 2018)

Historical Perspective

Ancient India

Millets were introduced to India through trade, with evidence of proso and foxtail millet cultivation dating back to 3000-2000 BCE in the Kashmir Valley. Archaeological findings indicate millet presence in Harappan sites like Shikarpur (2500-2200 BCE) and Punjab (1900-1400 BCE). South India's Sangam period (300 BCE - 300 CE) and literary references in Kalidasa's Abhijnana Shakuntalam (4th-5th century CE) underscore their significance. African millets, particularly pearl and finger millet, entered India around 2300 BCE, coinciding with climatic shifts that favored their expansion (Bhat et al., 2018).

Medieval India

During the Vijayanagara Empire (14th-16th century CE), millet consumption was widespread. Kannada poet Purandara Dasa's works and Telugu poet Srinatha's descriptions highlight the staple nature of millets. The Ain-i-Akbari (16th century) records millet cultivation in various regions, while Emperor Jahangir's autobiography mentions a pearl millet-based dish called "laziza" (Abul Fazl, 1590).

Colonial Period and Post-Green Revolution Decline

Colonial rulers focused on cash crops, leading to stagnation in millet production. The Green Revolution of the 1960s further marginalized millets due to the high-yielding rice and wheat varieties, increased irrigation, and subsidized procurement policies (Bhat et al., 2018). Factors such as urbanization, changing consumer preferences, and limited processing infrastructure contributed to millet's declining role in Indian agriculture (Sen et al., 2023).

Table 2: Reasons for decline in millets area and consumption in India

Demand side factors	Supply side factors
1. Rapid urbanization	1. Increasing marginalized cultivation
2. Changing consumer tastes and preferences due to rising per capita incomes	2. Low profitability-low remuneration for millets vis-à-vis competing crops
3. Government policies favouring other crops such as output price incentives and input subsidies	3. More remunerative crop alternatives in kharif competing with millets in question
4. Supply of PDS rice and wheat at cheaper price introduced in non-traditional areas of fine cereals	4. Decline in production and quality (as in kharif sorghum because of poor quality of grains due to blackening of grains, fetching low price to the farmers)
5. Poor social status and inconvenience in their preparation (especially sorghum)	5. Lack of incentives for millet production
6. Lower shelf-life of milled grain and flour of millets.	6. Development of better irrigation infrastructure / options as in small millets

(Source: Bhat *et al.,* 2018)

Current Trends in Area, Production and Productivity

Global millet production in 2023-24 remained at 32.1 million metric tonnes, the same as in 2022-23, but with a year-over-year decline of 4% (Singh et al., 2023). Over the past decade (2014-2023),

global millet production has shown a modest growth of 1%. India is the leading producer, contributing 38.19% of the world's millet output, followed by Niger, China, Nigeria, Mali, and Sudan.

India cultivates millets across 21 states, with Rajasthan, Maharashtra, Karnataka, Uttar Pradesh, Madhya Pradesh, Haryana, and Gujarat being the major producers. In 2022-23, India's millet production reached 17.32 million tonnes, covering 8.87 million hectares (Sreekala *et al*., 2023). The country plays a crucial role in global millet supply, producing nearly all of the world's Barnyard millet (99.9%), Kodo millet (100%), and Small millet (100%), along with significant shares of Finger millet (53.3%) and Pearl millet (44.5%) (Singh *et al*., 2023).

Millet cultivation in India has fluctuated due to changing dietary habits, government policies, and climate conditions. While bajra remains the most widely grown millet, the cultivation area for jowar, ragi, and small millets has declined significantly over time. The most substantial reductions have been recorded in jowar (-14.45 million hectares), bajra (-5.05 million hectares), small millets (-4.28 million hectares), and ragi (-47%) (Sreekala *et al*., 2023). Despite increasing productivity, the shrinking area under millet cultivation is a growing concern. Policy measures such as financial incentives, the establishment of processing industries, and awareness campaigns can help revive millet farming.

The gradual decline in millet consumption, replaced by rice and wheat, underscores the need to promote millets for their nutritional and economic benefits. Strengthening millet cultivation through government support, farmer training, and market-driven incentives can ensure sustainability and food security (Sreekala *et al*., 2023).

Figure 2: Millet map of India (Source: Bhat *et al.,* 2018)

Table 3.Trends in area, production and productivity of millets in India

Period (TE)	Bajra	Jowar	Ragi	SmallMillets
Area ('000 ha)				
1968-69	12366	18403	2171	4729
1973-74	12508	16335	2371	4437
1983-84	11520	16469	2527	3641
1993-94	10183	12704	1973	1986
2003-04	9294	9475	1576	1234
2013-14	7962	2441	1167	745
2022-23	7316	3952	1155	448
CAGR(%)	-9.17	-27.41	-12.64	-34.21
Production('000tonnes)				
1968-69	4485	9692	1721	1733
1973-74	5589	7929	2068	1729
1983-84	6131	11578	2672	1514
1993-94	6173	10773	2570	889
2003-04	8371	7084	1885	533
2013-14	9423	2842	1829	439
2022-23	10604	4318	1766	370
CAGR(%)	15.10	-16.26	-1.83	-25.96
Productivity(t/ha)				
1968-69	0.36	0.53	0.79	0.37
1973-74	0.45	0.49	0.87	0.39
1983-84	0.53	0.70	1.06	0.42
1993-94	0.61	0.85	1.30	0.45
2003-04	0.90	0.75	1.20	0.43
2013-14	1.18	1.16	1.57	0.59
2022-23	1.45	1.09	1.53	0.83
CAGR(%)	26.72	15.36	12.38	12.54

(Source: Ramadas *et al.,* 2023)

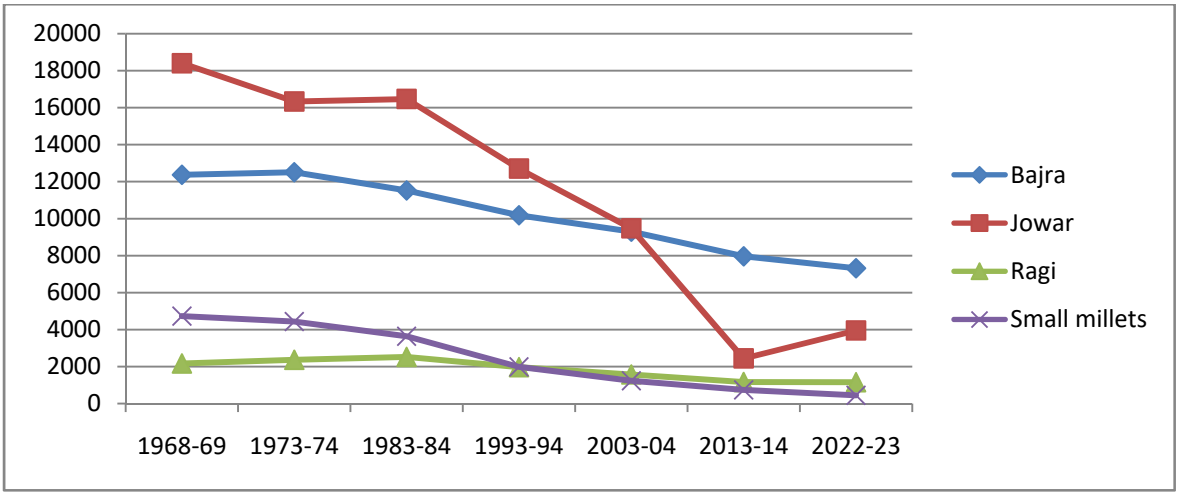

Figure 3: Trend in millets production

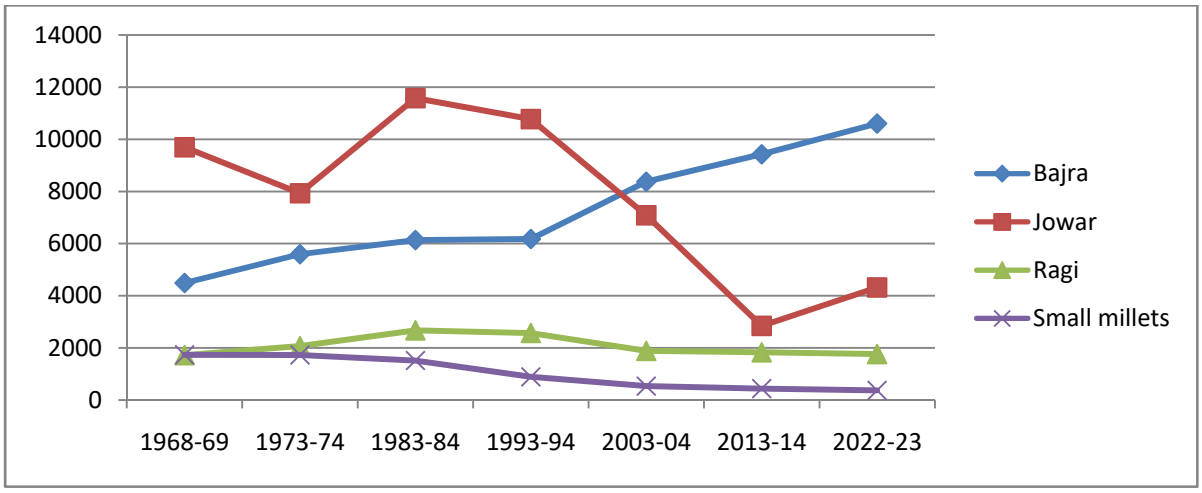

Figure4: Trends in millet producing areas

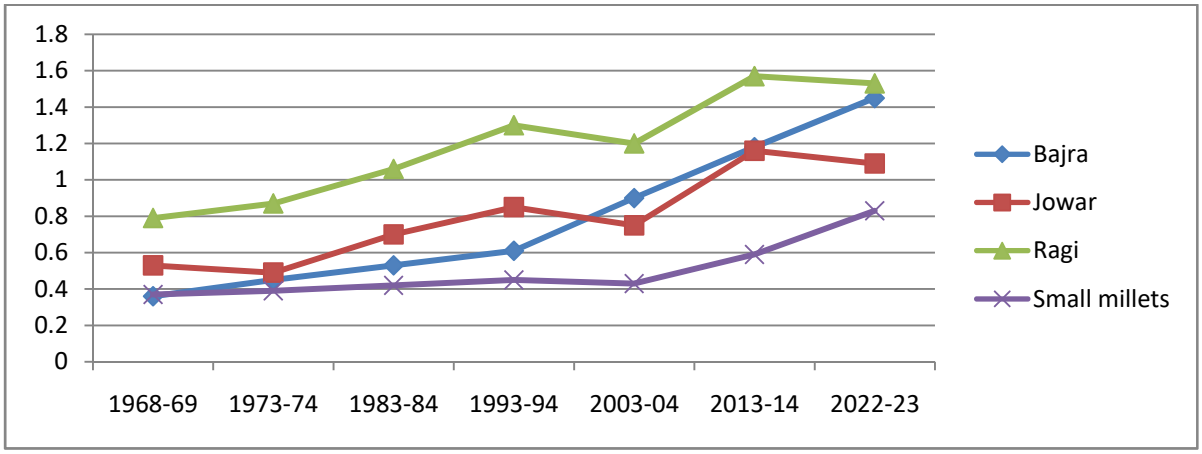

Figure 5: Trends in millet productivity

Table 4: State wise production of millets during 2023-2024

State/UT	Jowar	Bajra	Ragi	SmallMillets	TotalMillets (thousand tones)
AndhraPradesh	283.78	50.68	32.00	9.46	375.92
ArunachalPradesh	0.00	0.00	28.45	0.00	28.45
Assam	0.00	0.00	0.00	4.79	4.79
Bihar	0.98	2.68	2.36	1.16	7.18
Chhattisgarh	1.10	0.05	0.86	21.53	23.54
DadraandNagarHaveli	0.00	0.75	1.40	0.00	2.15
Delhi	3.00	4.65	0.00	0.00	7.65
Gujarat	46.12	1293.68	8.30	15.99	1364.09
Haryana	14.12	1199.85	0.00	0.00	1213.97
HimachalPradesh	0.00	0.26	0.98	1.10	2.34
JammuandKashmir	0.00	10.32	0.12	0.17	10.61
Jharkhand	0.76	0.14	12.72	0.00	13.62
Karnataka	681.68	177.40	1148.17	25.35	2032.60
Kerala	0.00	0.01	0.21	0.05	0.27
MadhyaPradesh	169.46	943.44	0.00	140.65	1253.55
Maharashtra	1312.25	467.93	91.03	27.37	1898.58
Meghalaya	0.00	0.00	0.00	2.83	2.83
Nagaland	0.30	2.21	0.37	11.12	14.00
Odisha	5.58	1.14	37.40	32.22	76.34
Puducherry	0.01	0.07	0.17	0.00	0.25
Punjab	0.00	0.41	0.00	0.00	0.41
Rajasthan	567.18	5105.02	0.00	1.41	5673.61
Sikkim	0.00	0.00	0.30	0.00	0.30
TamilNadu	292.81	113.38	206.50	17.52	630.21
Telangana	119.54	11.81	0.00	1.05	132.40
Tripura	0.00	0.00	0.00	1.04	1.04
UttarPradesh	315.41	2045.52	0.00	7.64	2368.57
Uttarakhand	0.00	0.00	114.23	61.54	175.77
WestBengal	0.09	0.03	5.78	0.28	6.18
All India	**3814.18**	**11431.42**	**1691.37**	**384.26**	**17321.23**

(Source: Ministry of agriculture and farmers welfare, 2023)

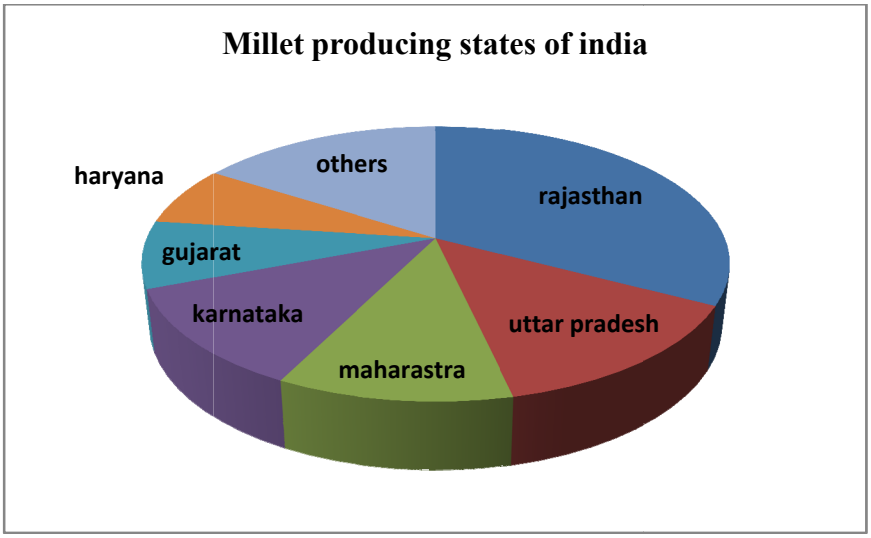

Figure 6: Major millet producing states in India

Table 5: Top10 destinations for millets export from India

Country	2022-23			%growthon the previous year	%sharein 2022-23
	Quantity (tonnes)	Value (₹Lakhs)	Value (US $ Million)		
UAE	34,017.21	10,800.39	13.33	28.49	17.76
SaudiArabia	24,518.69	8,313.96	10.39	68.38	13.67
Nepal	20,020.01	4,469.58	5.57	1.15	7.35
Bangladesh	12,629.45	2,994.36	3.69	70.65	4.92
Japan	6,588.15	2,695.49	3.37	23.3	4.43
USA	2,105.97	2,483.43	3.1	-24.16	4.08
Germany	2,009.52	2,295.80	2.88	19.87	3.78
Libya	6,811.77	2,197.12	2.71	111.01	3.61
Egypt	1,461.65	1,771.10	2.2	9.24	2.91
Oman	5,850.53	1,717.98	2.13	22.38	2.83
AllCountries	**1,69,049.25**	**60,811.23**	**75.43**	**29.56**	**100**

(Source*:*APEDA*,2023)*

Table 6: Increase in MSP of millets (₹/quintal)

Crops / Year	Ragi	Bajra	Jowar (Maldandi)	Jowar (hybrid)
2017-18	1900	1425	1725	1700
2018-19	2897	1950	2450	2430
2019-20	3150	2000	2570	2550
2020-21	3295	2150	2640	2620
2021-22	3377	2250	2758	2738
2022-23	3846	2500	3225	3180

(Source: Sen *et al*., 2023)

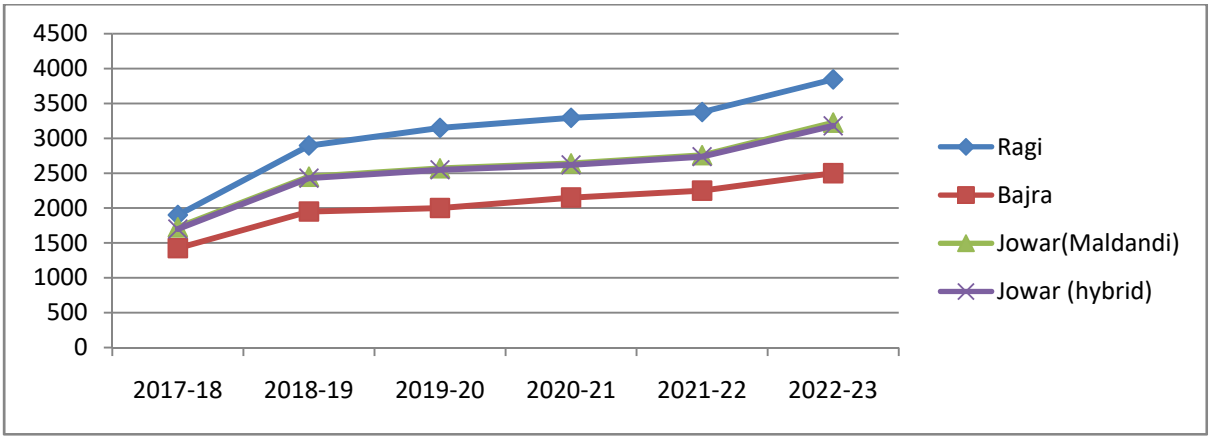

Figure 7: Steady increase in MSP of different millets from 2017-2023

Case Studies

Table 7: Case Studies

Research	Research findings
Chaudary *et al.*, 2023	A study was conducted which focused on the area, production and productivity of jowar, bajra, ragi and small millets and found that the largest producing states of the aforementioned millets are Uttarakhand, Maharashtra, Rajasthan and Karnataka. The study also showed the area under small millets, jowar, bajra and ragi has declined during 1950-2021 with CAGR of -3.60 %, -1.86 %, -1.27 % and -0.60%, respectively. The production of the small millets and jowar has declined with growth rates of -2.89% and -0.63 %, respectively. Production of bajra showed a growth rate 0.12 % per annum from 1950-51 to 2020-21 and ragi production increased with growth rate of 1.68%.
Patel *et al.*, 2023	The analysis of area and production showed that in a period of 1950-2020, area under cultivation reduced by 90% for small millets then for sorghum (71%). While, a rise in productivity was seen i.e., 105% to 315%. CAGR calculations showed that since 1970s there has been a decline in the area under millet ranging from 1% to 5% per annum. The results also revealed that the growth rate of area & production for small millets has shown negative trends while the yield has shown positive trend. In decadal analysis the highest negative growth was witnessed in the last decade i.e., 2010-2020.
Anbukkani, 2017	Consumption pattern of small millets and finger millet was examined by using NSSO unit level data. Assam and Bihar states reported to have the highest consumption of small millets found in all India and rural areas. Over the last five decades area under minor millet and finger millet have decreased drastically from 1955-56 to 2013-14. In case of minor millet almost eight-fold reduction in area, it decreased from 53.35 lakh ha in 1955-56 to 6.82 lakh ha in 2013-14. Further the production of minor millet recorded fourfold decreases during these periods. However the marginal increase in yield of minor millets was seen but this was very minimal as compared to other crops. Major reason for the reduction of area and production were the trade-off between rice and wheat with minor millet. Whereas finger millet, one fold decrease in area and there is not as much as decrease in production due to yield almost doubled in these period i.e. from 800 kg/ha to1661 in 2013-14.

Malathi *et al.,* 2016	The analysis of average area, production and yield indicated decline in area and increase in yield under all the millet crops from TE ending 1951-52 to TE ending 2011-12. The total area under millets reduced from 31966 thousand ha to 18376.17 thousand ha (42.51 %) and the decline in area was highest in case of small millets (82.36 %) which contributes more to the reduction in the area under total millets. Sorghum and finger millet recorded 12.89 % and 47.41 % increase in production with an increased yield of 147.97 % and 145.71 % respectively over the study period. Pearl millet production was increased highly by 247.48 %, which is largely attributed to the highest increase in yield (255.61 %) and minimal reduction in area under the crop (2.28 %) among the millet crops under study.

Prospects of Millets Production

Millets offer significant potential for cultivation in India due to their adaptability to diverse agro-climatic conditions and multiple benefits (Sreekala *et al*., 2023).

1. **Health Benefits:** Millets are highly nutritious, containing higher amounts of protein, dietary fiber, iron, and calcium than staple cereals like rice and wheat. They are rich in bioactive phytochemicals such as lignans, flavonoids, sterols, and phenolics, which contribute to various health benefits. These grains help in managing diabetes, cardiovascular diseases, hyperlipidemia, and even cancer. Their fiber-rich content supports digestion and prevents gallstone formation. Additionally, the phytate content in millets aids in reducing cholesterol and possesses anticancer properties (Rana and Bhandari, 2023).
2. **High Nutraceutical Value:** The increasing demand for nutrient-dense foods has led to a growing nutraceutical market. Millets are recognized for their efficiency in providing essential nutrients, making them a key component in health-conscious diets. Their use in functional foods continues to rise due to their bioactive properties (Rana and Bhandari, 2023).

Table 8: Nutritional properties of different milletin compassion to other cereals (g per 100g).

Grains	Protein (g)	Carbohydrate (g)	Fat (g)	Dietary Fiber (g)	Calorific value (kcal)
Barnyard millet	10.76–13	55.7–74	3.5–4.8	3.9–13.6	300–310
Finger millet	7.3–10	71.52–83.3	1.30– 1.8	3.4–4.2	328–334
Pearl millet	10.6–11.8	59.8–75.6	4.8–5.7	1.3-2.3	363–412
Foxtail millet	11.34–12.3	60.2–75.2	3.33– 4.3	4.1-8.7	330–352
Proso millet	11.74–13	67.09–82	1.1–4.9	2.2-8.47	330–352
Kodo millet	8.3–10.2	63.82–73.5	1.4–3.9	5.2–9.5	309–349.5
Little millet	7.7–10.7	66.3–75	4.7–6	4–7.6	329–341
Sorghum	11	70.7–72.97	3.23	1.97–6.7	329–339
Rice	4.99-6.94	74.3-82.86	1.90	1.63	369
Wheat	11.6-13.78	69.88-75.90	1.5-2.81	1.77	348-438

(Source: Rana and Bhandari, 2023)

3. **Biofortification for Enhanced Nutrition**: Advancements in biotechnology have led to the development of biofortified millet varieties, addressing malnutrition and protein-energy deficiencies. Examples include iron-fortified sorghum (ICSR 14001, ICSH 14002) and iron and zinc-enriched pearl millet varieties (Dhanshakti Hybrid, Shakti 1201). Studies indicate that millet-

based meals significantly improve children's growth rates, reinforcing their role in combating malnutrition (Sen *et al*., 2023).

4. **Water Conservation**: Millets require significantly less water (300-400 mm) compared to rice (1400-1500 mm) and sugarcane (1900-2000 mm), making them an excellent crop for conserving water resources.
5. **Environmental and Farmer Benefits**: Millets are sustainable, requiring fewer chemical inputs and promoting biodiversity. Their cultivation helps reduce carbon emissions, as they act as carbon-neutral crops, absorbing nearly as much carbon as they emit. Compared to rice and wheat, millets have lower carbon footprints, making them environmentally friendly. Additionally, they mature quickly (60-90 days), utilize nutrients efficiently, and respond well to improved farming conditions, enhancing productivity (Ramadas *et al*., 2023).
6. **Climate Resilience**: Climate change has negatively impacted global crop yields, but millets exhibit resilience to heat, drought, and poor soil conditions. They possess thermophilic and xerophilic traits, enabling them to grow in extreme environments while maintaining high nutritional value. Studies show millets contribute to carbon sequestration, reducing atmospheric CO_2 levels and mitigating climate change (Bhat *et al*., 2018).

Table 9: Climate resilience trait of millets

Type of millet crop	Duration	Climate resilience traits
Pearl millet	80-95	Highly resilient to heat and drought, come up in very poor soils, but responsive to high input management.
Sorghum	100-125	Drought tolerant, excellent recovery mechanism from stresses, highly adapted to wide range of soils, altitudes, and temperatures, responsive to high input management.
Finger millet	90-130	Moderately resistant to heat, drought and humidity, adapted to wide altitude range.
Foxtail millet	70-120	Adapted to low rainfall, high altitude
Kodo millet	100-140	Long duration, but very hardy, needs little rainfall, comes up in very poor soils, good response to improved management.
Barnyard millet	45-60	Very short duration, not limited by moisture, high altitude adapted.
Little millet	70-110	Adapted to low rainfall and poor soils- famine food; withstand waterlogging to some extent.
Proso millet	60-90	Short duration, low rainfall, high altitude adapted

(Source: Bhat *et al.,* 2018)

7. **Tackling Malnutrition:**Despite India's extensive food distribution network, malnutrition remains a major concern. Millets provide a viable solution due to their superior nutritional profile and slow sugar release, which helps in reducing hunger frequency. Promoting millet consumption aligns with the Zero Hunger Goal and Sustainable Development Goals (Ramadas *et al*., 2023).
8. **Value-Added Products and Market Potential:**India's millet-based industry is expanding, with the Agricultural and Processed Food Products Export Development Authority (APEDA) supporting over 500 start-ups. Millet exports have risen significantly, reaching $75.45 million in 2022-23, with a 12.4% increase in value-added products. The Indian packaged millet food market was valued at $38 million in 2022 and is projected to surpass $90 million by 2027. Leading

brands like ITC and Britannia are investing in millet-based products, with ITC launching the "Mission Millet" initiative and Britannia introducing millet bread. Value-added processing techniques include composite flour blending, ready-to-eat mixes, baked goods, and extruded products (Deshpande and Nishad, 2021).

Table 10: Popular brands in India with millet-based products

Company name	Brand name	Value added millet product
Slurrp farm	Slurrp farm	Millet noodles, dosa. puffs, infant cereals, super foods etc
Millet amma	Millet amma	Millet snacks, flour, laddooetc
Coastal foods	Eat millet	Millet flakes, flour, instant mixes
Mehrotra consumet products	Organic tatva	Organic cereals. Grains and flour
Conscious food	Conscious food	Millet instant mixes
Sproutlife foods	Yogabar	Multigrain energy bars
Tata consumer soulfull	Tata soulfull	Museli, ragi bites, smoothixetc

(Source: Nitturkar, 2023)

Promotional Strategies for Millets

A. Schemes

Several public and private organizations have been actively working to enhance farmers' income by promoting value-added millet-based products. The Indian government, along with state administrations, has implemented various programs to boost millet cultivation and consumption (Sen *et al*., 2023).

1. **Initiative for Nutritional Security through Intensive Millets Promotion (INSIMP):** Launched in 2011–12 under the Rashtriya Krishi Vikas Yojana (RKVY), INSIMP was the first major program aimed at supporting millet cultivation for nutritional security. It provided financial aid for key areas such as seed production, processing units, and awareness initiatives (Sen *et al*., 2023).
2. **Odisha Millet Mission (OMM):** Initiated in 2017, OMM is a pioneering state-level program in Odisha that promotes millet farming, enhances food security, and encourages sustainable agricultural practices. The initiative supports farmers, strengthens millet value chains, and raises awareness about the nutritional benefits of millets (Sen et al., 2023).
3. **Millet Village Scheme:** Implemented in 2017-18 by the Government of Kerala, this scheme provides technical training, financial support, and assistance to millet farmers. It also backs post-harvest activities, including processing, packaging, and marketing of millet-based products (Ramadas *et al*., 2023).
4. **National Mission on Nutri-Cereals:** Established in 2018-19 by the Ministry of Agriculture and Farmers Welfare, this mission promotes the cultivation of nutritious cereals, including millets, to boost production, stimulate consumption, and improve farmers' incomes. It was implemented in 25 districts with a budget allocation of ₹2783.80 lakhs (Ramadas *et al*., 2023).
5. **Tribal Sub-Plan (TSP):** Launched by the Ministry of Tribal Affairs, TSP focuses on the socio-economic development of tribal communities. It encourages millet farming through sustainable

practices like organic agriculture, aiming to uplift marginalized farmers and promote millet cultivation (Ramadas *et al*., 2023).

B. Events

1. **International Year of Millets 2023:** The United Nations declared 2023 as the International Year of Millets, an initiative led by India and supported by over 70 countries. This global recognition aimed to raise awareness of millet's role in food security, nutrition, and climate resilience. It also facilitated new research, partnerships, and investment in millet-based value chains (FAO, 2023).
2. **18th G20 Summit (2023):** Held in New Delhi on September 9-10, the summit featured millet-based cuisine, highlighting its global significance. The President of India, Droupadi Murmu, hosted a gala dinner with millet-based dishes for world leaders, including U.S. President Joe Biden and U.K. Prime Minister Rishi Sunak. India also hosted a two-day global millet conference and launched the 'Millets and Other Ancient Grain International Research Initiative' (MAHARISHI) to advance millet research and innovation (Chakraborty, 2023; Shiraz, 2023; Cullen, 2023).
3. **Millet Festival (Hornbill Festival 2023):** Held in Kisama, Nagaland, on December 2, this festival marked the culmination of the International Year of Millets. Several awards were given for excellence in millet cultivation. A contract farming agreement was signed between BrightcropAgro Kolkata and local organic producers, securing a buy-back guarantee for 20,000 kg of organic foxtail millet under the Mission Organic Value Chain Development for Northeast Region (MOVCDNER) (Chang andSangtam, 2023).
4. **Millet Revival in Chizami and Sumi Villages (Phek District):** The North East Network (NEN) has been collaborating with women farmers to revive traditional millet cultivation, which had declined due to the popularity of other cereals. Incentives were introduced, including a ₹2000 reward for top millet growers. Community seed banks were also established, conserving over 124 indigenous millet seed varieties in Chizami and 100 in Sumi village (Lulla *et al*., 2022).

Conclusion

Millets in India have seen a remarkable revival due to their numerous advantages in cultivation and consumption. Compared to staple grains, millets require less water, have a shorter growth cycle, and are more resilient to climate variations. Their nutritional value and environmental benefits further enhance their importance, particularly for dryland farmers who face food insecurity and malnutrition. Given their potential, millets are gaining popularity both in domestic and global markets as a sustainable food choice. To secure their future as a key crop, long-term investments in research and collaboration among farmers, researchers, policymakers, and agro-service providers are essential. A comprehensive, multi-stakeholder approach is crucial to strengthening millet production, consumption, and trade, ensuring food security and environmental sustainability in the years ahead.

References

Anbukkani, P., Balaji, S.J. and Nithyashree1, N.L. 2017. Production and consumption of minor millets in India-A structural break analysis. *Annals of agricultural research.* **38**(4): 1-8.

Agricultural and Processed Food Products Export Development Authority (APEDA). 2023. Millets Report DES (2023). Directorate of Economics and Statistics, Department of Agriculture and Farmers Welfare, Ministry of Agriculture and Farmers Welfare, Government of India. https://eands.dacnet.nic.in/ m. Accessed on 6 February 2024.

Agricultural and Processed Food Products Export Development Authority (APEDA). 2024. APEDA facilitates around 500 startups to market and export millet-basedvalue-added products. Ministry of commerce and industry. https://pib.gov.in- . Accessed on 7 February 2024.

Bhat, V., Rao, B.D. and Tonapi, V.A. 2018. History of millets in India. **In**: The story of millets. ICAR-Indian Institute of Millets Research, Hyderabad Karnataka and State Department of Agriculture, Bengaluru, India. **5**: 48-55.

Bhat, V., Rao, B.D. and Tonapi, V.A. 2018. Millets in India. **In**: The story of millets. ICAR-Indian Institute of Millets Research, Hyderabad Karnataka and State Department of Agriculture, Bengaluru, India. **7**: 65-70.

Bhat, V., Rao, B.D. and Tonapi, V.A. 2018. Millets are least demanding and most sustainable crop. **In**: The story of millets. ICAR-Indian Institute of Millets Research, Hyderabad Karnataka and State Department of Agriculture, Bengaluru, India. **8**: 71-77.

Bhat, V., Rao, B.D. and Tonapi, V.A. 2018.The fall and rise of millets. **In**: The story of millets. ICAR-Indian Institute of Millets Research, Hyderabad Karnataka and State Department of Agriculture, Bengaluru, India. **11**: 98-105

Bhat, V., Rao, B.D. and Tonapi, V.A. 2018. The origin of millets**. In**: The story of millets. ICAR-Indian Institute of Millets Research, Hyderabad Karnataka and State Department of Agriculture, Bengaluru, India. **3**: 22-26.

Bhat, V., Rao, B.D. and Tonapi, V.A. 2018. Understanding millets. **In**: The story of millets. ICAR-Indian Institute of Millets Research, Hyderabad Karnataka and State Department of Agriculture, Bengaluru, India. **1**: 14.

Chakraborty, P. 2023. Millet is the hero in G20 menu as India looks to showcase its culinary heritage. https://indiatoday.in. Accessed on 6 February 2024.

Chandra, J. 2023. India ranks 111 out of 125 countries in Global Hunger Index. https://www.thehindu.com. Accessed on 7 February 2024

Chang, T and Sangtam, S. 2023. Millet festival 2023 inaugurated on the 2nd day of the hornbill festival. https://www.ipr.nagaland.gov.in Accessed on 7 February 2024.

Chaudhay,J., Shelar, R., Thakur, K., Singh, R and Rimpika. 2023. Millets in India: Production, Consumption and Impacton Food Security.*Asian Journal of Agricultural Extension, Economics and Sociology.* **8(**41): 151-162.

Cullen, E.T. 2023. India's move to mainstream millets will go a long way in ensuring Global Food Security: UN. https://economictimes.com. Accessed on 6 February 2024.

Deshpande, S.D. and Nishad, P. 2021.Technology for millet value added products. **In:** millets and millet technology. pp. 293-303.

Foreign Agricultural Service (FAS). 2024. Millet explorer. US, Department of Agriculture. https://ipad.fas.usda.gov. Accessed on 9 February 2024.

Government of Odisha. 2022. Operational guidelines for Special Programme for Promotion of Millets in Tribal Areas of Odisha (Odisha Millets Mission): Gender, Equity, Climate Resilience, Nutrition Security. https://milletsodisha.com/. Accessed on 3 February 2024.

Kadapa, S., Gunturi, A., Gundreddy, R., Reddy Kalwala, S., and Bhaskar, M.U. 2023. Agronomic biofortification of millets: new way to alleviate malnutrition.**In:** Millets – Rediscover Ancient Grains. https://www.intechopen.com. Accessed on 7 February 2024.

Lulla, A., Trivedi. K and Wani, S. 2022. Reviving traditional millet based bio diverse culture in Phek district. https://vikalsangam.org. Accessed on 5 February 2024.

Malathi, B., Appaji, C., Reddy, G.R., Dattatri, K. and Sudhakar,N. 2016. Growth pattern of millets in India. Growth pattern of millets in India. *Indian Journal Agricultural Research*. **50**(4) : 382-386.

Mohanty, B and Mohanty, A. 2023. Millets in PDS a game changer for combating malnutrition, climate change. https://downtoearth.org.in. Accessed on 4 February 2024

Nitturkar, M. 2023. Value added millet in the food and beverage industry. Food Marketing Technology. https://fmtmagazone.in. Accessed on 7 February 2024

Oswal, S. 2023. Millet: The old food revolution to our new life. The Times of India. https://timesofindia.indiatimes.com/blogs/voices/millet-the-old-food-revolution-to-our-newlife. Accessed on 8 February 2024

Patel, S., Dey, A., Yadav, A. and Singh, R. 2023. Harnessing Millets for Climate Resilience and Nutritional Security in India. *International Journal of Environment and Climate Change.* **11**(13):1942-1949.

Porwal, A., Bhagwat, G., Sawarkar, J., Kamble, P and Rode, M. 2023. An overview of millets-the nutri-cereals: Its nutritional profile, potential health benefits and sustainable cultivation approach. *International Journal of Science and Research Archive*. **10**(01): 841–859

Ramadas, S., Joseph, J., Panathady, A.M., Devi, S., Swaminathan, N. and Pouchepparadjou, A. 2023. Status of millets in India: trends and prospects. Sensitizing the Millet Farming, Consumption and Nutritional Security - Challenges and Opportunities. **4:** 15-24.

Rana, S and Bhandari, N.S. 2023. Nutritional Properties, Nutraceutical Potential of Different Millets, and Their Value-Added Food Products. **In:** Millets – Rediscover Ancient Grain. pp 1-19.

Rao, B.D., Kiranmai, E., Sangappa and Tonapi, V.A. 2018. Value Added Product Technologies of Millets. Centre of Excellence on Sorghum, ICAR - Indian Institute of Millets Research, Rajendranagar, Hyderabad-500 030, India. pp 4.

Sen, R.K., Meena, H.K and Shekhar, V. 2023. Bio fortifying pearl millet and sorghum for enhanced grain iron and zinc contents and building a sustainable millet value chain in India that is replicable in Africa and South-South collaboration. **In:** Promoting millets in diets: best practices across states/UTs of India, NITI Aayog. **3:**72-74.

Sen, R.K., Meena, H.K and Shekhar, V. 2023. Inclusion of millets in ICDS. **In:** Promoting millets in diets: best practices across states/UTs of India, NITI Aayog. **1:**11-13.

Sen, R.K., Meena, H.K and Shekhar, V. 2023. State missions and initiatives to promote millets. **In:** Promoting millets in diets: best practices across states/UTs of India, NITI Aayog. **1:**11-13.

Singh, S.,Yadav, R., N, Tripathi, A.K., Kumar, K., Kumar, M., Yadav, S., Kumar, D., Kumar, S. and Yadav, R. 2023. Current Status and Promotional Strategies of Millets: A Review. *International Journal of Environment and Climate Change.***13**(9): 3088-3095.

Shiraz, Z. 2023. Millet dishes dominate G20 Summit dinner menu, here are the benefits of the superfood. https://hindustantimes.com. Accessed on 6 February 2024.

Sreekala, A.D.S., Anbukkani, P and Singh, A. 2023. Millet Production and Consumption in India: Where Do We Stand and Where Do We Go? *National Academy Science Letters*. **46:** 65-70.

Wang, J., Vanga, S.K., Saxena, R., Orsat, V. and Raghavan, V. 2018. Effect of climate change on the yield of cereal crops: a review. *Climate*. **6**(2): 41.

CELL WALL COMPONENTS AS SUSTAINABLE RESOURCES FOR BIOTECHNOLOGY

Vindhesh Dixit[1], Pawan Kumar[2], Monika Yadav[1], Ritu Singh[1], Priyanshi Sharma[1], Monika Asthana[1], Pramod Kumar[1]

[1]*Department of Biotechnology, School of Life Sciences, Swami Vivekanand Campus, Khandari, Dr. Bhimrao Ambedkar University, Agra (India) – 282002*

[2]*Department of Molecular Genetics and Cell Biology, The University of Chicago, Chicago (US), IL 60637*

Introduction

Cell walls, which distinguish plant cells, fungi, and certain prokaryotes, are intricate structures that provide mechanical support, maintain cellular integrity, and mediate interactions with the environment. Their complex composition, which consists mostly of polysaccharides (cellulose, hemicelluloses, and pectins), proteins, and in some circumstances, lignin, makes them an important resource for a variety of biotechnological and commercial uses. These structural components serve as raw materials for producing biofuels, bioplastics, and paper, while also showing promise in pharmaceuticals, food, and environmental remediation **(Carpita & Gibeaut, 1993; Somerville et al., 2004).** The growing global emphasis on sustainability has fueled interest in utilizing plant biomass, particularly cell walls, as renewable and biodegradable alternatives to fossil fuels. For instance, cellulose, the most abundant biopolymer on Earth, has been extensively studied for applications like bioethanol production and nanocellulose materials, which find uses in industries ranging from textiles to electronics **(Habibi et al., 2010).** Similarly, hemicelluloses and pectins are employed as food emulsifiers, adhesives, and biomedical products **(Voragen et al., 2009).** Lignin, a complex aromatic polymer, is being explored as a precursor for high-value materials, such as carbon fibers, and other innovative applications **(Ragauskas et al., 2014).**

Beyond plants, microbial cell walls also hold significant industrial potential. The cell walls of mushrooms, algae, and bacteria contain unique components such as chitin, alginate, and peptidoglycans, which are valuable in biotechnological processes, including the production of biocatalysts, biostimulants, and antimicrobial agents **(Younes & Rinaudo, 2015).** Advances in genetic manipulation and optimization of metabolic pathways further expand the potential of these resources **(Keegstra, 2010).** This chapter explores the multifaceted roles of cell walls as renewable resources, emphasizing their structural composition, innovative applications, and the technological advancements enabling their broader utilization. By examining both plant and microbial cell walls, this discussion highlights their pivotal role in fostering sustainable industrial and biotechnological innovations.

Plant Cell Wall

Plant cell walls are among the most researched and used biological structures due to their quantity, structural complexity, and regenerative nature. These walls provide mechanical support, regulate cellular interactions, and serve as barriers against pathogens, while their components have significant industrial and biotechnological applications. Plant cell walls are divided into primary and secondary walls, each with their own compositions and functions.

A) Composition of Plant Cell Walls

The plant cell wall consists of a dynamic network of polysaccharides, proteins, and, in some cases, lignin. These components interact to form a composite structure with remarkable strength and flexibility:

- **Cellulose**: Cellulose, the major structural component, is a linear polymer made up of β-1,4-linked glucose units. It produces microfibrils, which offer tensile strength and rigidity. Cellulose is widely employed in biofuel production, textiles, papermaking, and the development of cellulose nanocrystals for innovative materials **(Habibi et al., 2010).**
- **Hemicelluloses**: Hemicelluloses, including xylans and mannans, cross-link cellulose microfibrils. Hemicelluloses are utilized to create adhesives, films, and bioactive substances **(Pauly & Keegstra, 2016).**
- **Pectins**: Pectins, which contain galacturonic acid residues, are common in the primary walls of developing tissues. They are used as gelling agents in the food industries and scaffolds for tissue engineering **(Voragen et al., 2009).**
- **Lignin**: Lignin, a complex aromatic polymer found primarily in secondary walls, is hydrophobic and resistant to microbial breakdown. Its commercialization has resulted in bioplastics, adhesives, and carbon fibers **(Ragauskas et al., 2014).**
- **Proteins**: Cell wall remodeling is regulated by structural and enzymatic proteins, such as extensins and expansins, during growth and stress responses **(Cosgrove, 2005).**

B) Primary Cell Walls

Primary cell walls are thin, flexible structures present in all plant cells. Their high pectin and hemicellulose content allows them to expand alongside the cell during growth, enabling the cell's structural and functional flexibility. These walls play a critical role in industries that utilize flexible polysaccharides, such as food emulsifiers, stabilizers, and pharmaceutical excipients **(Willats et al., 2001).**

C) Secondary Cell Walls

Secondary cell walls, found in specialized cells like fibers and xylem vessels, are thicker and more rigid due to their higher cellulose and lignin content. These walls provide essential structural support and facilitate water transport within plants. Their density and durability make them particularly valuable for producing biofuels, pulp, paper, and construction materials. Recent advancements in lignocellulosic biomass conversion technologies have significantly improved the efficiency of bioethanol production from secondary walls **(Somerville et al., 2010).**

Cell Walls Types

Plants, fungus, algae, and bacteria all depend on cell walls for structural integrity. Their diverse content and structure among organisms allows for a wide range of biotechnology and industrial uses. Each type of cell wall has distinct characteristics that make it appropriate for specific purposes ranging from biofuels to medications.

A) Plant Cell Walls

Plant cell walls are made up of carbohydrates including cellulose, hemicellulose, and pectin, as well as lignin and structural proteins. They are categorized as primary and secondary walls.

- **Primary Cell Walls**: These thin, flexible walls, which are found in all plant cells, are high in pectins and hemicelluloses. They promote cell proliferation and are commonly employed in the food and pharmaceutical industries as stabilizers, emulsifiers, and gelling agents **(Voragen et al., 2009).**
- **Secondary Cell Walls**: These walls, found in specialized cells such as xylem and fibers, are thicker and contain higher quantities of cellulose and lignin. They are essential for the manufacturing of biofuels, paper, and complex substances like as nanocellulose and carbon fibers **(Ragauskas et al., 2014).**

Plant cell walls are widely used in renewable energy industries, especially in the production of lignocellulosic bioethanol **(Somerville et al., 2010).**

B) Fungal Cell Walls

Fungal cell walls are made up of chitin, glucans, and glycoproteins. These components add to the wall's mechanical strength and flexibility:

- **Chitin**: Chitin, a polymer of N-acetylglucosamine, has antibacterial characteristics and is biodegradable, making it commonly utilized in agriculture, medicine, and water treatment **(Younes & Rinaudo, 2015).**
- **Glucans**: Glucans, especially β-glucans, serve as immunomodulators and food stabilizers **(Stone & Clarke, 1992).**

Fungal cell walls are also used as biocatalyst supports for enzyme immobilization in industrial applications, providing strong and stable matrices **(Bowman & Free, 2006).**

C) Algal Cell Walls

Algae cell walls vary in composition, reflecting the major variation of algae species. They include polysaccharides including cellulose, agar, carrageenan, and alginate.

- **Red Algae**: Red algae contain agar and carrageenan, which are commonly employed as thickening agents in food and pharmaceuticals **(Rhim et al., 2013).**
- **Brown Algae**: C Brown algae contains alginate, a versatile polymer utilized in wound dressings, food, and biodegradable materials **(Draget et al., 2005).**
- **Green Algae**: Green algae contain cellulose-based walls that can produce biofuel and nanocellulose **(Mihranyan, 2011).**

Because of their renewable nature, algal cell walls have the potential to create sustainable materials and eco-friendly goods.

D) Bacterial Cell Walls

Bacterial cell walls are made up of peptidoglycan, which offers structural support and protection. They are divided into two major types:

- **Gram-Positive Cell Walls**: Gram-positive cell walls include thick peptidoglycan coatings that contain teichoic acids. These walls are frequently targeted in antibiotic research and investigated for antibacterial methods **(Silhavy et al., 2010).**
- **Gram-Negative Cell Walls**: Gram-negative cell walls consist of thin peptidoglycan layers and an outer membrane containing lipopolysaccharides. These walls are useful in biotechnological applications including bioremediation and microbial fuel cells **(Rabaey et al., 2005).**

Bacterial cell walls are also exploited for the production of biodegradable plastics like polyhydroxyalkanoates (PHAs), which are alternatives to petroleum-derived plastics.

Cell Wall Models

Plant cell walls are intricate structures that serve essential duties in growth, development, and stress tolerance. Researchers have devised a variety of models to better understand their composition, organization, and behavior. These models help guide biotechnological and industrial applications such as biofuel production, crop development, and material science.

A) The Classic Lamella Model

The classic lamella model was among the first renderings of plant cell walls. He defined the wall as a layered structure with cellulose microfibrils embedded in a pectin-hemicellulose matrix. Although simple, this model laid the groundwork for understanding cell wall design **(Keegstra et al. 1973)**

B) Molecular Network Model

Modern molecular models focus on the dynamic interactions between cell wall components:

- **Cellulose Microfibrils**: Cellulose microfibrils are responsible for structural strength and scaffold formation.
- **Hemicellulose**: Hemicellulose cross-links cellulose microfibrils to form a flexible network.
- **Pectin**: Pectin regulates porosity and hydration, which affects wall extensibility.
- **Proteins**: Proteins such as expansins and enzymes affect wall characteristics during growth and stress (Cosgrove, 2005).

C) Multiscale and Dynamic Models

Advances in imaging and computational technologies have resulted in multiscale models that incorporate data at the molecular, cellular, and tissue levels. These models allow for:

- **Cell Wall Heterogeneity:** Differences in composition and structure between plant tissues and developmental stages.
- **Dynamic Remodeling**: Dynamic Remodeling, which involves real-time changes in wall structure according to environmental stimuli or growth **(Nakamura et al., 2021).**

These models have been useful in evaluating stress tolerance, particularly in crops subjected to drought or disease attacks.

D) Biomechanical Models

Biomechanical models examine the mechanical properties of cell walls by combining biological insights with physics-based methods. They explain how walls can withstand external stresses.

- Withstand external stresses.
- Regulate turgor-driven expansion during growth.

These models have significance for bioengineering applications such as designing biomaterials with specific mechanical properties **(Zhang et al., 2021**).

E) Synthetic Cell Wall Models

Cell wall rebuilding is possible in vitro using synthetic biology methods. These simple models help understand the roles of individual components including cellulose, lignin, and hemicellulose.

- The roles of individual components, such as cellulose, lignin, and hemicellulose.
- The activity of enzymes involved in wall biosynthesis and remodeling.

Synthetic models are useful for improving cell wall deconstruction in biofuel generation and developing biomimetic materials **(Loqué et al., 2015).**

Physiological Role of Cell Wall in Stresses

The cell wall is an essential structural and functional component that helps cells maintain stability and resilience in the face of numerous biotic and abiotic challenges. Its dynamic and flexible character helps cells to survive and perform in a variety of environmental situations. The cell wall is essential in stress response processes because it serves as a physical barrier as well as a biochemical sensor.

A) Abiotic Stress Responses

- **Drought Stress:** During a water shortage, cell walls regulate cellular turgor pressure and prevent excessive water loss. Pectins in the wall can change their structure to retain water, whereas the flexibility of hemicelluloses and extensins improves cell integrity **(Le Gall et al., 2015).** The creation of osmolytes in the apoplast increases stress tolerance.
- **Salt Stress**: High salinity affects ionic balance and promotes osmotic stress, resulting in cell wall improvements. Sodium ions can interact with negatively charged pectins and change their structure. To overcome this, cells increase lignin concentration and cell wall stiffness, lowering ion permeability and preserving cell stability **(Bacete et al., 2018).**
- **Temperature Stress:** High temperatures significantly alter cell wall structure. Under heat stress, the flexibility of cell wall components increases, allowing for better thermal tolerance. Lignin and arabinoxylan deposition increases in cold temperatures to prevent freezing damage **(Vaahtera et al., 2019).**
- **Mechanical Stress:** External factors such as wind or physical impediment cause secondary cell wall thickening and the formation of structural polysaccharides such as cellulose. These modifications increase mechanical strength and flexibility to sustain the imposed stress **(Wolf et al., 2012).**

B) Biotic Stress Responses

- **Pathogen Attack:** The cell wall serves as the initial line of protection against infections. When pathogen-associated molecular patterns (PAMPs) are detected, the wall undergoes fast fortification via callose deposition, lignification, and the accumulation of antimicrobial chemicals such phytoalexins and reactive oxygen species (ROS) **(Underwood, 2012).**
- **Insect Herbivory:** When attacked by herbivorous insects, cell walls release specific proteins and secondary compounds like as tannins to prevent eating. The release of oligosaccharides from damaged walls functions as damage-associated molecular patterns (DAMPs), activating systemic defensive responses **(Fry, 2017).**
- **Symbiotic Interactions:** In positive interactions like mycorrhizal associations or nitrogen-fixing symbiosis, cell walls are actively modified to allow microbial colonization. For example, root cell walls undergo localized softening and pectin breakdown to allow fungal hyphae or bacterial nodules **(Jones et al., 2019).**

C) Role in Signaling and Sensing Stresses

- **Cell Wall Integrity Sensing:** Specialized receptor-like kinases (RLKs) in the plasma membrane detect mechanical and metabolic changes in the cell wall during stress. These sensors stimulate intracellular signaling cascades, resulting in stress-responsive gene expression and cell wall remodeling **(Vaahtera et al., 2019).**
- **ROS and Hormonal Cross-Talk:** Cell walls contribute to the formation of ROS, which act as signaling molecules during stress. ROS generation in the apoplast is mediated by enzymes such as peroxidases and NADPH oxidases, which interact with hormonal pathways involving abscisic acid, jasmonic acid, and ethylene, enhancing stress responses **(Tenhaken, 2015).**

D) Adaptations to Stress through Wall Remodeling

- **Lignin Deposition:** In response to both abiotic and biotic stressors, increased lignin deposition reinforces the wall, increasing rigidity and impermeability. This is particularly relevant for plants exposed to diseases, drought, or salinity **(Miedes et al., 2014).**
- **Callose Synthesis:** The fast deposition of callose at locations of damage or pathogen infection is a sign of stress response. Callose deposition acts as a physical barrier, reducing pathogen invasion and nutrient leakage **(Luna et al., 2011).**
- **Pectin Modifications:** Stress causes pectins to demethylesterify, increasing their binding with calcium ions and creating a gel-like matrix. This change enhances wall stiffness and protects against external forces **(Harholt et al., 2012).**

Signaling Aspects of the Cell Wall

The plant cell wall is a complex and dynamic structure that functions not only as a mechanical barrier and scaffold, but also as a signal transduction center. These signaling roles influence cellular responses to environmental stimuli, developmental signals, and stress conditions, making cell walls a valuable resource in biotechnological and industrial applications.

A) Cell Wall-Derived Signals

The plant cell wall is composed of cellulose, hemicellulose, pectin, lignin, and various proteins. These components can be enzymatically or mechanically modified to release signaling molecules that are involved in plant growth, stress responses, and pathogen defense:

- **Oligosaccharides**: The remodeling of the cell wall leads to the release of oligosaccharides, including oligogalacturonides (OGs) and oligosaccharides derived from xyloglucan. OGs, which originate from pectins, function as damage-associated molecular patterns (DAMPs) that damage-associated molecular patterns (DAMPs) that trigger immune responses such as the production of reactive oxygen species (ROS) and the expression of genes related to defense **(Ferrari et al., 2013).**
- **Cellodextrins**: Produced during the breakdown of cellulose, cellodextrins act as signals to influence cellulose biosynthesis and the development of the secondary cell wall **(Houston et al., 2016).**
- **Arabinogalactan Proteins (AGPs)**: AGPs are extensively glycosylated proteins found in the cell wall that play a role in cell signaling and engaging with plasma membrane receptors. Tthey control development and adjustment to stress **(Seifert & Roberts, 2007).**

B) Cell Wall Sensors and Receptors

Plants have evolved particular receptor-like kinases (RLKs) and receptor-like kinases (RLKs) that detect alterations in the cell wall and initiate intracellular signaling cascades:

- **Wall-Associated Kinases (WAKs)**: These receptor-like kinases located at the plasma membrane attach to pectin and its fragments. WAKs play a important role in preserving cell wall stability and reacting to both biotic and abiotic pressures **(Kohorn & Kohorn, 2012).**
- **These RLKs**: Identify cellolose-derived DAMPs, initiating signaling pathways that manage secondary cell wall modifications and stress responses **(Xu et al., 2021).**

C) Biotechnological Implications

Utilizing cell wall signaling pathways offers prospects to improve crop resilience, biomass output, and industrial applications.

- **Improved Stress Resistance**: Modifying genes implicated in wall-associated signaling, such as WAKs or AGPs, can increase plant resistance to infections and environmental challenges, lowering the requirement for chemical inputs **(Bacete et al., 2018).**
- **Biomass Optimization**: Engineering signaling pathways that control cellulose biosynthesis can increase biomass yield and quality for biofuel production and industrial material development **(Gu et al., 2016).**

Economic Importance of Cell Wall

The plant cell wall is a valuable resource that has applications in agriculture, bioenergy, materials research, and pharmaceuticals, all of which benefit global economies.

A) In agriculture

- **Crop Improvement**: Modifying cell wall components such as lignin and pectin increases resilience to diseases and environmental challenges, lowering crop losses **(Miedes et al. 2014).**
- **Post-Harvest Quality**: Engineering cell wall characteristics can enhance the texture, hardness, and shelf life of fruits and vegetables, minimizing waste and increasing market value **(Wang et al., 2018).**

B) In Bioenergy

- **Cellulosic Ethanol:** Cellulose and hemicellulose are converted into fermentable sugars for bioethanol synthesis. Advances in enzyme technology and genetic engineering of cell wall composition are improving the process's efficiency and cost-effectiveness **(Himmel et al., 2007).**
- **Second-Generation Biofuels**: Reducing lignin content in lignocellulosic biomass can enhance enzymatic hydrolysis, increasing yield and lowering production costs **(Vanholme et al., 2012).**

C) Pharmaceutical and Nutritional Industries

- **Dietary Fiber**: Cellulose, hemicellulose, and pectin are the main sources of dietary fiber, which supports gut health and lowers the risk of chronic diseases including cardiovascular disease **(Waldron et al., 2003).**
- **Drug Delivery Systems**: Pectin and cellulose derivatives are utilized in pharmaceutical formulations to modulate drug release, specifically targeting the gastrointestinal system **(Sriamornsak, 2011).**

D) Environmental Benefits

- **Carbon Sequestration**: The cell wall is a primary reservoir for atmospheric carbon, which helps to mitigate climate change. Increasing biomass production through genetic changes can improve the sequestration effect **(Pauly & Keegstra, 2008).**
- **Biodegradability**: Cell wall-based materials are naturally biodegradable, helping to reduce pollution and promote a circular economy.

Structure and Compositions of Cell Wall

Plant cell walls are dynamic structures composed of cellulose, hemicellulose, pectin, proteins, and lignin that provide support, form, and protection. Its primary and secondary layers support growth and stiffness, respectively. Understanding its structure leads to advancements in biofuels, crop development, and sustainable materials (**Cosgrove, 2005; Somerville et al., 2004; Pauly & Keegstra, 2008**).

Primary Cell wall

The primary cell wall is an essential structural component of plant cells which maintains cell form, allows for growth, and facilitates cell communication. Its dynamic and adaptive character enables it to promote cell expansion and development while responding to external stimuli. The primary cell wall is a valuable resource for biotechnological and industrial uses, in addition to its biological function.

A) Composition and Properties

Polysaccharides such as cellulose, hemicellulose, and pectin make up the majority of the primary cell wall **(Somerville et al., 2004; Carpita & Gibeaut, 1993).** The primary cell wall also contains structural glycoproteins like extensins and various enzymes that play key roles in cell wall modification and maintenance. These components form a complex and interdependent network, providing the cell wall with mechanical strength, flexibility, and dynamic reactivity essential for growth and adaptation **(Cosgrove, 2005).**

- **Cellulose:** The basic cell wall's backbone is composed of cellulose, the most prevalent biopolymer on Earth. It is made up of β-1,4-glucan chains that form microfibrils, providing tensile strength and rigidity. The highly crystalline structure of cellulose microfibrils allows them to resist significant mechanical stress, making them important for maintaining cell integrity. The configuration of microfibrils in a cross-linked network is essential for controlling wall expansion throughout plant development **(Cosgrove, 2005).**
- **Hemicellulose:** Hemicelluloses, including xyloglucans, glucuronoxylans, and arabinoxylans, serve as bridging molecules between cellulose microfibrils. These matrix polysaccharides are less crystalline than cellulose, resulting in a flexible, amorphous network. This structure extends the cell wall while maintaining its strength under strain. Hemicelluloses join microfibrils, forming a dynamic matrix that allows cells to elongate **(McCann & Roberts, 1991).**
- **Pectin:** Pectin is a broad class of polysaccharides that contains galacturonic acid. It is mainly responsible for the wall's porosity and hydration. Pectin, as a gel-forming substance, helps to maintain the wall's mechanical qualities, such as plasticity and compressive strength. Pectin also promotes cell-cell adhesion by generating an intermediate lamella between adjacent plant cells. Its role in ion binding and reaction to environmental changes shows its flexibility **(Ridley et al., 2001).**

- **Proteins and Enzymes:** In cell wall, proteins play role as structural and functional purposes. Expansions are a type of non-enzymatic protein that causes wall loosening by breaking hydrogen bonds between cellulose and hemicellulose, allowing cells to expand **(Cosgrove, 2000).** Enzymes including hydrolases, peroxidases, and transglycosylases actively remodel wall components, promoting growth and responding to biotic and abiotic stress. Structural glycoproteins, like extensins, further enhance wall integrity by forming covalent networks that resist mechanical stress **(Rose et al., 2002).**

B) Functions of Primary Cell Wall

- **Mechanical Support and Protection:** The primary cell wall gives the plant cell structural integrity by keeping its shape and resisting mechanical stress **(Cosgrove, 2005).** It also acts as a barrier to physical injury and pathogen invasion **(Wang et al. 2013).**
- **Regulation of Cell Growth:** The primary cell wall allows for controlled expansion during cell growth. This is facilitated by the loosening and rearranging of wall components like cellulose and pectin, enabling the cell to expand while maintaining its structural integrity **(McQueen-Mason & Cosgrove, 1994).**
- **Cell-to-Cell Communication:** The primary cell wall plays a crucial role in cell-to-cell communication by enabling the formation of plasmodesmata, which are channels that allow for the exchange of ions, molecules, and signals between adjacent plant cells **(Faulkner et al., 2013).**
- **Water and Solute Regulation:** The cell wall regulates the passage of water and solutes into and out of the cell, aiding in cellular homeostasis and maintaining turgor pressure, which is required for the plant's structural integrity **(Green & Hu, 2002).**
- **Dynamic response to the environment:** The primary cell wall can respond to environmental changes such mechanical stress, food availability, and pathogen attack by modifying or reinforcing its components **(Sampedro & Cosgrove, 2005).**
- **A scaffold for cellular processes:** It serves as a framework for enzymes involved in wall production, remodeling, and defensive mechanisms **(Bacic et al., 1988).** This scaffold helps to construct cell walls, deposit new materials, and synthesize structural glycoproteins **(Showalter, 1993).**
- **Role in Plant Defense:** The primary cell wall is the initial line of defense against invading pathogens. When a plant is assaulted, new components such as lignin or callose can be deposited to strengthen it **(Wang et al., 2013).**

Secondary Cell Wall

After plant cells have completed their growth, they form a thick, resistant covering known as the secondary cell wall. Unlike the major cell wall, it is primarily used for structural reinforcement and mechanical support. The secondary cell wall, found in specialized cells such as xylem tracheids, vessel components, and sclerenchyma fibers, helps plants endure mechanical loads and environmental obstacles. Its unique composition and mechanical qualities have rendered it an important resource for a wide range of biotechnological and industrial uses.

A) Composition and Structure

The secondary cell wall is a highly ordered and hierarchical structure made up of polysaccharides, lignin, and structural proteins. These components combine to generate a composite material that has distinct physical and chemical properties.

- **Cellulose:** Cellulose is a major component of the primary cell wall. Cellulose (β-1,4-glucan chains) form densely packed microfibrils that enhance tensile strength and durability. The orderly arrangement of cellulose in the secondary wall is vital to its role in sustaining water-conducting cells such as xylem vessels **(Cosgrove 2005).**
- **Hemicellulose:** Hemicelluloses, including xylans and glucomannans, bond strongly to cellulose microfibrils and serve as a matrix material. They are essential for joining cellulose and lignin, ensuring the secondary wall's cohesiveness and rigidity. Dicots are particularly rich in xylans, but gymnosperms are richer in glucomannans.
- **Lignin:** Lignin is a complex aromatic polymer that is characteristic of the secondary cell wall. Its deposition bridges the gaps between cellulose and hemicellulose, providing hydrophobicity and extra mechanical strength. Lignin also increases microbial resistance, which is essential for water transport and structural support in plants **(Boerjan et al., 2003).**

B) Structural Proteins and Enzymes

Structural proteins, such as extensins, and enzymes, such as peroxidases and laccases, all contribute to lignin polymerization and crosslinking. These proteins and enzymes alter the wall's physical qualities, such as its resistance to tensile and compressive stresses **(Barros et al., 2015).**

C) Functions of the Secondary Cell Wall

The secondary cell wall serves several critical functions:

- **Mechanical Support**: Provides rigidity and structural integrity, enabling plants to grow tall and withstand environmental stresses.
- **Water Transport**: Ensures efficient water conduction through the xylem by providing hydrophobicity via lignin deposition.
- **Defense Mechanisms**: Protects against pathogen invasion and herbivory due to its resistance to enzymatic degradation.

Belowground Cell wall

Belowground plant cell walls, especially those in root systems, are specialized structures that support plants in dealing with challenging soil environments. These walls play an essential function in allowing roots to penetrate compact soils, interact with soil microorganisms, and respond to various environmental stresses. Their unique composition and properties hold potential for a variety of applications, including bioenergy production and sustainable agricultural practices.

A) Distinct Features of Belowground Cell Walls

Belowground cell walls differ enormously from those found in aboveground tissues. They are essentially made up of cellulose, hemicellulose, pectin, and lignin, but they are specifically adapted to the underground environment. One significant trait is the presence of suberin, a hydrophobic polymer found in the root endodermis. Suberin works as a barrier, controlling water and nutrient intake while shielding roots from infections and toxins.

Another important adaptation is the flexibility of the belowground cell walls, which allows roots to grow through compacted soil. Modifications, such as lowering the hemicellulose-to-cellulose ratio, improve this flexibility. Furthermore, lignin in root tissues offers structural support and can be dynamically altered to improve resistance against soilborne diseases.

B) Key Functions of Belowground Cell Walls

- **Mechanical Support and Soil Penetration:** Belowground cell walls offer the mechanical strength that roots require to penetrate compacted soils. Root extension in dense soils is facilitated by the high flexibility of root cell walls, which results from a low hemicellulose-to-cellulose ratio. This versatility guarantees that roots can obtain water and nutrients even in difficult situations **(McCann & Carpita, 2008).**

- **Regulation of water and nutrient uptake:** The presence of suberin, a hydrophobic polymer in the endodermis of root cell walls, forms an impenetrable barrier. This barrier regulates the selective intake of water and nutrients while blocking the introduction of hazardous chemicals. Suberin's role in maintaining the integrity of the root system is well-documented **(Geldner, 2013).**

- **Defense Against Pathogens and Stressors:** Belowground cell walls are essential for protecting roots from biotic and abiotic stressors. Lignification, a process in which lignin is deposited in cell walls, increases structural rigidity and resistance to soilborne diseases. This lignification can be dynamically adjusted in response to environmental difficulties **(Frei, 2013).**

C) Interaction with the soil microbiome

Root cell walls actively modify the rhizosphere through interactions with soil microorganisms. Polysaccharides generated during cell wall disintegration, coupled with root exudates, act as carbon sources for microbes, promoting beneficial microbial populations. These interactions promote nutrient cycling, plant growth, and overall soil health **(Jones et al., 2009).**

Biotechnological Applications of Cell Wall

Plant cell walls, composed of cellulose, hemicellulose, pectin, lignin, and proteins, are versatile biomaterials with vast biotechnological potential. Their abundance, renewability, and structural diversity make them integral to applications in bioenergy, materials science, and sustainable agriculture.

Bioenergy Production

Plant cell walls, which are predominantly constituted of lignocellulosic biomass, are a renewable and common source of bioenergy production. Lignocellulose, a combination of cellulose, hemicellulose, and lignin, is ideal for producing biofuels including bioethanol, biogas, and biodiesel. Its complex structure, while difficult to process, holds enormous promise as a sustainable alternative to fossil fuels.

A) Cellulose and Hemicellulose for Bioethanol

Cellulose and hemicellulose are polysaccharides that can be hydrolyzed to yield fermentable sugars, making them excellent feedstocks for bioethanol production. Enzymatic hydrolysis, which utilizes cellulases and hemicellulases, converts these polymers into glucose, xylose, and other sugars, which are subsequently fermented into ethanol by bacteria such as Saccharomyces cerevisiae and Zymomonas mobilis **(Pauly & Keegstra, 2016).** Advances in pretreatment processes, such as steam explosion and acid hydrolysis, have resulted in much higher sugar yields from lignocellulosic materials.

B) Lignin Valorization

Lignin, a complex aromatic polymer, has long been considered a byproduct of biofuel manufacturing. However, recent advancements have focused on lignin valorisation in order to

produce high-value chemicals and biofuels. Thermal and catalytic depolymerization processes can convert lignin into bio-oil, which can then be improved into transportation fuels or utilized as a precursor for bioplastics and resins **(Ragauskas et al., 2014).**

C) Anaerobic Digestion for Biogas

Anaerobic digestion of cell wall components, particularly agricultural leftovers such as straw and maize stover, generates biogas, a mixture of methane and carbon dioxide. The approach involves the microbial breakdown of complex polysaccharides under anaerobic circumstances, providing an efficient way to exploit cell wall biomass while lowering greenhouse gas emissions **(Zhao et al., 2019).**

D) Challenges and Advances

The recalcitrance of lignocellulosic biomass, due to its complex structure and lignin content, remains a significant issue for bioenergy production. However, advancements in genetic engineering and enzyme technology are resolving these concerns. Modifying lignin production pathways in plants, for example, might reduce lignin content or change its composition, thereby improving digestibility. Similarly, developing cellulases with greater efficiency and stability has increased the economic viability of enzymatic hydrolysis **(Kumar & Wyman, 2009).**

Bioproducts Production

Plant cell walls contain a high concentration of biopolymers such as cellulose, hemicellulose, pectin, and lignin, which are valuable raw materials for the manufacturing of a variety of bioproducts. These renewable materials are increasingly being used as environmentally friendly alternatives to petrochemical-based products in industries such as packaging, construction, medicines, and personal care.

A) Cellulose-Based Bioproducts

Cellulose, the most prevalent biopolymer, has numerous commercial applications due to its mechanical strength, biodegradability, and chemical adaptability. Bioplastics, textiles, and coatings are made from derivatives such as cellulose acetate and carboxymethyl cellulose **(Klemm et al., 2005).** Nanocellulose, generated through chemical or enzymatic processing, has emerged as a high-value product for a wide range of applications, including lightweight composites and biomedical devices **(Habibi et al. 2010).**

B) Hemicellulose and Pectin Applications

Hemicellulose, a heteropolysaccharide, is used to create biofilms, hydrogels, and adhesives. Its water-soluble nature makes it suitable for food packaging and pharmaceutical delivery systems. Similarly, pectin, a galacturonic acid-rich polysaccharide, is commonly employed as a gelling agent in food and pharmaceuticals. Pectin's biocompatibility allows it to be used as a prebiotic and in medication delivery systems **(Ebringerová et al., 2005).**

C) Lignin-Derived Bioproducts

The pulp and paper industry, as well as lignocellulosic biorefineries, produce lignin, a complex aromatic polymer. Recent research has concentrated on its application in high-value goods such as carbon fibers, phenolic resins, and antioxidants. Lignin-derived vanillin and other phenolic chemicals are being investigated for use in food, cosmetics, and pharmaceuticals **(Ragauskas et al., 2014).**

D) Composite Materials and Packaging

Blending cell wall-derived materials with polymers has resulted in the creation of biodegradable, lightweight composite materials. For example, lignin and cellulose are added to bioplastics to improve mechanical qualities and minimize reliance on petroleum-based materials. These composites are increasingly being used in packaging, automotive components, and building materials **(Yang et al., 2020).**

Plant Genetic Engineering

Plant genetic engineering has emerged as an effective approach for modifying and improving cell wall characteristics in biotechnological and industrial applications. Researchers hope to increase plant biomass processing, stress tolerance, and higher-value bioproducts by targeting genes involved in cell wall production, modification, and control. These improvements are essential for establishing long-term solutions in agriculture, bioenergy, and materials research.

A) Engineering Cell Wall Composition

Plant cell walls' mechanical strength and degradability are determined by their complex structure, which includes cellulose, hemicellulose, pectin, and lignin. Genetic engineering enables the precise alteration of these components to customize cell wall characteristics to specific applications.

- **Cellulose**: Altering cellulose synthase genes (CESA) can alter cellulose concentration and crystallinity, affecting cell wall digestibility and mechanical strength. Overexpression of specific CESA genes, for example, has been demonstrated to boost cellulose content in crops such as rice and poplar, making them more useful for bioenergy generation **(Wang et al., 2016).**
- **Lignin**: Reducing lignin content or developing its monomer makeup improves the digestion of lignocellulosic biomass. Downregulation of enzymes such as cinnamyl alcohol dehydrogenase (CAD) or caffeic acid O-methyltransferase (COMT) can reduce lignin deposition, allowing for more efficient enzymatic hydrolysis for biofuel production **(Vanholme et al. 2013).**
- **Hemicellulose and Pectin**: Modifying hemicellulose biosynthesis genes, such as xylan synthase (IRX10) or pectin biosynthetic pathways, might increase cell wall flexibility and degradability, making them more appropriate for industrial use **(Gomez et al., 2014).**

B) Enhancing Plant Biomass Production

Engineering cell wall regulatory genes can increase overall plant biomass yield, which is essential for biorefineries. Overexpression of transcription factors such as KNAT7 and NST1 has been found to enhance secondary cell wall production, hence increasing lignocellulosic biomass **(Hussey et al. 2013).**

C) Stress Tolerance through Cell Wall Engineering

Plant cell walls play an important role in stress responses, acting as a protective barrier against pathogens and environmental disturbances. Genetic modifications to cell wall components can improve stress tolerance. For example, overexpressing suberin biosynthetic genes in roots enhances drought resilience by lowering water loss **(Enstone et al., 2003).** Similarly, altering cell wall signaling pathways can increase pathogen resistance by strengthening the wall or triggering defense responses **(Bacete et al., 2018).**

D) Applications in Bioproducts and Materials

Plant genetic engineering to develop tailored cell wall components helps to generate high-value bioproducts. Modifying lignin biosynthesis pathways, for example, can result in plants having lignin that can be used to create carbon fiber or extracted chemically. Engineering cellulose characteristics can enhance the quality of products such as paper, textiles, and bioplastic **(Ragauskas et al., 2014).**

Industrial Applications of Cell Wall

Cell walls, made up of polysaccharides, proteins, and structural polymers, are essential in biofuels, food, pharmaceuticals, and biomaterials. They enable biofuel generation, improve food texture, promote medicinal uses, and provide environmentally friendly packaging options. Advances in cell wall engineering drive environmental friendly products, such as renewable energy, bioprocessing, and sustainable industrial solutions.

Paper and pulp industry

Plant cell walls are used extensively in the paper and pulp industry to make a variety of paper products, packaging materials, and specialty papers. The properties of the final paper products are determined by the cell wall components, which are primarily cellulose, hemicellulose, and lignin. They also influence the efficiency of pulping and bleaching processes. Advances in biotechnology have led to the development of enzyme-assisted procedures, lignin valorization, and sustainable raw material usage, making the sector more eco-friendly and cost-effective.

A) Cellulose as the Core Component

Cellulose, the most common polysaccharide in plant cell walls, acts as the primary structural component in paper manufacture. It adds strength, flexibility, and durability to paper goods. Pulping techniques remove lignin and hemicellulose from wood and non-wood sources (such as bamboo, hemp, and agricultural unused portions) before extracting cellulose.

- The most often used procedure, Kraft pulping, uses alkaline chemicals to remove lignin from cellulose fibers, resulting in higher fiber quality and yield **(Sixta, 2006).**
- Mechanical pulping preserves more lignin, resulting in weaker but bulkier paper appropriate for newspaper and packing **(Bajpai, 2018).**

B) Enzyme-Assisted Pulping and Bleaching

Biotechnological breakthroughs have offered enzyme-based methods to improve pulping and bleaching while lowering environmental effect. Laccases, xylanases, and cellulases are used to degrade lignin and hemicellulose, which aids in fiber liberation and improves paper quality.

- Xylanases break down hemicellulose, improving pulp brightness and reducing chlorine-based bleaching requirements **(Bajpai, 2012).**
- Laccases and peroxidases aid in lignin modification, making it easier to remove during pulping **(Rodríguez Couto & Toca Herrera, 2006).**

C) Lignin Valorization and By-Products

Lignin, a significant byproduct of the pulp industry, has long been considered waste. However, new biotechnological technologies are investigating lignin valorisation for biofuels, adhesives, and carbon-based products.

- Lignin-derived biopolymers can replace synthetic resins in composite materials, reducing dependency on petroleum-based products **(Gosselink et al., 2010).**
- Enzymatic and microbial treatments can convert lignin into valuable phenolic compounds used in pharmaceuticals and bioplastics **(Ragauskas et al., 2014).**

D) Sustainable Fiber Sources and Recycling

The growing demand for sustainable paper production has resulted in increased use of recycled fibers and non-wood plant sources. Biotechnological developments boost fiber recovery, decrease energy use, and improve paper quality.

- Enzymatic deinking processes improve the efficiency of paper recycling, reducing the need for harsh chemicals **(Singh et al., 2015).**
- Alternative fiber sources, such as agricultural residues and fast-growing grasses, provide sustainable feedstocks, decreasing deforestation pressure **(Klemm et al., 2005).**

Textile Industry

The textile industry makes considerable use of plant cell walls as a source of natural fibers for fabric making. Cellulose, the fundamental structural component of plant cell walls, is essential for textile production, including cotton, linen, hemp, and regenerated cellulose fibers such as rayon and lyocell. Advances in biotechnology have improved fiber processing, dyeing procedures, and sustainability efforts, lowering environmental impact while boosting fabric quality and utility.

A) Natural Cellulose Fibers in Textiles

Plant-based textile fibers, usually made of cellulose, are widely utilized due to their breathability, biodegradability, and durability. The most prominent natural fibers in the industry are:

- **Cotton** (*Gossypium spp.*): The most commonly used natural fiber, composed of nearly pure cellulose, valued for its softness, durability, and moisture absorption properties **(Chen et al., 2013).**
- **Flax (Linen)** (*Linum usitatissimum*): Contains high cellulose content and long fibers, providing strength and longevity in fabrics **(Liu et al., 2015).**
- **Hemp** (*Cannabis sativa*): A sustainable fiber source with high tensile strength, requiring minimal pesticides and water for cultivation **(Ranalli & Venturi, 2004).**

B) Regenerated Cellulose Fibers

Biotechnological breakthroughs have permitted the manufacturing of regenerated cellulose fibers from wood pulp and agricultural trash, providing an environmentally benign alternative to synthetic textiles.

- **Rayon (Viscose):** Produced by dissolving cellulose in a chemical solution and reforming it into fibers, widely used in fashion textiles **(Eichhorn et al., 2001).**
- **Lyocell (Tencel):** Manufactured using a closed-loop solvent system, reducing chemical waste and offering a sustainable alternative to rayon **(Zhao et al., 2007).**

C) Enzyme-Assisted Fiber Processing

Enzymatic treatments have replaced traditional harsh chemical methods in fiber manufacturing, increasing efficiency while lowering environmental effect.

- **Bio-scouring:** Pectinases and cellulases remove impurities from raw cotton, reducing the need for alkaline treatments and improving fabric softness **(Cavaco-Paulo & Gubitz, 2003).**
- **Bio-polishing:** Cellulases remove loose fibers from the fabric surface, enhancing smoothness and preventing pilling **(Araujo et al., 2008).**
- **Enzymatic bleaching:** Laccases and peroxidases provide eco-friendly alternatives to chlorine-based bleaching, improving fabric brightness while reducing water pollution **(Santos et al., 2005).**

D) Sustainable Dyeing and Finishing Technologies

The use of cell wall-derived enzymes has transformed textile dyeing and finishing processes, lowering chemical and energy use.

- **Laccase-assisted dyeing:** Fungal laccases facilitate natural dye fixation on cellulosic fibers, improving colorfastness and reducing toxic dye waste **(Mendonça et al., 2008).**
- **Enzymatic denim finishing:** Cellulases replace pumice stones in stonewashing processes, providing a softer and more sustainable alternative for denim fading **(Bari et al., 2009).**

E) Biodegradable and Sustainable Innovations

With rising worries about synthetic fiber contamination, cell wall-derived fibers are playing an increasingly important role in sustainable textile development.

- **Bacterial cellulose fibers:** Produced by *Acetobacter xylinum*, bacterial cellulose offers superior mechanical strength and water retention properties, useful for medical textiles and eco-friendly fabrics **(Jonas & Farah, 1998).**
- **Blended fibers:** Combining plant-based fibers (e.g., hemp-cotton or bamboo-rayon) improves sustainability while maintaining performance and comfort **(Wang et al., 2013).**

Food Industry

Plant cell walls have an important role in the food industry, including nutritional fiber, functional ingredients, texturizing agents, and stabilizers. Plant cell wall components, which are mostly composed of cellulose, hemicellulose, pectin, and lignin, help to improve the texture, stability, and nutritional content of foods. Biotechnology advancements have made it possible to extract, modify, and apply these biopolymers to a variety of food products, thereby boosting their health benefits, functionality, and sustainability.

A) Dietary Fiber and Functional Ingredients

Dietary fiber, generated from plant cell walls, improves digestive health and lowers the risk of chronic diseases. It is divided into two major types:

- **Soluble fiber**: Found in pectin, β-glucans, and certain hemicelluloses, soluble fiber forms gels in water, aiding in cholesterol reduction and blood sugar regulation **(Brennan & Cleary, 2005).**
- **Insoluble fiber**: Composed mainly of cellulose and lignin, it adds bulk to the diet, improving bowel movements and preventing constipation **(Elleuch et al., 2011).**

Plant-derived fibers are often used in food compositions to improve texture, moisture retention, and stability. Notable applications include:

- **Citrus and apple pectin**, which act as gelling agents in jams, jellies, and confectionery **(Sila & Van Buggenhout, 2010).**

- **Cereal β-glucans (from oats and barley)**, which are used in functional foods for their cholesterol-lowering properties **(Tosh, 2013).**
- **Hemicelluloses from wheat and maize**, which serve as emulsifiers and stabilizers in baked goods and dairy products **(Courtin & Delcour, 2002).**

B) Plant Cell Wall Polysaccharides as Food Additives

Polysaccharides derived from plant cell walls are commonly used as food additives to enhance texture, viscosity, and shelf life. Some major applications include:

- **Pectin**, which functions as a thickener and gelling agent in dairy products, fruit-based desserts, and beverages **(May, 1990).**
- **Xanthan gum**, produced by *Xanthomonas campestris* fermentation of plant-derived carbohydrates, which stabilizes sauces, dressings, and gluten-free bakery products **(Garcia-Ochoa et al., 2000).**
- **Guar gum**, derived from *Cyamopsis tetragonoloba* seeds, which enhances viscosity in soups, ice creams, and baked goods **(Mudgil et al., 2014).**

C) Plant Cell Walls in Meat and Dairy Alternatives

The growing demand for plant-based meat and dairy alternatives has led to an increase in the use of cell wall-derived components that replicate the texture and mouthfeel of animal products. Examples include:

- **Cellulose and hemicellulose fibers**, which improve the texture and bite of plant-based meat substitutes by enhancing water-holding capacity and elasticity **(Cornet et al., 2021).**
- **Pectin and alginates**, which contribute to the creaminess and stability of dairy-free yogurts, cheeses, and beverages **(McClements, 2020).**
- **Soy and pea fiber**, which provide structural integrity in plant-based burger patties and sausages **(Schreuders et al., 2021).**

D) Prebiotics and Gut Health

Prebiotic fibers generated from plant cell walls help to maintain beneficial gut flora, which promotes digestive and immunological health. Important examples include:

- **Arabinoxylans** from cereal bran, which enhance gut microbiota diversity and contribute to metabolic health **(De Paepe et al., 2020).**
- **Inulin and fructooligosaccharides (FOS)**, extracted from chicory root and other plants, which serve as prebiotic ingredients in functional foods **(Slavin, 2013).**
- **Galactomannans** from legumes, which function as prebiotics and enhance gut health **(Gibson et al., 2017).**

E) Biotechnology Applications in Food Processing

Enzymatic modification of plant cell wall components is now possible, thanks to biotechnological advancements, which improves food processing efficiency and quality. Notable applications include:

- **Enzymatic hydrolysis of pectin**, which enhances juice yield and clarity in fruit juice processing **(Seshadri et al., 2009).**

- **Cellulase and hemicellulase enzymes**, which improve the softness and shelf life of bread and baked goods **(Kuhad et al., 2011).**
- **Laccase enzymes**, which help stabilize beverages by removing phenolic compounds responsible for cloudiness in wine and beer **(Osma et al., 2010).**

Animal Feed Industry

Plant cell walls are an important resource in the animal feed industry, as they provide fiber, energy, and functional elements that affect animal digestion, development, and overall health. Plant cell wall components, which are predominantly made up of cellulose, hemicellulose, lignin, and pectins, affect nutrient availability, fermentation efficiency, and gut microbiota composition in livestock and poultry. Biotechnology advancements have increased the usage of these structural polysaccharides, hence boosting feed digestibility, efficiency, and sustainability.

A) Role of Plant Cell Walls in Animal Nutrition

Plant cell walls make up a considerable amount of cattle feed, especially in diets based on forage, cereal byproducts, and agro-industrial leftovers. Their makeup influences digestion and nutrient absorption.

- **Cellulose and hemicellulose** provide fermentable fiber, supporting microbial activity in the ruminant gut **(Van Soest, 1994).**
- **Lignin** is indigestible and can limit nutrient availability, but selective processing can enhance its usability in feed **(Jung & Allen, 1995).**
- **Pectin**, found in beet pulp and citrus pulp, is a readily fermentable fiber source that improves gut health and energy supply **(Hall et al., 1998).**

B) Ruminant Nutrition and Fiber Utilization

Ruminants, including cattle, sheep, and goats, use microbial fermentation to break down plant cell walls in the rumen. The digestibility of fiber-rich feed is determined by its cell wall composition:

- **Forage crops like alfalfa and grasses** are primary sources of structural carbohydrates in ruminant diets **(Mertens, 1997).**
- Neutral detergent fiber (NDF) and acid detergent fiber (ADF) analyses help determine fiber digestibility and energy availability in feeds (Van Soest et al., 1991).
- **Cellulolytic bacteria, such as *Ruminococcus flavefaciens***, degrade cellulose and hemicellulose, producing volatile fatty acids (VFAs) that serve as an energy source **(Weimer, 1996).**

C) Enzymatic Processing to Improve Feed Efficiency

Enzymatic treatment of plant-based feed components improves nutrient availability by reducing cell wall barriers:

- **Cellulases and xylanases** improve fiber digestibility in monogastric diets by degrading cellulose and hemicellulose **(Bedford & Schulze, 1998).**
- **Pectinases aid in releasing soluble fiber**, enhancing energy utilization from citrus and sugar beet pulp **(Yu et al., 2017).**
- **Laccase and peroxidase enzymes** help degrade lignin, improving feed efficiency in ruminants **(Zhao et al., 2018).**

Pharmaceutical Industry

Plant cell walls are a valuable resource in the pharmaceutical business, including bioactive polysaccharides, nanocarriers for drug delivery, and excipients for formulation. Plant cell wall components, which are mostly composed of cellulose, hemicellulose, pectin, and lignin, are frequently used due to their biocompatibility, biodegradability, and functional characteristics. Advances in biotechnology have made it possible to extract, modify, and apply these biopolymers for improved drug delivery, wound healing, and therapeutic applications.

A) Polysaccharides as Pharmaceutical Excipients

- Excipients generated from plant cell walls serve an important role in drug formulation by increasing the stability, bioavailability, and controlled release of active pharmaceutical ingredients (APIs). Examples include:
- **Cellulose derivatives**, such as microcrystalline cellulose (MCC) and hydroxypropyl methylcellulose (HPMC), which serve as tablet binders, disintegrants, and controlled-release agents **(Rowe et al., 2009).**
- **Pectin**, obtained from citrus peels and apple pomace, used as a stabilizer and film-forming agent in drug delivery systems **(Sriamornsak, 2011).**
- **Xanthan gum and guar gum**, which function as viscosity enhancers in liquid formulations and controlled-release matrices **(Patel & Patel, 2007).**

B) Cellulose-Based Drug Delivery Systems

Cellulose and its derivatives have received a lot of attention as drug carriers because of their biodegradability, stability, and ability to encapsulate both hydrophobic and hydrophilic medicines. Notable applications include:

- **Nanocellulose-based drug carriers**, which improve solubility and controlled release of poorly soluble drugs **(Thomas et al., 2018).**
- **Cellulose acetate phthalate (CAP)**, used as an enteric coating to protect drugs from gastric acid degradation **(Bodmeier & Chen, 1990).**
- **Bacterial cellulose membranes**, which serve as transdermal drug delivery patches for sustained release formulations **(Sulaeva et al., 2015).**

C) Pectin and Hemicellulose in Targeted Drug Delivery

Pectin and hemicellulose polysaccharides are commonly employed for targeted medication delivery, particularly in colon-specific drug release:

- **Pectin-based coatings**, which protect drugs from gastric digestion and enable release in the colon for the treatment of inflammatory bowel disease (IBD) **(Lopes et al., 2017).**
- **Xyloglucan and arabinoxylan-based carriers**, which enhance mucosal adhesion and improve drug bioavailability **(Thakur et al., 2019).**

D) Plant Cell Wall-Derived Wound Healing and Biomedical Materials

Plant cell wall-derived materials are widely employed in wound healing, tissue engineering, and biomedical applications because of their biocompatibility and capacity to promote cell development. Some significant examples are:

- **Bacterial cellulose wound dressings**, which provide a moist environment, promote healing, and reduce bacterial infections **(Helenius et al., 2006).**
- **Chitosan-cellulose hybrid hydrogels**, which enhance tissue regeneration and antimicrobial activity **(Jayakumar et al., 2011).**
- **Lignin-based biomaterials**, which exhibit antioxidant and antimicrobial properties beneficial for wound healing **(Domínguez-Robles et al., 2020).**

E) Prebiotic and Immunomodulatory Applications

Plant cell wall polysaccharides operate as prebiotics and immunomodulatory agents, promoting gut health and immunological function.

- **Arabinoxylans from wheat and oat bran**, which promote beneficial gut microbiota and have anti-inflammatory effects **(Broekaert et al., 2011).**
- **β-Glucans from cereal and fungal cell walls**, which enhance immune response and are used in cancer therapy and vaccine adjuvants **(Chan et al., 2009).**
- **Galactomannans from guar gum**, which act as prebiotics and improve gut microbiome balance **(De Marco et al., 2020).**

F) Lignin and Phenolic Compounds in Pharmaceutical Applications

Lignin, a complex polyphenolic component of plant cell walls, has received attention for its antioxidant, antibacterial, and drug carrier characteristics.

- **Lignin nanoparticles (LNPs)**, which serve as carriers for anticancer drugs due to their high biocompatibility and controlled-release properties **(Figueiredo et al., 2021).**
- **Lignin-derived polyphenols**, which exhibit antimicrobial and anti-inflammatory activities, making them useful in pharmaceutical formulations **(Li et al., 2018).**

Cosmetic Industry

Plant cell walls are a rich resource for the beauty industry, containing bioactive chemicals, stabilizers, and novel delivery mechanisms. Plant cell wall components, which are generally made up of cellulose, hemicellulose, pectin, and lignin, are commonly used in skincare, haircare, and personal care products. These biopolymers help to moisturise, anti-age, and preserve compositions while also promoting the industry's shift to sustainable, plant-based chemicals. Biotechnology advancements have improved the extraction and manipulation of these chemicals, making them more useful in cosmetic applications.

A) Cellulose-Based Ingredients in Cosmetics

Cellulose and its derivatives are commonly used in cosmetics due to their film-forming, emulsifying, and texturizing capabilities. These biocompatible, non-toxic polymers increase product stability and sensory appeal.

- **Microcrystalline cellulose (MCC)** serves as a texturizer and thickening agent in creams and lotions **(Sundrarajan et al., 2018).**
- **Hydroxypropyl methylcellulose (HPMC)** functions as a gelling and film-forming agent in skincare products **(Morais et al., 2020).**
- **Cellulose nanofibers (CNF) and nanocrystals (CNC)** improve emulsion stability and enhance the mechanical properties of cosmetic formulations **(Dufresne, 2013).**

B) Pectin and Hemicellulose for Skin Hydration and Protection

Pectin and hemicellulose-derived polysaccharides have hydrating and protecting characteristics, making them indispensable in skincare compositions.

- **Pectin-based hydrogels** act as natural moisturizers and skin conditioners, improving hydration and elasticity **(Volpi et al., 2017).**
- **Xyloglucan and arabinoxylan** enhance skin barrier function by forming a protective biofilm that reduces transepidermal water loss **(Gomes et al., 2021).**
- **Hyaluronic acid-like properties of modified pectin** support anti-aging formulations by promoting skin hydration and collagen synthesis **(Gutiérrez et al., 2019).**

C) Lignin and Phenolic Compounds as UV Protectants and Antioxidants

Lignin and phenolic chemicals found in plant cell walls have inherent antioxidant and UV-protective capabilities, making them appropriate for sunscreens and anti-aging products.

- **Lignin nanoparticles (LNPs)** act as biodegradable UV filters, replacing synthetic sunscreens that can be harmful to marine ecosystems **(Chung et al., 2020).**
- **Phenolic acids and flavonoids** from lignin scavenge free radicals, reducing oxidative stress and delaying skin aging **(Mwaurah et al., 2020).**
- **Tannins from plant cell walls** have anti-inflammatory and antimicrobial effects, supporting acne and sensitive skin treatments **(Panzella & Napolitano, 2019).**

D) Plant Cell Wall Polysaccharides in Hair care

Plant-derived polysaccharides enhance hair structure, hydration, and protection in shampoos, conditioners, and styling treatments.

- **Cationic cellulose derivatives**, such as hydroxyethylcellulose, enhance hair conditioning and detangling effects **(Tainaka et al., 2022).**
- **Pectin-based biopolymers** provide film-forming and curl-defining properties in styling gels and serums **(Gomes et al., 2021).**
- **Lignin and flavonoid-rich extracts** protect hair from environmental damage by neutralizing oxidative stress caused by UV rays and pollution **(Ribeiro et al., 2015).**

E) Biodegradable and Sustainable Cosmetic Formulations

As sustainability becomes a priority in the cosmetic industry, plant cell wall-derived ingredients are replacing synthetic additives:

- **Cellulose-based biodegradable exfoliants** serve as eco-friendly alternatives to microplastics in facial scrubs and cleansers **(Jastrzębska et al., 2020).**
- **Hemicellulose-derived emulsifiers**, such as arabinoxylans, replace petroleum-based stabilizers in creams and lotions **(Morais et al., 2020).**
- **Lignin-based preservatives** exhibit antimicrobial activity, reducing the need for synthetic preservatives in cosmetics **(Ge et al., 2021).**

Challenges and Future Perspectives

Limitations of Current Cell Well Modification Techniques

Modifying plant cell walls is vital for increasing their industrial applications in biotechnology, food, medicines, and material science. Several chemical, enzymatic, and genetic modification

approaches have been developed to change the content, structure, and activity of cell walls. However, these methods have significant limitations, including efficiency, specificity, cost, and potential environmental effect. Understanding these obstacles is essential for building more long-term and effective cell wall engineering solutions.

A) Chemical Modification Limitations

Chemical modifications, such as acid or alkaline treatments, oxidation, and esterification, are routinely used to change cell wall characteristics. However, there are substantial downsides to these strategies.

- **Lack of Selectivity:** Chemical treatments often modify multiple components of the cell wall, leading to undesired structural changes **(Sun et al., 2016).**
- **Degradation of Biomaterials:** Harsh chemicals can degrade cellulose and hemicellulose, reducing the yield of functionalized materials **(Habibi et al., 2010).**
- **Environmental Concerns:** Many chemical modification processes generate hazardous waste, raising concerns about sustainability and disposal **(Li et al., 2018).**
- **High Energy Consumption:** Some chemical processes, such as oxidation and acetylation, require high temperatures and prolonged reaction times, increasing energy costs **(Zhao et al., 2021).**

B) Enzymatic Modification Limitations

Compared to chemical approaches, enzymatic modification provides more selectivity and softer reaction conditions; yet, it has many limitations:

- **High Cost of Enzymes:** Many enzymes required for cell wall modification, such as cellulases and pectinases, are expensive to produce and purify **(Menezes et al., 2019).**
- **Slow Reaction Rates:** Enzymatic processes are often slower than chemical treatments, limiting their industrial scalability **(Chen et al., 2020).**
- **Limited Substrate Accessibility:** The dense and complex structure of plant cell walls can hinder enzyme penetration, reducing modification efficiency **(Zhang et al., 2018).**
- **Enzyme Stability Issues:** Many enzymes have limited stability under industrial conditions, requiring optimization to improve their durability and reusability **(Kumar et al., 2021).**

C) Genetic Engineering Limitations

Genetic editing techniques, including as CRISPR-Cas9 and RNA interference (RNAi), have been utilized to modify cell wall composition at the molecular level. However, these techniques encounter a number of problems.

- **Complex Regulation of Cell Wall Biosynthesis:** Plant cell wall synthesis involves multiple genes and regulatory pathways, making targeted modifications difficult **(Loqué et al., 2015).**
- **Unintended Side Effects:** Genetic modifications can affect plant growth, development, and resistance to environmental stress, leading to trade-offs between improved cell wall properties and plant viability **(Eudes et al., 2014).**
- **Regulatory and Ethical Concerns:** The use of genetically modified organisms (GMOs) is subject to strict regulations, limiting commercial adoption and public acceptance **(Napier et al., 2019).**

- **Long Development Time:** Genetic modifications often require multiple breeding cycles and extensive testing to ensure stability and efficacy **(Bajpai et al., 2020).**

D) Physical Modification Limitations

Mechanical milling, ultrasound, and high-pressure homogenization are employed to modify cell wall structures for usage in bio-based products and nanocellulose synthesis. However, these techniques do have constraints:

- **Energy-Intensive Processes:** Many physical treatments require high energy input, making them less sustainable for large-scale applications **(Agarwal et al., 2018).**
- **Lack of Precision:** Physical methods primarily disrupt cell walls rather than selectively modifying specific components, which can lead to heterogeneous products **(Zhao et al., 2021).**
- **Equipment Limitations:** Specialized machinery is required for processes such as ultrasonication and high-pressure homogenization, increasing operational costs **(Klemm et al., 2018).**

Emerging technologies for cell wall engineering

Cell wall engineering is a dynamic field driven by breakthroughs in biotechnology, material science, and sustainable chemistry. These emerging technologies are transforming the potential applications of plant biomass, addressing existing limitations in cell wall modification, and offering new possibilities for industries such as food, pharmaceuticals, cosmetics, and biofuels. By improving the precision, efficiency, and sustainability of these processes, these innovations are enabling better utilization of plant-based resources in industrial contexts. Below are several promising emerging technologies in the field of cell wall engineering.

A) Gene Editing: CRISPR-Cas9 for Cell Wall Modification

CRISPR-Cas9 has revolutionized genetic engineering by providing precise and efficient tools for modifying plant genes related to cell wall biosynthesis. This technology allows for targeted alterations in the structure and composition of plant cell walls, enabling optimization for various industrial applications.

- **Targeted Gene Modification:** The CRISPR-Cas9 system can be used to knock out or overexpress genes responsible for the biosynthesis of cellulose, hemicellulose, and lignin. By adjusting these gene pathways, it is possible to modify traits such as biomass yield, digestibility, or pest resistance, which are vital for improving the use of plant materials in biofuel production and other applications **(Zhang et al., 2020).**
- **Synthetic Biology for Pathway Engineering:** In addition to modifying single genes, CRISPR tools can be used to redesign entire metabolic pathways, enabling the production of new biopolymers or enhancing the functionality of existing plant cell wall components. For example, overexpressing enzymes like xylanases or pectinases can lead to the development of modified hemicelluloses or pectins with improved properties **(Liu et al., 2021).**

Challenges: While the potential of CRISPR-Cas9 is vast, challenges remain, including optimizing delivery systems for gene editing and ensuring the stability of these genetic modifications over multiple generations. Furthermore, concerns surrounding the regulation and ethical implications of genetically modified organisms (GMOs) may limit the large-scale adoption of these technologies (Wang et al., 2020).

B) Enzyme Engineering for Cell Wall Modification

Enzyme-based approaches are keys to modifying plant cell walls due to their high specificity, mild reaction conditions, and sustainable nature. Recent advancements in enzyme engineering have enabled the creation of more efficient and tailored enzymes for breaking down and modifying the complex polysaccharides that make up plant cell walls.

- **Designer Enzymes:** Advances in protein engineering allow for the development of designer enzymes that selectively act on specific plant cell wall components. These enzymes, such as cellulases, hemicellulases, and laccases, can modify the structure of cellulose and lignin, enhancing their breakdown for biofuels or improving their functionality in the production of biocomposites **(Zhao et al., 2021).**
- **Multienzyme Systems:** To efficiently degrade and modify the various components of plant cell walls, researchers are designing multienzyme systems. These systems, which combine different enzymes like cellulases, xylanases, and laccases, mimic natural plant degradation processes and enable more effective utilization of plant biomass **(Wang et al., 2018).**

Challenges: Despite the promise of enzyme engineering, the high cost of producing tailored enzymes on a large scale and their potential instability under industrial conditions present major hurdles. Additionally, the inherent complexity and heterogeneity of plant cell walls can limit enzyme efficiency (Kumar et al., 2021).

C) Nanotechnology for Enhancing Cell Wall Properties

Nanotechnology is emerging as a powerful tool for modifying and enhancing plant cell wall properties. Nanomaterials such as nanoparticles, nanocellulose, and cellulose nanocrystals (CNCs) offer unique mechanical, chemical, and optical properties that can be harnessed to reinforce plant cell walls and develop novel materials for industrial applications.

- **Cellulose Nanocrystals (CNCs) and Nanofibers:** CNCs and cellulose nanofibers, derived from plant cell walls, have exceptional mechanical strength and can be incorporated into biocomposites, coatings, and drug delivery systems. These materials enhance the performance of industrial products while being derived from renewable resources **(Habibi et al., 2020).**
- **Functional Additives for Industrial Products:** Nanocellulose can serve as a functional additive in a range of products, including food, pharmaceuticals, and cosmetics. It can improve the texture, stability, and bioavailability of these products. Additionally, CNCs can be used as efficient carriers for bioactive compounds, enabling controlled and targeted release of ingredients like vitamins, antioxidants, and antimicrobial agents **(Vartiainen et al., 2020).**

Challenges: One of the primary challenges facing the widespread use of nanocellulose is the high energy consumption and cost of production. Additionally, the environmental impact and potential toxicity of nanoparticles need careful assessment to ensure the safe and sustainable use of nanomaterials **(Zhu et al., 2020).**

D) Synthetic Biology and Metabolic Pathway Engineering

Synthetic biology involves the redesign of biological systems to achieve desired outcomes, including the optimization of plant cell walls for specific industrial applications. By reprogramming the metabolic pathways involved in cell wall biosynthesis, researchers can create plants with tailored cell wall compositions.

- **Optimizing Pathways for Cell Wall Components:** Using synthetic biology tools, researchers can optimize biosynthetic pathways to enhance the production of cellulose, hemicellulose, and

lignin. These modifications can lead to plants with improved properties, such as greater digestibility or enhanced resistance to environmental stress **(Liu et al., 2021).**

- **Microbial Engineering for Cell Wall Production:** In addition to modifying plants, synthetic biology also enables the engineering of microorganisms like yeast and bacteria to produce plant-like cell wall components. For example, genetically modified bacteria can be used to produce cellulose for bioplastics, providing an alternative source of biopolymers **(Ishii et al., 2020).**

Challenges: The complexity of plant metabolic pathways and the difficulty in transferring these pathways to microorganisms presents challenges in synthetic biology. Moreover, optimizing the production and scaling of engineered cell wall components remains an area of active research **(Liu et al., 2021).**

Possible applications of cell walls in future industries

The use of plant cell walls as a resource for industrial applications is rapidly expanding, driven by advances in biotechnology and material science. As sustainability becomes increasingly important across industries, plant cell wall components offer a renewable and eco-friendly alternative to conventional materials. With the ongoing development of new technologies, the potential applications of plant cell walls are set to transform industries such as packaging, bioenergy, pharmaceuticals, agriculture, and textiles. Below are some key future applications for plant cell walls across different sectors.

A) Eco-friendly Packaging Materials

As the demand for sustainable packaging grows, plant-based materials are emerging as viable alternatives to plastic. Cellulose, a major component of plant cell walls, is already used in some packaging, and innovations in processing techniques are expected to expand its application.

- **Biodegradable Packaging:** Cellulose and hemicellulose can be transformed into biodegradable films that serve as alternatives to single-use plastics. These materials are renewable, biodegradable, and suitable for food packaging, contributing to reduced plastic waste. Research is focused on improving the properties of these films, such as their strength, barrier capabilities, and moisture resistance (Klemm et al., 2020).
- **Coatings and Films:** Plant-derived cellulose films are also being explored as coatings for food, pharmaceuticals, and electronics. These films provide natural barriers against oxygen, moisture, and contaminants, extending the shelf life of products while offering a more environmentally friendly alternative to synthetic materials (Habibi et al., 2020).

B) Biofuels and Renewable Energy

Plant biomass is a key resource in the production of biofuels, and plant cell wall components such as cellulose and lignin play a significant role in the efficiency of these processes. As bioenergy technologies advance, the potential for optimizing the use of plant cell walls for biofuel production increases.

- **Next-generation Biofuels:** Cellulose-based biomass is crucial for producing second-generation biofuels. Technologies that break down complex lignocellulosic structures can make biofuel production more efficient and cost-effective. By modifying plant varieties with more easily digestible cell walls, biofuel production can become more sustainable (Bashiri et al., 2021).
- **Sustainable Bioenergy:** Advanced techniques such as enzymatic treatments and ionic liquid processing are being explored to improve the conversion of lignocellulose into ethanol, biodiesel,

or biogas. These innovations can help transition to more sustainable energy sources while reducing dependence on fossil fuels (Liu et al., 2021).

C) Bioplastics and Biocomposites

The global shift towards renewable materials is propelling the development of bioplastics and biocomposites. Plant cell walls, particularly cellulose, are becoming important components in this movement, offering a biodegradable alternative to petroleum-based plastics.

- **Cellulose-based Plastics:** Research into cellulose-based plastics is paving the way for sustainable alternatives to conventional plastic. These bioplastics are lightweight, strong, and biodegradable, making them suitable for a variety of applications, including packaging, automotive components, and consumer products (Zhao et al., 2021).
- **Biocomposites for Sustainable Manufacturing:** Cellulose nanofibers (CNFs) and cellulose nanocrystals (CNCs) are being incorporated into biocomposites to replace synthetic fibers in industries like construction, automotive, and electronics. These materials combine the strength of natural fibers with the benefits of biodegradable and renewable resins, reducing environmental impact (Vartiainen et al., 2020).

Conclusion

Plant cell walls represent a versatile and sustainable resource with immense potential across a wide array of biotechnological and industrial sectors. Their unique composition—comprising cellulose, hemicellulose, lignin, and other polysaccharides—positions them as valuable raw materials for the development of eco-friendly alternatives to conventional, resource-intensive materials. From biodegradable packaging and biofuels to medical applications and agricultural products, the diverse utility of plant cell wall components is becoming increasingly evident as industries seek more sustainable solutions. Advancements in genetic engineering, material science, and biotechnology are accelerating the process of optimizing cell wall properties for specific industrial purposes. Technologies like CRISPR-Cas9, enzyme engineering, nanotechnology, and synthetic biology are enabling more precise and efficient modifications, unlocking new possibilities for improved functionality and scalability. These innovations are paving the way for plant cell walls to be used more effectively, from enhancing biomass conversion in biofuel production to creating high-performance materials for use in a variety of sectors.

While significant progress has been made, challenges related to cost-efficiency, production scalability, and regulatory issues still exist. However, with ongoing research and innovation, these obstacles are likely to be overcome, opening the door to even greater applications. The promise of plant cell walls lies in their renewability, abundance, and biodegradable nature, which align with the growing global demand for sustainable, circular economy solutions. In summary, plant cell walls hold significant potential to transform industries by providing sustainable, renewable, and cost-effective alternatives to conventional materials. As research continues to unlock new methods of harnessing their properties, these natural polymers will play a central role in creating environmentally friendly solutions across various industries, benefiting both the planet and society.

References

1. Agarwal, U. P., Ralph, S. A., & Baez, C. (2018). Nanocellulose: A review of its properties and applications. Carbohydrate Polymers, 181, 191-212.
2. Alvira, P., Tomás-Pejó, E., Ballesteros, M., & Negro, M. J. (2010). Pretreatment technologies for an efficient bioethanol production process based on enzymatic hydrolysis: A review. Bioresource Technology, 101(13), 4851–4861.

3. Araujo, R., Casal, M., & Cavaco-Paulo, A. (2008). Application of enzymes for textile fibers processing. Biocatalysis and Biotransformation, 26(5), 332-349.
4. Bacete, L., Mélida, H., Miedes, E., & Molina, A. (2018). Plant cell wall-mediated immunity: Cell wall changes trigger disease resistance responses. The Plant Journal, 93(4), 614–636.
5. Bacic, A., et al. (1988). "Structure and function of plant cell wall polymers." Plant Physiology, 87(4), 1359-1369.
6. Bajpai, P. (2012). Biotechnology for Pulp and Paper Processing. Springer.
7. Bajpai, P. (2018). Pulp and Paper Industry: Emerging Wastewater Treatment Technologies. Elsevier.
8. Bajpai, P., Bajpai, P. K., & Singh, V. (2020). Genetic engineering for enhanced biomass processing. Biotechnology Advances, 38, 107325.
9. Barros, J., et al. (2015). Role of the laccase-like multicopper oxidase family in lignin polymerization. Current Opinion in Biotechnology, 37, 71–77.
10. Bashiri, M., Hosseini, S. A., & Parsa, M. (2021). Ionic liquid-based pretreatment and enzymatic hydrolysis of lignocellulosic biomass for biofuels. Renewable Energy, 163, 22-30.
11. Bedford, M. R., & Schulze, H. (1998). Exogenous enzymes for pigs and poultry. Nutrition Research Reviews, 11(1), 91-114.
12. Biely, P., Singh, S., & Puchart, V. (2020). Enzymatic degradation of plant polysaccharides for biofuels and chemicals. Current Opinion in Chemical Biology, 56, 107-118.
13. Bodmeier, R., & Chen, H. (1990). Preparation and characterization of microspheres containing the anti-inflammatory agents. Journal of Controlled Release, 12(3), 223-230.
14. Boerjan, W., Ralph, J., & Baucher, M. (2003). Lignin biosynthesis. Annual Review of Plant Biology, 54, 519–546.
15. Bowman, S. M., & Free, S. J. (2006). The structure and synthesis of the fungal cell wall. BioEssays, 28(8), 799-808.
16. Brennan, C. S., & Cleary, L. J. (2005). The potential use of cereal (1→3,1→4)-β-D-glucans as functional food ingredients. Journal of Cereal Science, 42(1), 1-13.
17. Broekaert, W. F., Courtin, C. M., Verbeke, K., Van de Wiele, T., Verstraete, W., & Delcour, J. A. (2011). Prebiotic and other health-related effects of cereal-derived arabinoxylans. Critical Reviews in Food Science and Nutrition, 51(2), 178-194.
18. Brown, B., & Gobler, C. J. (2020). The role of algal polysaccharides in animal nutrition. Journal of Animal Science and Biotechnology, 11(1), 45.
19. Carpita, N., & Gibeaut, D. M. (1993). Structural models of primary cell walls in flowering plants: consistency of molecular structure with the physical properties of the walls during growth. The Plant Journal, 3(1), 1-30.
20. Cavaco-Paulo, A., & Gübitz, G. (2003). Textile Processing with Enzymes. Woodhead Publishing.
21. Chan, G. C., Chan, W. K., & Sze, D. M. (2009). The effects of beta-glucan on human immune and cancer cells. Journal of Hematology & Oncology, 2, 25.
22. Chen, H., et al. (2019). Processing natural fibers for sustainable textile production. Textile Research Journal, 89(3), 520–534.
23. Chen, H., Qi, X., & Zhang, J. (2020). Enzymatic hydrolysis of lignocellulose for bioethanol production. Renewable Energy, 155, 1025-1035.
24. Chung, Y. L., Olsson, J. V., Li, R. J., et al. (2020). Lignin-based sunscreens: A roadmap for UV-protection with sustainable materials. Green Chemistry, 22(9), 2716-2734.
25. Cornet, S. H., Snel, S. J. E., Schreuders, F. K., van der Sman, R. G., & Sagis, L. M. (2021). Thermomechanical processing of plant proteins using shear cell and high-moisture extrusion. Journal of Food Engineering, 288, 110167.
26. Cosgrove, D. J. (2005). "Growth of the plant cell wall." Nature Reviews Molecular Cell Biology, 6(11), 850-861.

27. Courtin, C. M., & Delcour, J. A. (2002). Arabinoxylans and endoxylanases in wheat flour bread-making. Journal of Cereal Science, 35(3), 225-243.
28. De Paepe, E., Taminiau, B., Hill, C., Uytven, E. V., & Lebeer, S. (2020). Arabinoxylans and gut microbiota. Critical Reviews in Food Science and Nutrition, 60(16), 2621-2634.
29. Domínguez-Robles, J., Tarrés, Q., Dominici, F., et al. (2020). Lignin-based hydrogels with antioxidant and antimicrobial properties for wound healing applications. Journal of Materials Chemistry B, 8(17), 3869-3879.
30. Draget, K. I., Smidsrød, O., & Skjåk-Bræk, G. (2005). Alginate-based and pectin-based gels. In Polysaccharides and Polyamides in the Food Industry (pp. 817-852).
31. Duarte, M. E., Tyus, J., & Kim, S. W. (2019). Dietary fiber and prebiotics for swine gut health. Animal Nutrition, 5(3), 331-340.
32. Dufresne, A. (2013). Nanocellulose: From nature to high-performance tailored materials. Walter de Gruyter GmbH & Co KG.
33. Ebringerová, A., Hromádková, Z., & Heinze, T. (2005). Hemicellulose. Advances in Polymer Science, 186, 1–67.
34. Elleuch, M., Bedigian, D., Roiseux, O., Besbes, S., Blecker, C., & Attia, H. (2011). Dietary fiber and fiber-rich by-products of food processing: Characterization, technological functionality and commercial applications. Food Chemistry, 124(2), 411-421.
35. Enstone, D. E., Peterson, C. A., & Ma, F. (2003). Suberin: A biopolymer of plants' interface with the environment. Trends in Plant Science, 8(12), 616–623.
36. Espinosa, E., Rodríguez, A., & Chinga-Carrasco, G. (2019). Nanocellulose-based materials for sustainable applications. Carbohydrate Polymers, 229, 115550.
37. Eudes, A., George, A., Mukerjee, P., et al. (2014). Biosynthesis and functionalization of cell wall polymers for advanced biofuels. Current Opinion in Biotechnology, 26, 159-167.
38. Faulkner, C., et al. (2013). "Plasmodesmata: structure, function, and biogenesis." Plant Physiology, 163(2), 644-658.
39. Ferrari, S., Savatin, D. V., Sicilia, F., Gramegna, G., Cervone, F., & De Lorenzo, G. (2013). Oligogalacturonides: Plant damage-associated molecular patterns and regulators of growth and development. Frontiers in Plant Science, 4, 49.
40. Figueiredo, P., Lintinen, K., Kiriazis, A., et al. (2021). Lignin-based carriers for drug delivery. Acta Biomaterialia, 122, 164-178.
41. Fortunati, E., Luzi, F., Dufresne, A., Torre, L., & Kenny, J. M. (2016). Multifunctional properties of lignocellulosic nanomaterials. Carbohydrate Polymers, 152, 398-417.
42. Frei, M. (2013). Lignin: Characterization of a multifaceted crop component. The Scientific World Journal, 2013, 436517.
43. Fry, S. C. (2017). The growing plant cell wall: chemical and metabolic analysis. The Plant Journal, 91(3), 455–466.
44. Gandini, A. (2008). Polymers from renewable resources: A challenge for the future of macromolecular materials. Macromolecules, 41(24), 9491-9504.
45. Ge, Y., Li, Z., Wang, X., et al. (2021). Antimicrobial lignin-derived nanomaterials for natural preservatives in cosmetics. Carbohydrate Polymers, 258, 117692.
46. Geldner, N. (2013). The endodermis. Annual Review of Plant Biology, 64, 531–558.
47. Gibson, G. R., Hutkins, R., Sanders, M. E., Prescott, S. L., Reimer, R. A., & Salminen, S. J. (2017). The International Scientific Association for Probiotics and Prebiotics (ISAPP) consensus statement on prebiotics. Nature Reviews Gastroenterology & Hepatology, 14(8), 491-502.
48. Gomes, D. C., Carmo, F. A., Leite, L. F. P., et al. (2021). Plant polysaccharides as innovative ingredients in hair and skin care: Current status and future perspectives. International Journal of Biological Macromolecules, 181, 877-890.
49. Gomez, L. D., Steele-King, C. G., & McQueen-Mason, S. J. (2014). Sustainable liquid biofuels from biomass: The writing's on the walls. New Phytologist, 204(1), 21–23.

50. Gosselink, R. J., de Jong, E., Guran, B., & Abächerli, A. (2010). Co-ordination network for lignin—standardisation, production, and applications adapted to market requirements (EUROLIGNIN). Industrial Crops and Products, 20(2), 121-129.
51. Green, P. B., & Hu, M. (2002). "The organization of the primary plant cell wall." Current Opinion in Plant Biology, 5(5), 563-568.
52. Gu, Y., Kaplinsky, N., Bringmann, M., Cobb, A., Carroll, A., Sampathkumar, A., & Persson, S. (2016). Identification of a cellulose synthase-associated protein required for cellulose biosynthesis. PNAS, 113(33), 9085–9090.
53. Gutiérrez, T. J., Goyanes, S., & Bernal, C. (2019). Pectin-based hydrogels for cosmetic applications: Rheological and mechanical properties. Carbohydrate Polymers, 214, 271-280.
54. Habibi, Y., Lucia, L. A., & Rojas, O. J. (2010). Cellulose nanocrystals: chemistry, self-assembly, and applications. Chemical Reviews, 110(6), 3479-3500.
55. Habibi, Y., Mohammadi, P., & Rojas, O. J. (2020). Cellulose nanocrystals: Synthesis, properties, and applications. Biomacromolecules, 21(4), 1073-1092.
56. Haigler, C. H., Ivanova-Datcheva, M., Hogan, P. S., Salnikov, V. V., Hwang, S., Martin, K., & Delmer, D. P. (2012). Carbon partitioning to cellulose synthesis. Plant Molecular Biology, 47(1-2), 29-51.
57. Hall, M. B., Hoover, W. H., Jennings, J. P., & Webster, T. K. (1998). A method for partitioning neutral detergent-soluble carbohydrates. Journal of Dairy Science, 81(11), 3354-3359.
58. Harholt, J., Suttangkakul, A., & Scheller, H. V. (2012). Biosynthesis of pectin. Plant Physiology, 153(2), 384–395.
59. Helenius, G., Bäckdahl, H., Bodin, A., et al. (2006). Bacterial cellulose as a potential scaffold for tissue engineering. Biomaterials, 27(9), 145-151.
60. Himmel, M. E., Ding, S. Y., Johnson, D. K., et al. (2007). Biomass recalcitrance: Engineering plants and enzymes for biofuels production. Science, 315(5813), 804–807.
61. Huang, S., Fan, W., Wang, Y., et al. (2021). Nanocellulose-based delivery systems for cosmetic applications: A review. International Journal of Biological Macromolecules, 191, 1204-1219.
62. Hummel, M., Michud, A., Tanttu, M., Asaadi, S., & Sixta, H. (2015). Ionic liquids in the production of man-made cellulosic fibers: Where do we stand? Cellulose, 22(1), 57-60.
63. Hussey, S. G., Mizrachi, E., Creux, N. M., & Myburg, A. A. (2013). Navigating the transcriptional roadmap regulating plant secondary cell wall deposition. Frontiers in Plant Science, 4, 325.
64. Ishii, Y., Saito, T., & Kondo, T. (2020). Bacterial cellulose production from waste glycerol using engineered Komagataeibacter strains. Applied Microbiology and Biotechnology, 104(8), 3415-3424.
65. Jastrzębska, A. M., Kowalczyk, D., & Gładyszewska, B. (2020). Biodegradable exfoliants from natural polymers as an alternative to microplastics in skincare products. Polymers, 12(10), 2304.
66. Jayakumar, R., Prabaharan, M., Sudheesh Kumar, P. T., et al. (2011). Biomaterials based on chitin and chitosan in wound dressing applications. Biotechnology Advances, 29(3), 322-337.
67. Jha, R., & Berrocoso, J. F. D. (2016). Dietary fiber and gut health in monogastric animals. Animal Nutrition, 2(2), 1-11.
68. Jha, R., & Leterme, P. (2021). Fiber fermentation in the gut and its implications for animal health. Frontiers in Veterinary Science, 8, 623098.
69. Jonas, R., & Farah, L. F. (1998). Production and application of microbial cellulose. Polymer Degradation and Stability, 59(1-3), 101-106.
70. Jones, D. L., Nguyen, C., & Finlay, R. D. (2009). Carbon flow in the rhizosphere: Carbon trading at the soil–root interface. Plant and Soil, 321(1), 5–33.
71. Jones, K. M., Kobayashi, H., Davies, B. W., Taga, M. E., & Walker, G. C. (2019). How rhizobial symbionts invade plants: The Sinorhizobium-Medicago model. Nature Reviews Microbiology, 15(1), 47–60.
72. Jung, H. G., & Allen, M. S. (1995). Characteristics of plant cell walls affecting fiber utilization by ruminants. Journal of Animal Science, 73(9), 2774-2790.

73. Karunanandaa, K., & Varga, G. A. (1996). Colonization of rice straw by white-rot fungi and its impact on ruminal degradation. Animal Feed Science and Technology, 63(1-4), 1-15.
74. Keegstra, K. (2010). Plant cell walls. Plant Physiology, 154(2), 483-486.
75. Keegstra, K., Talmadge, K. W., Bauer, W. D., & Albersheim, P. (1973). The structure of plant cell walls: I. The macromolecular components of the walls of suspension-cultured sycamore cells. Plant Physiology, 51(1), 188–196.
76. Klemm, D., et al. (2011). Nanocelluloses: A new family of nature-based materials. Angewandte Chemie International Edition, 50(24), 5438–5466.
77. Klemm, D., Heublein, B., Fink, H. P., & Bohn, A. (2005). Cellulose: Fascinating biopolymer and sustainable raw material. Angewandte Chemie International Edition, 44(22), 3358-3393.
78. Klemm, D., Heublein, B., Fink, H. P., & Bohn, A. (2011). Cellulose: Fascinating biopolymer and sustainable raw material. Angewandte Chemie International Edition, 50(24), 5438–5466.
79. Klemm, D., Heublein, B., Fink, H. P., & Bohn, A. (2018). Cellulose: Fascinating biopolymer and sustainable raw material. Angewandte Chemie International Edition, 57(34), 10168-10185.
80. Klemm, D., Kramer, F., Moritz, S., et al. (2011). Nanocelluloses: A new family of nature-based materials. Angewandte Chemie International Edition, 50(24), 5438-5466.
81. Kohorn, B. D., & Kohorn, S. L. (2012). The cell wall-associated kinases, WAKs, as pectin receptors. Frontiers in Plant Science, 3, 88.
82. Kooijman, A. M., Veldkamp, A., & Pons, T. L. (2020). Suberin as a protective barrier in plants: The role in soil remediation. Plant, Cell & Environment, 43(3), 614–622.
83. Kuhad, R. C., Gupta, R., & Singh, A. (2011). Microbial cellulases and their industrial applications. Enzyme Research, 2011, 280696.
84. Kumar, R., & Wyman, C. E. (2009). Cellulase and hemicellulase enzymes. Current Opinion in Biotechnology, 20(3), 313–320.
85. Kumar, R., Kamle, M., Mahato, D. K., Lee, K. E., Kang, S. G., & Gupta, V. K. (2019). Enzymes in animal feed industry. Current Protein & Peptide Science, 20(7), 593-601.
86. Lau, J. J., Dale, B. E., & Balan, V. (2021). Engineering plant cell walls for enhanced biomass processing. Current Opinion in Biotechnology, 67, 69-76.
87. Laurens, L. M. L., Markham, J., Templeton, D. W., et al. (2017). Development of algae biorefinery concepts for biofuels and bioproducts. Biofuels, Bioproducts and Biorefining, 11(1), 28-41.
88. Le Gall, H., et al. (2015). Cell wall metabolism in response to abiotic stress. Plants, 4(1), 112–166.
89. Le Gall, H., Philippe, F., Domon, J. M., Gillet, F., Pelloux, J., & Rayon, C. (2015). Cell wall metabolism in response to abiotic stress. Plants, 4(1), 112–166.
90. Li, T., Takkellapati, S., Dong, J., et al. (2018). Lignin as a functional material for biomedical applications. Green Chemistry, 20(18), 4055-4073.
91. Liu, M., Kymäläinen, H. R., Kuisma, R., Sjöberg, A. M., Pehkonen, A., & Laitinen, R. (2015). Textiles and eco-efficiency: A review. Journal of Cleaner Production, 108, 656-670.
92. Liu, Z., Wang, X., & Wu, Z. (2021). Metabolic engineering of plants for improved cell wall composition and bioenergy production. Frontiers in Bioengineering and Biotechnology, 9, 738.
93. Lopes, M. A., Oliveira, D. C. R., & Mazzola, P. G. (2017). Pectin as a promising biomaterial for drug delivery. European Polymer Journal, 93, 295-304.
94. Loqué, D., Scheller, H. V., & Pauly, M. (2015). Engineering of plant cell walls for enhanced biofuel production. Current Opinion in Plant Biology, 25, 151–161.
95. Luna, E., Pastor, V., Robert, J., et al. (2011). Callose deposition: a multifaceted plant defense mechanism. Plant Signaling & Behavior, 6(5), 823–826.
96. Mäkelä, M. R., Hildén, K., & Hatakka, A. (2020). Ionic liquids in the fractionation of lignocellulosic biomass: A review. Bioresource Technology, 308, 123276.
97. Makkar, H. P., Tran, G., Heuzé, V., & Ankers, P. (2014). State-of-the-art on use of insects as animal feed. Animal Feed Science and Technology, 197, 1-33.

98. Mateos, G. G., Jiménez-Moreno, E., Serrano, M. P., & Lázaro, R. P. (2012). Poultry response to high-fiber diets. World's Poultry Science Journal, 68(4), 571-584.
99. Matsakas, L., Christakopoulos, P., & Koutinas, A. A. (2018). Ionic liquids for green extraction and processing of cellulose. Current Opinion in Green and Sustainable Chemistry, 13, 6-12.
100. McCann, M. C., & Carpita, N. C. (2008). Designing the deconstruction of plant cell walls. Current Opinion in Plant Biology, 11(3), 314–320.
101. McCann, M. C., & Roberts, K. (1991). Architecture of the primary cell wall. Plant Cell, 3(10), 1085–1095.
102. McClements, D. J. (2020). Future foods: How modern science is transforming the way we eat. Springer Nature.
103. McQueen-Mason, S. J., & Cosgrove, D. J. (1994). "Expansin mode of action on cell walls." Plant Cell, 6(9), 1697-1705.
104. Mendis, E., Kim, M. M., & Rajapakse, N. (2011). Bioactive properties of marine polysaccharides derived from chitin and chitosan: a review. Carbohydrate Polymers, 84(1), 14-21.
105. Miedes, E., Vanholme, R., Boerjan, W., & Molina, A. (2014). The role of the secondary cell wall in plant resistance to pathogens. Frontiers in Plant Science, 5, 358.
106. Mihranyan, A. (2011). Cellulose from cladophorales green algae: From environmental problem to high-tech composite materials. Journal of Applied Polymer Science, 119(4), 2449-2460.
107. Morais, E. S., Costa, L. F., Medeiros, J. P., et al. (2020). Sustainable hemicellulose-based emulsifiers in cosmetic formulations. Green Chemistry, 22(1), 123-135.
108. Mwaurah, P. W., Kumar, S., Kumar, N., et al. (2020). Phenolic compounds in skin health and aging. Molecules, 25(3), 545.
109. Nakamura, A., Furuta, T., & Watanabe, T. (2021). Understanding the dynamics of plant cell wall polysaccharides for biomass utilization. Annual Review of Plant Biology, 72, 585–610.
110. Napier, J. A., Haslam, R. P., Beaudoin, F., & Cahoon, E. B. (2019). Genetic modification of crops for improved biofuel production. Trends in Biotechnology, 37(2), 121-136.
111. Osma, J. F., Toca-Herrera, J. L., & Rodríguez-Couto, S. (2010). Uses of laccases in the food industry. Enzyme Research, 2010, 918761.
112. Panzella, L., & Napolitano, A. (2019). Natural and bioinspired phenolic compounds as antimicrobials in cosmetics. Molecules, 24(24), 4373.
113. Papapostolou, I., & Kyriakidis, D. A. (2012). Bacterial cell wall engineering: applications in biosynthesis of bioactive compounds and bioprocessing. Applied Microbiology and Biotechnology, 94(3), 479-491.
114. Pauly, M., & Keegstra, K. (2008). Cell-wall carbohydrates and their modification as a resource for biofuels. The Plant Journal, 54(4), 559–568.
115. Pauly, M., & Keegstra, K. (2016). Biosynthesis of the plant cell wall matrix polysaccharide xylan. Annual Review of Plant Biology, 67, 235-259.
116. Pauly, M., & Keegstra, K. (2016). Plant cell wall polymers as precursors for biofuels. Current Opinion in Plant Biology, 9(3), 201–207.
117. Pérez-Torres, C. A., Vega, E. G., & García-Sánchez, A. (2021). Engineering root cell walls to enhance nutrient use efficiency: Challenges and opportunities. Frontiers in Plant Science, 12, 670623.
118. Rabaey, K., Boon, N., Siciliano, S. D., Verhaege, M., & Verstraete, W. (2005). Biofuel cells select for microbial consortia that self-mediate electron transfer. Applied and Environmental Microbiology, 71(10), 6132-6140.
119. Ragauskas, A. J., Beckham, G. T., Biddy, M. J., Chandra, R., et al. (2014). Lignin valorization: Improving lignin processing in the biorefinery. Science, 344(6185), 1246843.
120. Ragauskas, A. J., Williams, C. K., Davison, B. H., et al. (2006). The path forward for biofuels and biomaterials. Science, 311(5760), 484-489.
121. Ranalli, P., & Venturi, G. (2004). Hemp as a raw material for industrial applications. Euphytica, 140(1-2), 1-6.

122. Rhim, J. W., Wang, L. F., & Kim, H. J. (2013). Preparation and characterization of agar/silver nanoparticles composite films with antimicrobial activity. Food Hydrocolloids, 33(2), 327-335.
123. Ribeiro, A. S., Estanqueiro, M., Oliveira, M. B., & Lobo, J. M. (2015). Main benefits and applicability of plant extracts in skin care products. Cosmetics, 2(2), 48-65.
124. Ridley, B. L., et al. (2001). Pectins: structure, biosynthesis, and oligogalacturonide-related signaling. Phytochemistry, 57(6), 929–967.
125. Rodríguez Couto, S., & Toca Herrera, J. L. (2006). Industrial and biotechnological applications of laccases: A review. Biotechnology Advances, 24(5), 500-513.
126. Rose, J. K. C., et al. (2002). The primary cell wall: structure and biosynthesis. Annual Review of Plant Biology, 53(1), 109–129.
127. Rumpel, C., & Kögel-Knabner, I. (2011). Deep soil organic matter—a key but poorly understood component of terrestrial C cycling. Plant and Soil, 338(1), 143–158.
128. Sampedro, J., & Cosgrove, D. J. (2005). "The expansin superfamily." Genome Biology, 6(12), 242.
129. Sarmah, D., & Banerjee, R. (2021). Enzymatic biopolishing of cotton textiles: Advances and future perspectives. International Journal of Biological Macromolecules, 181, 663-675.
130. Schutyser, W., et al. (2018). Chemicals from lignin: An interplay of lignocellulose fractionation, depolymerization, and upgrading. Chemical Society Reviews, 47(3), 852–908.
131. Seifert, G. J., & Roberts, K. (2007). The biology of arabinogalactan proteins. Annual Review of Plant Biology, 58, 137–161.
132. Seshadri, R., Sathishkumar, R., & Gunasekaran, P. (2009). Pectin lyases: Production, purification, and applications. Critical Reviews in Biotechnology, 29(1), 1-19.
133. Sharma, S., Thakur, V. K., & Bhattacharya, S. (2022). Plant-derived biopolymers: Sustainable materials for green technologies. Journal of Materials Science, 57(10), 5641–5665.
134. Shen, T., Reddy, N., & Yang, Y. (2010). Conventional and emerging processing technologies for bast fibers. Industrial Crops and Products, 31(2), 144-150.
135. Showalter, A. M. (1993). "Structure and function of plant cell wall proteins." Plant Cell, 5(1), 9-23.
136. Silhavy, T. J., Kahne, D., & Walker, S. (2010). The bacterial cell envelope. Cold Spring Harbor Perspectives in Biology, 2(5), a000414.
137. Singh, A. K., Jain, P., Karpichev, Y., & Karamyshev, A. (2015). Advances in enzymatic deinking of waste paper. BioResources, 10(2), 3173-3194.
138. Sixta, H. (2006). Handbook of Pulp. Wiley-VCH.
139. Somerville, C., Bauer, S., Brininstool, G., et al. (2004). Toward a systems approach to understanding plant cell walls. Science, 306(5705), 2206-2211.
140. Somerville, C., Bauer, S., Brininstool, G., et al. (2010). Toward a systems approach to understanding plant cell walls. Science, 306(5705), 2206-2211.
141. Sriamornsak, P. (2011). Application of pectin in oral drug delivery. Expert Opinion on Drug Delivery, 8(8), 1009–1023.
142. Sun, S., Sun, S., Cao, X., & Sun, R. (2016). Advances in lignin modification and its application in polymer-based materials. Progress in Polymer Science, 64, 1-35.
143. Sundari, S. T., & Ramesh, A. (2012). Microbial cellulases and their industrial applications. International Journal of Biochemistry and Biotechnology, 8(3), 179-188.
144. Sundrarajan, M., Selvam, S., & Ramakrishna, S. (2018). Natural polymers in cosmetics. International Journal of Biological Macromolecules, 123, 435-450.
145. Tenhaken, R. (2015). Cell wall remodeling under abiotic stress. Frontiers in Plant Science, 6, 238.
146. Underwood, W. (2012). The plant cell wall: a dynamic barrier against pathogen invasion. Frontiers in Plant Science, 3, 85.
147. Vaahtera, L., Schulz, J., & Hamann, T. (2019). Cell wall integrity maintenance during plant development and interaction with the environment. Nature Plants, 5(8), 924–932.

148. Van Acker, R., et al. (2013). Lignin engineering in biomass crops. Current Opinion in Biotechnology, 24(3), 316–324.
149. Vanholme, R., Demedts, B., Morreel, K., Ralph, J., & Boerjan, W. (2012). Lignin biosynthesis and structure. Plant Physiology, 153(2), 895–905.
150. Vanholme, R., Demedts, B., Morreel, K., Ralph, J., & Boerjan, W. (2013). Lignin biosynthesis and structure. Plant Physiology, 153(3), 895–905.
151. Vanholme, R., et al. (2010). Lignin biosynthesis and structure. Plant Physiology, 153(3), 895–905.
152. Vanholme, R., Morreel, K., Darrah, C., et al. (2013). Metabolic engineering of lignin biosynthesis in plants. Current Opinion in Plant Biology, 16(3), 320–329.
153. Venil, C. K., Zakaria, Z. A., & Ahmad, W. A. (2020). Bacterial pigments and their applications. Process Biochemistry, 95, 17-28.
154. Voragen, A. G. J., Coenen, G. J., Verhoef, R. P., & Schols, H. A. (2009). Pectin, a versatile polysaccharide present in plant cell walls. Structural Chemistry, 20(2), 263-275.
155. Waldron, K. W., Parker, M. L., & Smith, A. C. (2003). Plant cell walls and dietary fiber. Journal of the Science of Food and Agriculture, 83(4), 359–371.
156. Wang, D., Yeats, T. H., Uluisik, S., Rose, J. K. C., & Seymour, G. B. (2018). Fruit softening: Revisiting the role of pectin. Trends in Plant Science, 23(4), 302–310.
157. Wang, J., & Chen, C. (2009). Biosorbents for heavy metals removal and their future. Biotechnology Advances, 27(2), 195-226.
158. Wang, L., et al. (2013). "Roles of the cell wall in plant defense." Trends in Plant Science, 18(8), 450-457.
159. Wang, Y., Fan, C., Hu, H., & Li, Y. (2016). Genetic improvement of lignocellulosic biomass for bioenergy production. Journal of Integrative Plant Biology, 58(7), 555–569.
160. Wang, Y., Zhang, X., & Li, S. (2020). CRISPR-Cas9 gene editing for targeted modification of plant cell walls. Current Opinion in Biotechnology, 65, 56-63.
161. Wesenberg, D., Kyriakides, I., & Agathos, S. N. (2003). White-rot fungi and their enzymes for the treatment of industrial dye effluents. Biotechnology Advances, 22(1-2), 161-187.
162. Willats, W. G. T., et al. (2001). Pectin: cell biology and prospects for functional analysis. Plant Molecular Biology, 47(1-2), 9–27.
163. Willats, W. G., Knox, J. P., & Mikkelsen, J. D. (2006). Pectin: New insights into an old polymer are starting to gel. Trends in Food Science & Technology, 17(3), 97–104.
164. Xu, S. L., Rahman, A., Baskin, T. I., & Kieber, J. J. (2021). Integrating cell wall sensing with plant stress responses. Annual Review of Plant Biology, 72, 321–346.
165. Yang, Q., Pan, X., & Zhang, H. (2020). Cell wall biomass composites: Recent advances and future perspectives. Materials Science and Engineering: C, 110, 110701.
166. Younes, I., & Rinaudo, M. (2015). Chitin and chitosan preparation from marine sources. Structure, properties, and applications. Marine Drugs, 13(3), 1133-1174.
167. Zeković, D. B., Kwiatkowski, S., Vervust, T., et al. (2005). Structural features of fungal β-glucans and their immunomodulatory properties. Food Technology and Biotechnology, 43(3), 229-235.
168. Zhang, T., Zheng, Y., & Cosgrove, D. J. (2021). Mechanical properties and the primary wall: Insights from cell wall models. Plant Physiology, 187(1), 1–16.
169. Zhao, H., Wang, Z., & Li, J. (2021). Recent advances in enzyme-based approaches for cell wall modification and biomass utilization. Renewable & Sustainable Energy Reviews, 145, 111054.
170. Zhao, Q., Zhang, H., Wang, T., et al. (2021). Engineering plant cell walls for sustainable agriculture. Nature Reviews Materials, 6(6), 421–432.
171. Zhao, X., Zhou, Y., & Chen, L. (2019). Biogas production from lignocellulosic biomass: Processes and challenges. Bioresource Technology, 290, 121894.
172. Zhu, H., Li, C., Gao, C. (2020). Applications of CRISPR-Cas in agriculture and plant biotechnology. Nature Reviews Molecular Cell Biology, 21(11), 661–677.

EMERGING TECHNOLOGIES FOR SOIL ANALYSIS AND REAL-TIME MONITORING

Niharika Mandala*Navyakaringula*

** Ph.D Scholar, Department of Soil Science and Agricultural Chemistry, Professor Jayashankar Telangana State Agricultural University, Hyderabad*

***Corresponding author** - niharikamandala654@gmail.com*

Abstract

Emerging technologies in soil analysis and real-time monitoring have transformed precision agriculture. Traditional soil testing methods are slow and labor-intensive, while innovations like digital sensors, IoT networks, and remote sensing allow continuous monitoring of soil parameters, enabling farmers to make real-time decisions. Remote sensing tools such as satellite and drone-based sensors offer broad insights that complement ground data. However, challenges including high costs, data management, and technical expertise hinder adoption. Machine learning and predictive analytics are improving data integration and forecasting soil health. Future innovations, including nano-sensors and AI-driven platforms, promise further advancements. Collaboration among researchers, technology developers, and policymakers is essential to overcoming financial and standardization barriers and ensuring the global adoption of these technologies for sustainable agriculture.

Keywords: Precision Agriculture, Soil Health Monitoring, Real-time Data, Remote Sensing, Machine Learning, Sustainable Agriculture

Introduction

The rapid evolution of agricultural practices has been significantly influenced by technological innovations aimed at enhancing efficiency, productivity, and sustainability. Within this realm, soil analysis and real-time monitoring have emerged as pivotal components in precision agriculture, providing farmers and researchers with the tools necessary to optimize soil health and crop yield. Traditionally, soil testing involved periodic sampling and laboratory analysis, which, although accurate, could be time-consuming, labor-intensive, and costly. The need for continuous, real-time data has spurred the development of advanced technologies that offer immediate insights into soil conditions.

Emerging technologies, such as digital sensors, Internet of Things (IoT) networks, and remote sensing, have transformed the field of soil science by enabling in-situ, continuous monitoring of critical parameters like moisture, pH, nutrient content, and salinity. These innovations support more informed decision-making by providing data that can be integrated with predictive models and machine learning algorithms to enhance productivity. For instance, smart sensor networks can alert farmers to changes in soil moisture levels, aiding in efficient water management and reducing waste.

The adoption of remote and proximal sensing technologies, including UAV-mounted sensors and satellite imagery, has expanded the ability to monitor large-scale agricultural landscapes. These technologies provide a macro-level perspective that complements ground-level data, helping stakeholders better understand spatial variations in soil health and implement targeted interventions. Furthermore, portable soil testing devices have brought laboratory capabilities into the field, allowing for immediate soil diagnostics without the delay associated with traditional methods.

Despite the advantages, the deployment of these advanced technologies comes with challenges, including high costs, data management complexities, and the need for technical expertise. Addressing these barriers through collaborations among researchers, technology developers, and policymakers is essential for the widespread adoption of these technologies and the advancement of sustainable agricultural practices.

This chapter explores the current state of emerging soil analysis technologies, their applications in real-time soil monitoring, and the potential future advancements that could revolutionize soil management practices worldwide.

Key Emerging Technologies

The evolution of soil analysis technologies has transformed traditional agricultural practices, enabling more precise, sustainable, and data-driven decision-making. The integration of cutting-edge tools, from digital sensors to AI-driven platforms, is reshaping how soil health is monitored and managed. Below, we explore key emerging technologies that are influencing real-time soil analysis and their implications for agricultural productivity.

1. Digital and Proximal Soil Sensing

Proximal sensing involves devices placed directly in contact with or near the soil surface to measure key properties such as moisture, pH, electrical conductivity, and nutrient levels. These sensors employ techniques like near-infrared (NIR) and mid-infrared (MIR) spectrometry or electrical impedance to provide high-resolution data. The benefits include:

- Immediate Feedback: Real-time data supports rapid on-farm decision-making.
- Precision Agriculture: Enhanced soil mapping helps tailor inputs like water and fertilizers to the specific needs of different soil zones, boosting crop productivity while minimizing waste

2. Remote Sensing and Satellite Imaging

Remote sensing leverages satellite-based and aerial technologies equipped with multispectral and hyperspectral cameras to monitor soil and vegetation health over vast agricultural landscapes. These tools capture data related to soil moisture, organic matter distribution, and surface temperature.

- Macro-Level Insights: Provides large-scale soil analysis that complements ground-based observations.
- Efficiency: Reduces the need for extensive manual fieldwork, offering a cost-effective means for soil monitoring over time.
- Limitations: Factors such as cloud cover, resolution constraints, and depth analysis pose challenges, often necessitating ground-truthing to validate remote data

3. IoT-Based Smart Soil Monitoring Systems

Internet of Things (IoT) technologies facilitate the creation of interconnected networks of sensors that continuously monitor and relay soil data to cloud-based platforms. These systems can measure various parameters such as moisture levels, temperature, and nutrient content.

- Continuous Monitoring: Allows for the automated tracking of soil conditions with real-time updates sent to farmers and agronomists.
- Data Integration: IoT devices can be paired with data analytics software to interpret collected information and identify trends that inform proactive measures.
- Practical Applications: Alerts for optimal irrigation timing enhance water conservation and prevent overuse, promoting sustainability.

4. Portable Soil Testing Devices

Recent advancements in handheld spectrometers and field-based lab-on-a-chip systems enable soil analysis on the go. Farmers can test soil properties such as pH, nutrient concentration, and heavy metal presence without sending samples to a lab.

- Accessibility: Reduces the time and cost associated with traditional soil sampling and lab analysis.
- Quick Adjustments: Immediate data allows for rapid responses, such as adjusting fertilizer applications or addressing soil pH imbalances on-site.
- User-Friendly: Designed for ease of use, making them practical for both large-scale farms and smaller agricultural operations

5. Machine Learning and Predictive Analytics

Machine learning algorithms are pivotal in processing complex soil data from various sources. By integrating sensor readings, remote sensing data, and historical soil records, predictive models can forecast soil health and recommend best practices for soil management.

- Advanced Data Interpretation: Machine learning aids in deciphering intricate patterns that might not be obvious through manual analysis.
- Adaptive Strategies: Real-time integration with environmental data, such as weather forecasts, helps refine soil management and crop planning.
- Case Studies: Implementation in precision agriculture has shown increased crop yields and reduced input costs, emphasizing the importance of data-driven soil management strategies

6. Drone-Based Soil Mapping

Drones equipped with advanced sensors can conduct rapid soil surveys over varied terrains. This aerial approach provides high-resolution mapping of soil variability across fields.

- Flexibility and Speed: Drones can cover large and hard-to-reach areas quickly, offering a practical tool for timely soil assessment.
- Enhanced Planning: Data gathered through drones supports precise seeding, fertilization, and irrigation strategies, aligning with modern precision farming practices.

The deployment of these emerging technologies for soil analysis and real-time monitoring is revolutionizing traditional agricultural practices. While offering substantial benefits in terms of efficiency, accuracy, and sustainability, the widespread adoption of these tools requires addressing challenges such as cost, data management, and training. By fostering collaboration among researchers, technology developers, and agricultural stakeholders, these barriers can be minimized, paving the way for a future of more resilient and informed soil management.

Machine Learning and Data Integration

The convergence of machine learning (ML) and advanced data integration methods is revolutionizing the field of soil science. This integration addresses the need for high-resolution, real-time monitoring of soil conditions that is both adaptive and predictive. By harnessing vast and complex datasets, machine learning empowers researchers and farmers to uncover insights that guide sustainable land management and precision agriculture.

1. Enhanced Data Interpretation and Processing

Machine learning algorithms, including supervised, unsupervised, and deep learning models, are capable of processing the heterogeneous data obtained from soil sensors, remote sensing platforms, and historical soil databases. This multi-source data integration is essential for accurately predicting soil health and behavior under varying environmental conditions.

- Algorithmic Analysis: Supervised learning models like random forests, support vector machines (SVM), and neural networks have shown efficacy in classifying soil types, assessing nutrient availability, and predicting soil pH fluctuations. These models are trained on extensive data sets to recognize complex relationships between input variables (e.g., soil moisture, texture, organic matter) and output targets (e.g., yield potential, nutrient deficiencies).
- Pattern Recognition: Unsupervised learning algorithms such as k-means clustering are utilized to identify inherent patterns in soil data that may not be evident through traditional statistical methods. This allows for the segmentation of fields into management zones, supporting site-specific interventions.

2. Real-Time Data Integration with IoT

Machine learning benefits significantly from Internet of Things (IoT) technologies, which provide continuous, in-situ data streams from soil sensors monitoring attributes like moisture, electrical conductivity, temperature, and nutrient levels. IoT networks link sensors across vast areas and transmit data to centralized platforms for real-time processing.

- Real-Time Analytics: The integration of ML models with IoT data streams enables automated, real-time soil analysis. This provides immediate feedback on soil health, allowing for proactive management practices. For example, if a machine learning model identifies declining moisture levels from real-time sensor data, an automated irrigation system can be triggered, optimizing water use and preventing crop stress.
- Predictive Capabilities: Predictive modeling is enhanced when real-time data is combined with historical datasets. Machine learning algorithms analyze temporal soil data to predict future conditions, such as potential drought stress or nutrient depletion. This forecasting supports farmers in making informed decisions on irrigation scheduling and fertilization, reducing input costs and environmental impact.

3. Integration of Remote Sensing Data

Machine learning integrates remote sensing data from satellites and unmanned aerial vehicles (UAVs) equipped with multispectral and hyperspectral imaging technology. These data sources provide large-scale, high-resolution imagery that captures variations in soil and crop health across expansive areas.

- Image Processing Techniques: Advanced ML techniques, such as convolutional neural networks (CNNs), are applied to remote sensing imagery for classifying soil properties and detecting spatial variability. This helps identify areas of concern, such as erosion-prone regions or nutrient-deficient zones.
- Combining Data Layers: By fusing remote sensing data with ground sensor data, machine learning algorithms construct comprehensive models that offer holistic insights. This multi-layered approach strengthens predictive models, making them robust in varying field conditions.

4. Soil Health Monitoring and Adaptive Management

Machine learning facilitates adaptive management practices that respond to dynamic soil and environmental conditions. By synthesizing soil health indicators with meteorological data, ML algorithms can model interactions that impact crop growth, such as water stress due to temperature fluctuations.

- Adaptive Learning Models: Algorithms that incorporate feedback loops learn and adapt over time, refining their predictions as new data becomes available. This continuous improvement enhances decision-making, supporting strategies that align with sustainable agriculture practices.
- Case Studies: Successful implementations of machine learning in soil analysis include projects where algorithms were used to predict soil moisture retention under varying rainfall scenarios or to optimize fertilization by correlating nutrient levels with crop yield outcomes.

5. Challenges and Future Prospects

Despite the advantages, integrating machine learning in soil analysis faces challenges such as data quality and standardization. Sensor calibration, data compatibility, and the need for high computational power can affect the reliability of machine learning outputs. However, advances in edge computing and the development of more efficient algorithms are mitigating these issues.

- Big Data Management: Effective data integration requires robust platforms capable of handling large volumes of information. Cloud-based solutions and platforms like Google Earth Engine are increasingly being used to manage and analyze these datasets.
- Future Directions: The use of transfer learning and ensemble modeling shows promise for improving predictive accuracy. These approaches combine models to leverage strengths from various algorithmic strategies, enhancing soil data interpretation under complex conditions.

The application of machine learning and data integration in soil analysis and real-time monitoring has paved the way for a more proactive, informed, and sustainable approach to agriculture. Through real-time analytics, predictive modeling, and adaptive management, machine learning empowers stakeholders to optimize resources, mitigate environmental impact, and improve crop productivity. Continued innovation, coupled with cross-sector collaboration, will be essential for overcoming challenges and realizing the full potential of these transformative technologies.

Challenges and Limitations

The integration of emerging technologies in soil analysis and real-time monitoring has brought significant advancements to agriculture. However, its widespread adoption is not without challenges. Below are key obstacles hindering the full implementation of these technologies:

1. Technical and Financial Barriers

One of the most pressing challenges is the high cost associated with adopting advanced technologies, which disproportionately affects small-scale and resource-limited farmers. The expenses involved in procuring state-of-the-art sensors, IoT devices, and analytical tools can be prohibitive, leading to a digital divide where only larger or better-funded agricultural enterprises benefit from the latest innovations.

- Infrastructure Costs: The initial setup, including specialized sensors, data acquisition systems, and software, requires significant financial investment. This includes not just the cost of devices but also the necessary infrastructure for data connectivity, such as high-speed internet and cloud storage services.

- Training and Expertise: Operating and maintaining these technologies often requires technical know-how. Many small-scale farmers lack access to training programs, making it challenging to leverage the potential of such innovations fully.

2. Data Management and Privacy

The influx of vast amounts of data from various soil sensors and remote sensing platforms poses a challenge in terms of storage, analysis, and secure handling. Data management issues stem from the complexity and scale of continuous data streams, demanding robust computational power and sophisticated software solutions.

- Privacy Concerns: With the increasing digitization of soil and crop data, farmers are concerned about how their data is managed and who has access to it. The potential misuse of sensitive information related to soil health, farm productivity, and proprietary farming practices presents a significant barrier to trust and wider adoption.
- Data Ownership: Farmers often question whether they maintain ownership of their data or if technology providers can claim rights. These uncertainties require transparent regulations and agreements to ensure that farmers' data is protected and used ethically.

3. Standardization Issues

There is a lack of uniform standards for sensor calibration and data interpretation, which can result in inconsistent or incompatible data sets. Variability in sensor sensitivity and calibration across different manufacturers complicates the process of comparing and integrating data from diverse sources.

- Inconsistent Data Quality: Without standardization, the quality of data collected from different sensors or platforms can vary, leading to inaccuracies in real-time soil monitoring. This disparity can hinder decision-making and reduce the overall reliability of integrated soil management systems.
- Interoperability Challenges: The need for a cohesive framework that allows various sensors, platforms, and data processing tools to operate seamlessly is paramount. Disjointed systems can slow progress and create obstacles for comprehensive, cross-platform data analysis.

Future Trends and Innovations

Despite these challenges, the field of soil analysis and real-time monitoring is poised for significant advancements. Innovations continue to shape the future of this domain, promising more efficient and scalable solutions.

1. Advancements in Sensor Technology

The development of nanotechnology and bio-sensors is set to revolutionize soil monitoring by providing more precise and sensitive data collection capabilities. Nanotechnology enables the design of ultra-small sensors that can detect subtle changes in soil chemistry and biology at the molecular level.

- Enhanced Data Collection: Bio-sensors, engineered to react to specific chemical or biological agents, can monitor nutrient cycles, microbial activity, and contamination levels in real time. This leads to more detailed insights that can inform timely interventions.
- Cost Reduction: As these technologies mature, economies of scale and improved manufacturing processes are expected to make sophisticated sensors more affordable and accessible to smaller-scale operations.

2. AI Integration

The use of machine learning (ML) and artificial intelligence (AI) in soil analysis is evolving to include more adaptive models. These models are designed to learn from real-time soil and environmental data, becoming more accurate in their predictions and recommendations as they process more information.

- Customized Solutions: AI-driven platforms will be able to adapt to specific farm conditions, analyzing unique datasets to provide personalized soil management strategies. This type of adaptive learning could significantly enhance precision agriculture practices.
- Predictive Analytics: Enhanced AI algorithms will integrate weather forecasts, historical soil data, and crop growth patterns to anticipate changes in soil conditions, enabling preemptive measures that conserve resources and optimize yields.

3. Collaborative Platforms

The future will see the growth of open-source and collaborative platforms designed to democratize access to soil data and analytical tools. Such platforms will encourage knowledge sharing among researchers, agronomists, and farmers.

- Real-Time Data Sharing: Collaborative platforms can enable farmers to share anonymized data, contributing to larger datasets that improve predictive modeling and machine learning outputs. This communal approach can lead to shared solutions that benefit the broader agricultural community.
- Research and Development Synergies: Open platforms facilitate partnerships between academic institutions, technology developers, and policymakers, fostering innovation and accelerating the development of user-friendly, scalable solutions.

Conclusion

The implementation of advanced technologies for soil analysis and real-time monitoring has proven to be a game-changer for modern agriculture. Benefits include enhanced soil management, optimized resource use, and support for sustainable farming practices, ultimately contributing to higher productivity and environmental stewardship.

However, realizing the full potential of these innovations will require addressing existing challenges, such as financial barriers, data management issues, and standardization gaps. Collaboration between technologists, researchers, farmers, and policymakers is critical to overcoming these obstacles. This integrated approach will ensure that the future of soil analysis is inclusive, efficient, and supportive of global food security and environmental sustainability.

References

Blaszczak, A. (2020). Precision agriculture and the role of soil analysis: Advancements in digital sensor technologies. Springer International Publishing.

El-Swaify, S. A., & Salas, W. (2019). Emerging techniques for real-time soil monitoring in precision agriculture. Agricultural Systems, 172, 83-94. https://doi.org/10.1016/j.agsy.2019.02.003

Liu, L., Zhang, F., & Li, J. (2021). Integration of IoT and AI in agricultural soil monitoring: Future trends. Journal of Agricultural Technology, 23(5), 123-135.

Rouse, W., & Boulter, B. (2018). Remote sensing technologies for monitoring soil health in agriculture. Elsevier Science.

Wang, J., Yang, J., & Chen, X. (2020). Smart agriculture technologies for soil management: From sensing to actionable insights. John Wiley & Sons.

Xie, G., Zhang, X., & Li, X. (2022). Machine learning applications in soil health monitoring: A review. Agricultural Systems, 190, 96-109. https://doi.org/10.1016/j.agsy.2021.103124

FIBROLYTIC ENZYME FOR BETTER UTILIZATION OF POOR QUALITY CROP RESIDUES AS LIVESTOCK FEED

Suresh F. Nipane*[1], Sudhir B. Kawitkar[2], Atul P. Dhok[3], Nitin V. Kurkure[4], Sachin A. Mandavgane[5]&Divyajyoti Biswal[6]

[1] Livestock Development Officer, [2] Professor & Head, Department of Animal Nutrition, [3]Assistant Professor, Department of Animal Nutrition, Nagpur Veterinary College, Nagpur,[4] Director of Research, Maharashtra Animal and Fishery Sciences University, Nagpur, [5]Professor & Head, Department of Chemical Engineering, VNIT, Nagpur and[6]PhD Scholar, Department of Chemical Engineering, VNIT, Nagpur

** Corresponding Author: dr_sureshvet12@rediffmail.com*

Abstract

Enzymes are proteins that act as biocatalyst that accelerate the metabolism or chemical reaction in living body. Due to the complex linkages of fibre fractions of roughages are incompletely digested in the rumen. Usageof enzymesmay aid in optimising the utilizationof roughages in ruminant production systems. Fibrolytic enzymes are fungal or bacterial enzymes that improve the availability of nutrients through the cell wall. Fiber degrading enzymes added to animal diets have the potential to improve feed utilisation and animal performance. Xylanases and cellulases are ruminant feed enzyme additions that are extracted from bacterial or fungal fermentation and have specialised enzymatic activity. Improvements in animal performance by enzyme additions can be attributed mostly to improved ruminal fibre digestion, which results in more digestible energy availability. Animal responses are spursy when fiber digestion is compromised and when energy is the first-limiting nutrient in the diet. The response to feed enzymes has been variable in different species of animalsdue to anatomical variation in G.I. tract activities, characteristics of the enzymes and inappropriate method of providing the enzyme product to the animal. A limited number of ruminant enzyme products are now commercially available, althoughmuch progress has been made in advancing enzyme technology for ruminants. In the future, enzymes are expected to play important role in utilization of poor quality roughages in the ruminant diet.

Keyword: Cellulases, Firbolytic enzymes, ruminant, xylanase,

Introduction

Enzymes are proteins that catalyse reactions by adhering to their substrate andstabilizing the chemical process from start to finish. All organisms utilise enzymeswhich are secreted by them or by organism living in symbiotic association, thus aiding association, thus aiding in the digestion process. The digestive system of the animal, on the other hand, is not perfect, because the feed ingredients contain indigestible anti-nutritional substances that interfere with the digestive process and/or the animal lacks particular enzymes that break down certain components in the feed, representing into poor dietary nutrient utilization and low availability to animal body.

Based on the substrate, enzymes utilised in ruminant diets can be divided into three categories: fibrolytic, amylolytic, and proteolytic. Four bacterial species, three fungal species, and a few yeasts are the principal suppliers of exogenous enzymes(Kworr, 1987; Staton, 1988). The major methods for enzyme extraction are Solid State Fermentation (SSF) and Submerged Fermentation (SmF), which have been integrated with numerous other biotechnological features. Despite high hopes, the liquid enzyme preparations in the market exhibited poor storage stability and significant shelf life reductions (Mascarelland Ryan 1997).Improvements in the design and manufacturing process of liquid enzymes

have significantly increased their activity and stability, allowing for the maintenance of a small stock for regular feed production, particularly if fermentative processes, which are known to cause enzyme deterioration, are minimised. Enzymes serve an important role in acceleratingthe biochemical processes in living organisms. In the agricultural and food markets, there are currently a huge variety of enzyme preparations. Among the microorganisms *Aspergillusniger, Trichodermaviridae* and *Bacillus subtilis*are the most commonly used to produce enzymes.

Plant cell walls contain cellulose, hemicellulose, xylan, and pectin. The biodegradation of cellulose by cellulases, that are produced by a variety of microorganisms, is critical in a number of agricultural and waste management activities (Haight 2005). Crop residues are a major source of energy for ruminants (Avellaneda et al. 2009) because cellulose is the main component~~s~~ and most abundant biopolymer on Earth (Paloheimoet al. 2010). Many dry roughages are of low quality. Because of their poor digestibility and limited energy available to the animal, largeamount of excretion of nutrients (Beaucheminet al., 2004) and incomplete use offiber fractions of the cell wall in the rumen due to the complex links are a matter of common occurrence.Increased feed intake is frequently observed when enzymes are added to the ration, which may be attributable in part to the increased palatability of the diet as a result of sugars produced by pre-ingestive fibre hydrolysis. Post-ingestive enzyme effects, such as increased digestion rate and extent (Krueger et al. 2008), may increase hydrolytic activity in the rumen, reducing gut fill and increasing feed intake (Adesogan 2005).

Exogenous enzymes for ruminants are derived from fungal (primarily *Trichoderma longibrachiatum, Aspergillusniger, and Aspergillusoryzae*) and bacterial (*Bacillus spp., Penicillium funiculosum*) sources with high cellulosic and hemicellulosic activity, and are mixed in liquid or granular form with the total mixed ration, hay, silages (Beaucheminet al. 2004). For ruminants, the most common enzymes used have been xylanases and cellulases, though ferulic acid esterase, proteases, phytases, and amylases have been tested to break ferulic acid bridges, attack cell wall nitrogen-containing compounds, increase phosphorus absorption, and improve starch digestion, respectively (Beaucheminet al. 2010 and Arce-Cervantes et al. 2013).

As per 20th livestock census, India possess 535.78 millionlivestock population, showing a rise of 4.6% over the previous census. Among these cattle, buffaloes, goats, and sheep are 193.46, 109.85, 148.88, and 74.26 millionrespectively. Therefore, increased livestock population requires more feed and fodder.In India, there is a 44% shortfall in concentrate feed ingredients, 35.6% in green fodders, and 10.95% in dry roughages (IGFRI Vision 2050). In India, different crop residues are produced every year. Day by day the feed and fodder requirement is increasing due to increased livestock population, farm mechanization etc. but, feed and fodder supply is in deficit due to less availability of land for fodder cultivation, heavy competition for grains between human beings and animals. About 501.73 million tonnes of crop residues are generated each year in India and large quantities of crop residues are burnt, contributing grossly to environmental pollution (MNRE 2009). Hence, there is a need for its proper utilization and disposal. To overcome the fodder shortage due to increase in livestock population, use of crop residues in the animal ration is a must. Dry crop residues withhigh fibre content limits its use as sole source of roughage for ruminants. Fibrolytic enzymes have been used to increase the nutritional content of poor grade roughages in recent years.The use of fibrolytic enzymes as feed additives have been shown to improve fibre degradation under in vitro (Rajamma et al. 2015), in sacco (Bassiouniet al. 2011; Rajamma et al. 2014) and in vivo (Gaafaret al. 2010) conditions.

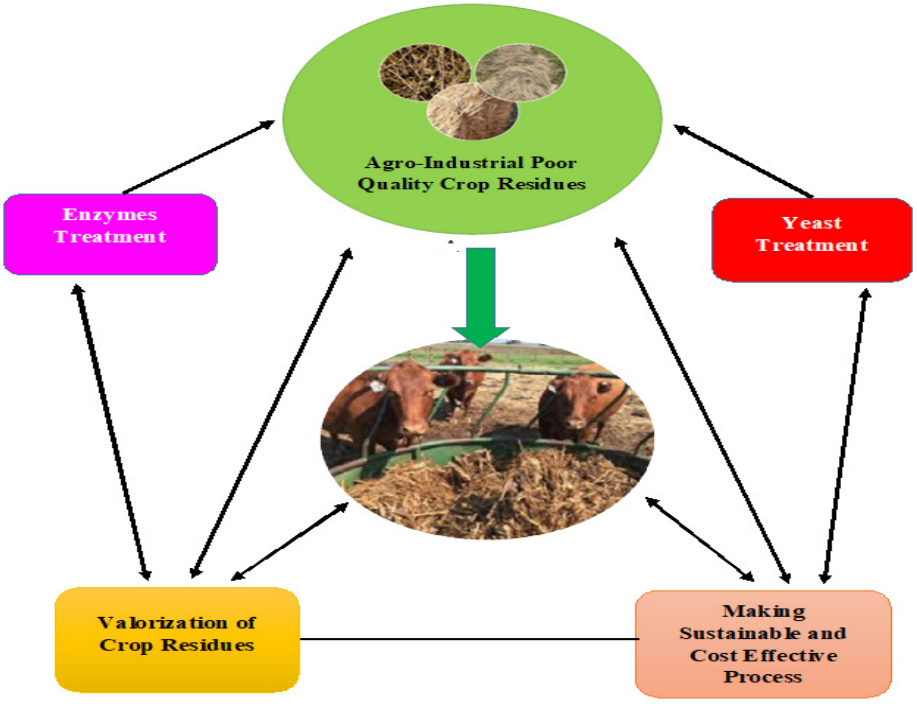

Figure 1. Utilization of treated poor quality crop residues

The response to feed enzyme has been variable and depends on characteristics of the enzyme processing and enzyme delivery method.

A. Characteristics of Enzymes

1. Origin and Activity of Enzymes

Enzymes used in animal nutrition are almost entirely derived from microbial sources, either fungal or bacterial, and are usually packaged in a complex mixture of other molecules with secondary functions. Enzyme origin defines their molecular structure, which in turn determines their pattern of activity due to the structure's un-dissociable metabolic profile. For optimal action, fungal enzymes require a pH of less than 5, whereas bacterial enzymes require a pH closer to neutrality. At the same time, bacterial enzymes are more resistant than fungi-derived enzymes in terms of thermal stability.

2. Substrate specificity

Hemicellulases are a group of enzymes that are integrated into the larger de-polyimerase category (amylolytic, pectinolytic, and cellulolytic enzymes) and are used with the highest importance and attention nowadays (Voragenet al. 1982). Cell wall polysaccharides should be named by the chemical name of their substrate (glucans, xylans, etc.) rather than their solubility in the case of cellulases or amylases (hemiceluloses, pectins, mucilags, etc.).Because hemicellulases do not have hemicelulose as a specific substrate, they are defined as polysaccharides found in the cell wall (arabans, galactans, glucomanans, etc.) and their corresponding hydrolytic enzymes are referred to as glucanases, xylanases, and so on (Brillouet and Hoebler 1986).

3. Enzyme stability and Thermostability

External factors can easily alter the molecular structure of enzymes. Denaturation of the enzyme can occur as a result of heat production, especially during or after long storage periods, rendering the molecule partially or completely inactive for the intended application. Vitamins, minerals, trace

elements, and several pro-oxidant agents commonly found in feed premixes can all affect enzyme stability and, as a result, reduce enzyme activity (Inborr1990).

The capacity of an enzyme to resist the temperature of the process to which it is exposed for a particular period of time is known as thermostability. Because of the widespread use of heat-producing procedures in the manufacturing of feeds, such as pelleting, extrusion, and so on, thermal stability is a key factor to consider. When temperature is between 70 and 90^0C, enzyme activity is unaffected, and significant improvement can still be obtainted(Franceschet al.1991; Mascarell 1994).Any commercial enzyme should be thermally stable at temperatures ranging from 50 to 80^0C. It should be noted at this point that enzymes in solid form have been found to be much more heat stable than their liquid counterparts (Inborr 1990; Kung 1993), withstanding temperatures as high as 30^0C for 30 minutes without substantial losses.

4. Enzyme activity

Different commercial products have different types of cellulases and hemicellulases, and their activity affects their ability to dissolve the cell wall components of forages (Beaucheminet al. 2004). The type and stability of the enzyme, the type of forage and animal species, pH, temperature, and conditions of solution in the gastrointestinal tract, the dose, substrate, enzyme degradation in the tract (rumen, stomach acid, and inhibitors), and product handling conditions, including application method, all influence enzyme activity (Rojoet al. 2007; Merazet al. 2012).

Analysis of enzyme activity is useful as a quality control measure and evaluation of enzyme activity and stability. The number of assays and analysis methods available is too large and variable becausemany enzymes are available in the market. This means that from a practical standpoint,it becomes extremely difficult to carry out comparative analysis and draw direct conclusions from analytical results.Advances in analytical facilities, as well as innovative methods like liquid chromatography or gel filtration, are projected to contribute to increased analysis. Enzyme activity is normally analyzed through the direct or indirect determination of the rate of disappearance of the specific substrate, or of the enzyme itself, at different time intervals or through the analytical quantification of the resulting compound, after a given period of time.

When enzymes are used for animal feeding, the majority of analytical methods in use today can be divided into four categories. The first approach is the Dinitrosalicilate method, which detects reducing sugars as a direct result of enzyme action on carbohydrates at specific temperatures and pH levels (Gusakov et al. 2011). The second approach is based on the use of coloured substrates, usually a polysaccharide and a dye like Congo Red. In the absence of enzyme activity, these substrates remain insoluble, but as soon as enzyme action occurs, they begin to produce coloured products (Wood 1981).The use of radial diffusion techniques on agar gels is a third method. In this method, the enzyme preparation to be tested is put on little wells created on the agar gel with chemically coloured polysaccharides. Currently, this approach is utilised to assess enzyme activity in mixed diets (Edney et al. 1986). The fourth method is viscosimetry (Gusakovet al. 2002) as the last group of enzyme determination techniques. The reduction in viscosity of a solution as a function of time is used to measure enzyme activity in these. The impact of enzyme supplementation of feeds including barley or oats on practical diets can be estimated using viscosity measurements (Pérez Vendrellet al. 1991).Viscosity assays are used often used in the feed industry, however they are time expensive and so have limited utility.

5. Enzyme stability at different pH in GI tract

Due to sudden and significant pH changes as well as the action of proteolytic enzymes, both endogenous and microbial, the enzyme stability can be significantly altered during transit through the various gastro-intestinal compartments. Since their activity will take place in the digestive

compartments, the possible side effects are significant. Enzymes are used or selected in animal feeding based on the pH and temperature of the intestinal area where the enzyme will develop its maximal activity.

6. Residual Activity

Residual activity is measured in relation to the initial amount added in a commercial product or mixed feed after the enzyme is added and the product is subjected to a thermal or mechanical procedure. Following pelleting or even simple mixing, the amount of enzyme recovered is normally around 40 to 50 %of the initial activity. Some enzymes, such as ß-glucanases, have a great affinity for cellulose, binding to it in such a way that their enzyme activity is unaffected. As a result, biological assays are frequently required to acquire an accurate assessment of enzyme activity.

B. Feed Processing

Enzymes, which are proteins with catalytic properties, can be degraded by environmental factors such as pH, high temperatures, and microbial infection. Compounding feed techniques that include high temperatures and pressure (pelleting, extrusion, expansion, etc.) are particularly aggressive or harsh on the enzyme in terms of stability. Some businesses add enzymes to the feed mix in a solid form as part of the premix composition. In this circumstance, it will pass through the pelleting process if no substantial losses occur throughout the pelleting process. Other businesses, on the other hand, prefer to add the enzyme after the pellets have been made and cooled. The enzyme is delivered as a liquid solution that is sprayed onto the pellets and no risk is taken during the pelleting process.

Pelleting has been regarded as the most significant advancement in the history of feed production. Pelleting enhances digestibility and minimises microbial contamination, but it also causes a greater loss of micronutrients and enzymes. When it comes to enzyme stability, the amount of steam utilised to produce the pellets is the most crucial factor to consider (Silversides and Bedford 1999). As humidity levels rise, enzymes may get hydrated to the point where their thermal stability is compromised. Because the amount of steam needed to prepare the feed for pelleting raises its moisture content, the enzyme is more susceptible to mechanical stress in the preconditioning chamber.The preconditioning chamber will lose the most activity, and there has been a link discovered between preconditioning chamber temperature and enzyme inactivation. The pellet die is another place where the enzyme is likely to be exposed to temperature stress. Depending on the steam pressure utilised in the conditioning chamber and the moisture percentage of the feed to be pelleted, the temperature of the meal going into the pellet die chamber can range from 50 to 90^0 C.

C. Method of Providing Enzyme to Animals

Applying fibrolytic exogenous enzymes in a liquid form onto feeds prior to consumption can have a positive effect on animal performance (Rode et al. 1999; Schingoetheet al. 1999; Kung et al. 2000; Yang et al. 2000). In contrast, infusion of enzymes into the rumen has not been effective (Lewis et al. 1996; McAllister et al. 1999; Sutton et al. 2001). The close association of enzymes with feed may enable some form of preingestive attack of the enzymes upon the plant fiber and/or enhance binding of the enzymes to the feed, thereby increasing the resistance of the enzymes to proteolysis in the rumen. There is apparently little or no requirement for a reaction phase or incubation time between treatment and feeding of forages. Lewis et al. (1996) observed an increase in total-tract NDF digestibility when an enzyme solution was applied to dry hay prior to feeding, but there was no difference between applying the enzyme immediately before feeding and a 24 h incubation period. In vitro studies have reported similar results (Colombatto 2000).

Exogenous enzymes may be expected to be more effective when applied to high moisture feeds (such as silages) compared to dry feeds because of the higher moisture content. The requirement for

water in the hydrolysis of soluble sugars from complex polymers is a fundamental biochemical principle. Furthermore, silage pH values are usually at, or around, the optimal pH for most fungal enzymes. However, in practice, some exogenous enzymes are more effective when applied in a liquid form to dry forage as opposed to wet forage. Feng et al. (1996) applied an enzyme solution directly to grass and observed no effect when added to fresh or wilted forage; however, when it was applied to dried grass, enzymes increased DM and fiber digestibility. Similarly, Yang et al.(2000) reported increased milk production and digestibility of the diet when enzymes were added to the concentrate portion of a dairy cow diet, but not when they were added directly to TMR. In contrast, Phipps et al. (2000b) reported no difference between adding an enzyme product to concentrate or TMR, but the enzyme product used in that study was not effective. The reduced efficacy of exogenous enzymes applied to ensiled feeds may be due to inhibitory compounds in fermented feeds. The application of exogenous enzymes to silages can accelerate their aerobic deterioration. The growth of the epiphytic microbiota is stimulated by soluble sugars released by enzyme treatment, which could lead to a decrease of the silage feed value if the time elapsed between enzyme application and consumption is sufficiently long (Wang et al. 2002).

Action of Enzymes

The increased production in animals by the effect of exogenous enzymes is primarily due to the increase in fiber digestion of feed components (NDF and ADF). It is clear that the mode of action for exogenous enzymes improving digestion of plant cell wall is complex.The effect is greater when enzymes are applied to the feed just before it is consumed (Beaucheminet al. 2004)and it is unclear whether the effect of enzymes is the result of their action in the feed or in the rumen. However, the conditions of pH, temperature, and contact substrate outside the rumen are not conducive to the action of exogenous enzymes. Therefore, their effect must be because of their action inside the rumen.In addition, synergy among different enzymes has been reported raising the possibility of combining different enzymes from various microorganisms to develop products with higher activity. Yang et al. (2000) reported higher digestibility of DM in vitro when two enzymatic products were applied together, although this effect was only apparent using alfalfa hay (better quality forage). Neither enzyme in isolation nor both in synergy had any effect when used with rice straw (lower quality forage).

Exogenous enzymes in the rumen are generally more stable (Morgavi et al. 2000b; Morgavi et al. 2001), particularly when applied to feed prior to ingestion. Application of enzymes to feed enhances the binding of the enzyme with the substrate, which increases the resistance of the enzymes to proteolysis and prolongs their residence time within the rumen.In the rumen, the close association between digestive bacteria and feed particles concentrates digestive enzymes near their particular substrates.However, some ensiled feeds contain compounds that are inhibitory to xylanases (Nserekoet al. 2000), therefore, applying enzymes to dry feeds decreases the variability in response.Applying enzymes to feed also provides a slow-release mechanism for enzymes in the rumen (Beaucheminet al. 1999a).Thus, the greater the proportion of the diet treated with enzymes, the greater the chances that enzymes endure in the rumen. Without this stable feed-enzyme complex, the enzymes are solubilized in ruminal fluid and flow rapidly from the rumen.

Pre-consumptive effects of exogenous enzymes causing the release of soluble carbohydrates (Hristovet al. 1996), and in some cases, partial solubilization of NDF and ADF (Gwayumba and Christensen 1997; Krause et al. 1998). Nserekoet al. (2000) demonstrated compelling evidence that applying enzymes to feed causes structural changes to occur, thereby making feed more amenable to degradation. Cell wall hydrolysis in the rumen proceeds in an erosive manner (White et al. 1993), and it is well recognized that a major constraint to digestion is the limited colonization and penetration of cellulolytic microbes and their hydrolytic enzymes onto the exposed surfaces of feed particles.Adding

exogenous enzymes to the diet increases the hydrolytic capacity of the rumen mainly due to increased bacterial attachment (Yang et al. 1999; Morgaviet al. 2000c; Wang et al. 2001), stimulation of rumen microbial populations (Wang et al. 2001; Nserekoet al. 2002), and synergistic effects with hydrolases of ruminal microorganisms (Morgaviet al. 2000a). The net effect is increased enzymatic activity within the rumen, which enhances digestibility of the total diet fed. Thus, improvements in digestibility are not limited to the dietary component to which the enzymes are applied. Increased hydrolytic capacity of the rumen can also lead to an increase in digestibility of the non-fiber carbohydrate fraction, in addition to increasing digestibility of the fiber components of a diet.

Use of Fibrolytic Enzymes in Ruminants

Ruminants are required to use fibrolytic enzymes, amylases, and proteases, which are mostly multienzyme complexes containing cellulases, xylanases, amylases, and pectinases (Ugwuanyiet al. 2016). They are commonly used to improve the digestibility of fodder cell walls, increase the availability of starch in cereals, and improve dairy cattle performance (Rojo et al. 2005). Fibrolytic enzymes (β-glucanases and xylanases) were initially used in pigs and poultry to eliminate anti-nutritional factors and dissolve the pericarp covering the endosperm of the grain.Addition of enzymes to ruminant diets could improve digestibility of fibrous feeds, lowering feeding costs by reducing the use of grains, which are commonly used in rations, and enhancing productivity and feed conversion (Beaucheminet al.2010). According to Rodrigues et al. 2008; Wang et al. 2012; and Salem et al. 2013, exogenous fibrolytic enzymes increased the digestibility of DM, NDF, and acid detergent fibre (ADF).

Effect of enzyme treated dry roughages on in vitro fermentation

TMR containing an enzyme extract of *Cellulomonasflavigena*boosted cellulose breakdown in vitro from forages fed to ruminants (Torres et al. 2013). Thakur and Shelke (2011) investigated the effect of different storage periods and temperatures on enzyme activity and in vitro digestibility of TMRs containing exogenous fibrolytic enzymes (EFEs), concluding that storage (up to 60 days) and heating during pelleting (up to 80°C) of TMRs had no adverse effect on cellulose and xylanase activities and in vitro fibre digestibility.According to Oba and Allen (1999), DM intake and 4% fat-corrected milk production rose by 0.17 kg/d and 0.25 kg/d, respectively, for each unit increase in in vitro digestibility of NDF.

Effect of enzyme treated dry roughages on DM intake and production

Thorat (2021) reported that the average daily DMI for control (pelleted complete feed containing 60% gram straw and 40% concentrate mixture), T_1group (pelleted feed containing 45% cotton stalk, 15%gram straw and 40% concentrate mixture supplementedwith yeast andmultienzymes) and T_2group (pelleted feed of 60% cotton stalk and 40% concentrate mixture supplementedwith yeast and multienzymes) was found to be 673.85±12.39, 689.82±18.48 and 699.09±25.44 g per day respectively.The DMI varied significantly during the various weeks, however differences amongst the groups were non-significant.The daily DMI amongst the group did not vary significantly.

Gad et al. (2011) observed the DM intakes in corn stalk (183 g/day) and wheat straw (176 g/day) fed groups were lower than berseemhay fed group (228 g/day), while concentrate intake was similar (1076 g/day) in all groups. The change in concentrate-to-forage ratio of the cotton stalk and wheat straw rations was probably caused by lower palatability which is not a limiting factor for high-quality forages, berseem hay.Gadoet al. (2009) reported 13% greater DM intake and 23% greater milk production in cattle fed with fibrolytic enzymes compared with the control group. Exogenous fibrolytic enzymes enhance cows' energy status by lowering plasma levels of β-hydroxybutyrate, indicating that fat mobilisation from adipose tissue is lowered both early (Holtshausenet al. 2011) and

middle lactation (Dean et al. 2013). Exogenous enzymes have been shown to increases microbial protein production, indicating that the rumen bacterial population has grown (Elwakeelet al. 2007). In several trials, DM intake was also shown to be higher (Krueger et al. 2008).

Effect of enzyme treated dry roughages on digestibility, weight gain and FCR

Thorat (2021) reported that the average daily gainsand FCR was significantly better in control group fed 100% gram straw (108.86±8.24 g/day and 8.98±0.73) as compare to 25% gram straw + 75% cotton stalk (100.81±6.91g/day and 10.45±0.95) and 100% cotton stalk (87.58±5.72 g/day and 11.83±0.61) supplemented with yeast and multienzymesbased pelleted complete diet respectively.

The use of fibrolytic exogenous enzymes in high-grain diets may improve the forage fraction digestibility. In finishing diets for bulls supplemented with a commercial enzyme, Krause et al. (2003) reported a 28% increase in ADF digestibility of a diet with 95%concentrate (mostly barley grain).Beaucheminet al. (1997) reported that fibrolytic enzymes improve feed conversion by 11% only when the diet contained barley grain, but not corn grain, suggesting that the enzymes could be acting on the pericarp. Weight gain increased by 16%, and feed conversion improved by 9%, according to Salem et al. (2013).

Effect of enzyme treated dry roughages on rumen fermentation gases

The use of fibrolytic enzymes in ruminants has also been linked to the production of greenhouse gases. Livestock is responsible for 18% of global greenhouse gas emissions. Animals that are more productive consume more food, make more excrement, and emit more greenhouse gases in absolute terms than animals that are less productive. However, when compared to less productive animals, the most productive animals produced much fewer greenhouse gases per unit of animal product (Hristovet al. 2013). According to Flachowsky (2011), a cow producing 40 kg of milk per day emits 50% less carbon dioxide (CO_2) per kg of milk produced than a cow producing 10 kg per day, and a calf gaining 1.5 kg per day emits 70% less CO_2 than one gaining 1.0 kg per day.Improving feed quality is one approach to boost animal output.

Chung et al. (2012) observed that adding enzyme to the diet did not affect ruminal fluid concentrations of total VFA and NH_3 or molar proportions of individual VFA. Concentrations of total VFA and NH_3 and molar proportions of individual VFA in ruminal fluid changed after feeding.Arriola et al. (2011) found that cows on diets containing 48% concentrate supplemented with fibrolytic enzymes produced 11% less methane than cows on diets containing just 33% concentrate, indicating that the response is a function of the forage: concentrate ratio. Also reported that an increase in total VFA concentration and a decrease in the acetate: propionate ratio in ruminal fluid. Gadoet al. (2009) and Beaucheminet al. (2000) reported an increase in the proportion of acetate in ruminal fluid by fibrolytic enzymes, whereas Beaucheminet al. (1999) and Yang et al. (1999) reported no effect of fibrolytic enzymes on ruminal fermentation.

Effect of enzyme treated dry roughages on rumen liquor parameter

Santoso et al. (2021) reported that he NH_3-N concentrations in the rumen varied from 65.0 to 85.5 mg/100 ml. Block having 2% cellulolytic bacteria had higher productions of acetate and total VFA than blocks B and A having 1% cellulolytic bacteria and without microbes. Also found that The higher VFA concentration in goats fed on blocks B and C could be because of higher OM digestibility by feeding different complete feed blocks based on agro-industrial by-products with cellulolytic bacteria.Thorat (2021) stated that the average NH_3-N values for control (100% gram straw), 25% gram straw + 75% cotton stalk and 100% cotton straw group with completed pelleted feedwere found to be 21.03±0.84, 22.38±0.45 and 22.11±0.63mg/100 ml SRL which shows non-significant differences amongst the groups.Also average TVFA values were found to be 11.46±0.21, 11.52±0.37

and 11.24±0.26mEq/Lfor control (100% gram straw), 25% gram straw + 75% cotton stalk and 100% cotton straw group however differences amongst the groups were non-significant.The rumen liquor total nitrogen production, average TCA-ppt-N total nitrogen values and average NPN values did not vary significantly amongst the various groups as well as various periods.

Kholif and Aziz (2014) reported that goats fed diets with Asperozym(cellulase from *Asperigillus niger*)group had the highest value of ammonia nitrogen, non-protein nitrogen, total nitrogen, true protein and microbial protein followed by goats fed diets with Tomoko (a commercial exogenous cellulytic enzymesource produced from *Aspergillusniger* var. *awamori*) group and the control group.

Effect of enzyme treated dry roughages on rumen pH andmicrobial population density

Santosoet al. (2021) reported that the rumen pH values of goats fed of cellulolytic bacteria in different Complete Feed Blocks were not different. Thorat (2021) reported the rumen liquor pH was significantly less on 0th day for 100% gram straw group, 25%gram straw + 75% cotton stalk and 100% cotton stalk with complete pelleted feed group supplemented with yeast and multienzymesand it was increased significantly at successive month in each group and it was comparable during 30th, 60th and 90th day for 100% gram straw and 25% gram straw + 75% cotton stalk group.

Chung et al. (2012) observed that population densities of total protozoa, bacteria, and methanogens in ruminal fluid were not affected by enzyme addition. However, population densities of certain bacteria, calculated as copy number of species-specific 16S-rRNA genes, were affected by enzyme treatment. Kholif and Aziz (2014) reported that as for total ruminal protozoa count ($x10^4$ cell/ml rumen liquor), goats fed Asperozym(cellulase from *Asperigillusniger*)had the highest total ciliate densities followed by control and Tomoko groups, with no differences between control and Tomoko(a commercial exogenous cellulytic enzymesource produced from *Aspergillusniger* var. *awamori*)groups.Dietary addition of enzyme also had no effect on ruminal pH variables. The minimum and maximum pH and the daily fluctuations of ruminal pH from the maximum to minimum were similar among treatments(Chung et al. 2012).

Effect of enzyme treated dry roughages on economical production

Burghate (2021) reported the cost of feed per kg body weight gain was lowest in (Rs. 91.61) in complete gram straw was replaced with ozone treated cotton stalk in pelleted complete feed group of goats followed by (Rs. 94.69) in 75 percent gram straw was replaced with ozone treated cotton stalk in pelleted complete feed group of goats supplemented with fibre degrading enzymes and yeast, however feeding cost was highest in control group fed gram straw based pelleted complete feed without supplementation of fibre degrading enzymes and yeast.Thorat (2021) revealed that the total cost of feed per kg body weight gain was lowest in treatment group fedcomplete pelleted feed with 25% gram straw + 75% cotton stalksupplemented with yeast and multi-enzymes (Rs 103.75). Higher cost per kg body weight gain (Rs 140.71) was found in control group (100% gram straw). Total feed costper kg body weight gain in group fed with 100% cotton stalk supplemented with yeast and multi-enzymes was found to be Rs 123.81. However, considering the overall economics at stall fed goat rearing, group fed with 25% gram straw + 75% cotton stalk was proved to be more economical.

The use of exogenous enzymes with forages in ruminant feeding is the potential to reduce the grain level in the ration that reducing costs (Schingoetheet al. 1999).Mendoza et al. (2013) reported study with dairy cattle (for 114 days) show an increase in production of 1.5 kg/d, but the cost of the enzymes was US$0.39/dose/cow, leaving a profit of US$0.09/cow/day. Economic losses could be substantial if the investment in enzymes is not matched by increases in production because lower forage quality limits the effect of the enzyme. This may present a limitation on the use of enzymatic additives because they represent an increase in the cost of production.

Conclusion

Enzyme supplementation in ruminant diets has been shown to improve cell wall digestion, feed utilisation, growth, and production performance in ruminants. Adding fibrolytic enzymes to the diets of ruminants enhanced milk yield while also increasing the differential and total count of all species of ruminal microbial population and increasing nutritional digestibility in vitro. However, in depth into studies with enzymes from different sources its delivery in ruminant diet is desired.

Acknowledgements

Authors did not receive any funds for conducting this study exclusively. However, corresponding author has deep regards for the Director of Research, Maharashtra Animal & Fishery Science University, Nagpur and Associate Professor & Head, Department of Chemical Engineering, Visvesvaraya National Institute of Technology, Nagpur. In addition to that, the support and motivation of Professor &Head, Department of Animal Nutrition, Nagpur Veterinary College, Nagpur. Authors have deep gratitude towards Assistant Professor, Department of Animal Nutrition, Nagpur Veterinary College, Nagpur, India, for helping in English language corrections of this manuscript.

Declaration of interest: No personal conflict of interest.

Funding: There is no funding associated with the work featured in this article.

Data Availability: Not applicable.

ORCID: Suresh F. Nipanehttps://orcid.org/0000-0002-5742-9057

References

20th Livestock Census, Key Results (Provisional). Ministry of Fisheries, Animal Husbandry and Dairying. Department of Animal Husbandry & Dairying, KrishiBhawan, New Delhi. 2019.

Adesogan AT.2005. Improving forage quality and animal performance with fibrolytic enzymes. In: 2005 Florida Ruminants Nutrition Symposium, pp. 91-109.

Arce-Cervantes O, Mendoza G, Miranda LA, Meneses M, Loera O. 2013. Efficiency of lignocellulolytic extracts from thermotolerant strain Fomes sp. EUM1: stability and digestibility of agricultural wastes. Journal of Agricultural Science and Technology. 15(2): 229–240.

Arriola KG, KimSC, Staples CR,Adesogan AT.2011. Effect of fibrolytic enzyme application to low- and highconcentrate diets on the performance of lactating dairy cattle. Journal of Dairy Science. 94(2):832–841.

Avellaneda JH, Pinos-Rodriguez JM, Gonzalez SS. 2009. Effects of exogenous fibrolytic enzymes on ruminal fermentation and digestion of Guinea grass hay. Animal Feed Science and Technology.149(1-2):70–77.

Bassiouni MI, Gaafar HMA,MohiEl-Din AMA, Metwally AM,Elshora MAH. 2011. Evaluation of rations supplemented with fibrolytic enzyme on dairy cows performance 3. In situ ruminal degradability of rations containing different roughages at two concentrate to roughage ratios. Researcher. 3:21-33.

Beauchemin KA, Holtshausen L. 2010. Development in enzyme usage in ruminants, in Enzymes in Farm Animal Nutrition, M. R. Bedford and G. G. Partridge, Eds., pp. 206–230, CAB International, Oxfordshire, UK, 2nd edition.

Beauchemin KA, ColombattoD, Morgavi DP. 2004. A rationale for the development of feed enzyme products for ruminants. Canadian Journal of Animal Science.84(1):23–36.

Beauchemin KA, ColombattoD, MorgaviDP, YangWZ,Rode LM. 2004. Mode of action of exogenous cell wall degrading enzymes for ruminants. Canadian Journal of Animal Science. 84(1):13–22.

Beauchemin KA, Jones SDM, RodeLM, Sewalt VJH.1997. Effects of fibrolytic enzymes in corn or barley diets on performance and carcass characteristics of feedlot cattle. Canadian Journal of Animal Science. 77(4):645–653.

Beauchemin KA, YangWZ, Rode LM. 1999a. Effects of grain source and enzyme additive on site and extent of nutrient digestion in dairy cows. Journal of Dairy Science. 82:378–390.

Beauchemin KA, Yang WZ,Rode LM. 2001. Effects of barley grain processing on the site and extent of digestion of beef feedlot finishing diets. Journal of Animal Science. 79(7):1925–1936.

Brillouet JM, Hoebler C. 1986. Les Hémicellulases. ln: Hydrolases et Dépolymérases. Enzymes d'inferêtIndustriel, Mouranche, A. and Costes, C. (eds). pp. 166-197.

Burghate SV. 2021. Sudies on replacement of gram straw with ozone treated cotton stalk supplemented with yeast and multienzymes in pelleted complete feed of growing goats. MVSc Thesis submitted of Maharashtra Animal and Fishery Sciences University, Nagpur.

Chung YH, Zhou M, Holtshausen L,Alexander TW,McAllister TA,Guan LL,Oba M, Beauchemin KA. 2012. A fibrolytic enzyme additive for lactating Holstein cow diets: Ruminal fermentation, rumen microbial populations, and enteric methane emissions. Journal Dairy Science. 95:419–1427

Dean DB, Staples CR,Littell RC, KimS, Adesogan AT. 2013. Effect of method of adding a fibrolytic enzyme to dairy cow diets on feed intake digestibility, milk production, ruminal fermentation, and blood metabolites. Animal Nutrition and Feed Technology.13(3):337–357.

Edney MJ, Classen HL, Campbell GL. 1986. Application of a Simple Radial Gel Diffusion Assay for Endo-|3-Glucanase Activity in Dietary Enzyme Supplements. Poultry Science. 65:72-77.

Elwakeel EA, TigemeyerEC, Johnson BJ, Armendariz CK, Shirley JE.2007. Fibrolyticenzymesnto increase the nutritive value of dairy feedstuffs. Journal of Dairy Science. 90(11):5226–5236.

Feng P, HuntCW, Pritchard GT, Julien WE. 1996. Effect of enzyme preparations on in situ and in vitro degradation and in vivo digestive characteristics of mature cool-season grass forage in beef steers. Journal Animal Science. 74:1349–1357.

Flachowsky G. 2011. Carbon-footprints for food of animal origin, reduction potentials and research need. Journal of Applied Animal Research. 39(1):2–14.

Francesch-Oller M. 1991. Valoraciónnutritiva de cebadaspara la alimentaciónaviar. Memoria de Thesis Doctoral, UniversitatAutónoma de Barcelona.

Gaafar HMA, Abdel-Raouf EM, El-Reidy. 2010. Effect of fibrolytic enzyme supplementation and fiber content of total mixed ration on productive performance of lactating buffaloes. Slovak Journal Animal Science. 43:47-153.

Gad SW, Abdel-Gawad MH, El-Sabaawy EH, Ali HM, El-Bedawy TM. 2011. Effect of fibrozyme and roughage type on growth performance and carcass characteristics of growing Barki sheep. Indian Journalof Animal Nutrition.28(2):172-76.

Gado HM, Salem AZM, Robinson PH, Hassan M. 2009. Influence of exogenous enzymes on nutrient digestibility, extent of ruminal fermentation as well as milk production and composition in dairy cows. Animal Feed Science and Technology. 154(1-2):36–46.

Gusakov AV, Markov AV, Grishutin SG, Semenova MV, Kondratyeva EG, Sinitsyn AP. 2002. Viscometric method for assaying of total endodepolymerase activity of pectinases. Biochemistry (Mosc). 67(6):676-82.

Gusakov AV, Kondratyeva EG, Sinitsyn AP. 2011. Comparison of two methods for assaying reducing sugars in the determination of carbohydrase activities. International Journal of Analytical Chemistry. 283658.

Gwayumba W, Christensen DA. 1997. The effect of fibrolytic enzymes on protein and carbohydrate degradation fractions in forages. Canadian Journal Animal Science.77:541–542.

Haight M. 2005. Assessing the environmental burdens of anaerobic digestion in comparison to alternative options for managing the biodegradable fraction of municipal solid wastes. Water Science and Technology. 52:553-559.

Holtshausen L, Chung YH, Gerardo-CuervoH, Oba M,Beauchemin KA. 2011. Improved milk production efficiency in early lactation dairy cattle with dietary addition of a developmental fibrolytic enzyme additive. Journal of Dairy Science.94(2):899–907.

Hristov AN, RodeLM, BeaucheminKA,Wuerfel RL. 1996. Effect of a commercial enzyme preparation on barley silage in vitro and in sacco dry matter degradability. pp 282–284 in Proc. Western Section, American Society of Animal Science.

Hristov AN, OttT, Tricarico J. 2013. SPECIAL TOPICS Mitigation of methane and nitrous oxide emissions from animal operations: III. A review of animal management mitigation options. Journal of Animal Science91(11):5095–5113.

IGFRI Vision.2050. ICAR- Indian Grassland Fodder Research Institute, Jhansi, Uttar Pradesh, India.

Inborr J. 1989. Practical application of feed enzyme. in: Feed Enzymes in Animal Production, Forum Feeds Symposium, The National Motorcycle Museum Solihull. pp. 67-70.

Inborr J. 1990. Practical application of feed enzymes. Feed Compounder. 10:41-49.

Kholif AM, Aziz HA. 2014. Influence of feeding cellulytic enzymes on performance, digestibility and ruminal fermentation in goats.Animal Nutrition and Feed Technology.14:121-136.

Kholif AM, El-Ashry MA, El-Alamy HA, El-Sayed HM,Fadel M, Kholif SM. 2005. Biological treatments of banana wastes for feeding lactating goats. Egyptian Journal of Nutrition and Feeds.2:149-162.

Krause DO, Denman SE, Mackie RI. 2003. Opportunities to improve fiber degradation in the rumen: microbiology, ecology, and genomics. FEMS Microbiology Reviews. 27(5), 663–693.

Krause, M., Beauchemin, K.A., Rode, L.M., Farr, B.I., Norgaard, P., 1998. Fibrolytic enzyme treatment of barley grain and source of forage in high-grain diets fed to growing cattle. Journal Animal Science. 96:1010–1015.

Krueger NA, Adesogan AT, Staples CR. 2008. Effect of method of applying fibrolytic enzymes or ammonia to Bermudagrass hay on feed intake, digestion, and growth of beef steers. Journal of Animal Science. 86(4):882–889.

Krueger NA, Adesogan AT. 2008. Effect of different mixtures of fibrolytic enzymes on the digestion and fermentation of Bahiagrass hay. Animal Feed Science and Technology. 145:84-94.

Kung L.1993. Direct-fed microbial and enzyme feed additives. ln: Direct-fed microbial, enzymes, and forage additive compendium, National feed Ingredients Assn., West Des Moines, Iowa, pp. 17-21.

Kworr D. 1987. Food biotechnology. Marcel Dekker Inc., New York, pp. 234-345.

Mascarell J., 1994. Efecto de la utilizaciónenzimática en dietasparacerdos. Memoria de Tesis Doctoral, UniversitatAutónoma de Barcelona.

Mascarell, J, Ryan M. 1997. Technical aspects of enzyme utilization: Dry vs liquid enzymes. In: Morand-Fehr P. (ed.). Feed manufacturing in Southern Europe: New challenges. Zaragoza: CIHEAM. 161-174.

Mendoza MGD, HernandezGPA, Plata PFX, Martınez GJA. 2013. Evaluacioneconomica del uso de enzimas ´ fibrolıticas en Mexico usadas en ruminates, in 16th CongresoBienal AMENA, Puerto Vallarta, Mexico, Octubre, 2013.

Meraz EO, Loera-CorralGD, Mendoza M. 2012. Efecto del pH y del lıquidoruminalclarificado en la estabilidad de un productoenzimaticofibrolıtico," Agrociencia. 46(4):347–358.

Ministry of New and Renewable Energy. 2009. Govt. of India, New Delhi.

Morgavi DP, Newbold CJ,Beever DE, Wallace RJ. 2000b. Stability and stabilization of potential feed additive enzymes in rumen fluid. Enzyme and Microbial Technology 26:171–177.

Morgavi, D.P., Beauchemin, K.A., Nsereko, V.L., Rode, L.M.,Iwaasa, A.D., Yang, W.Z., McAllister, T.A., Wang, Y., 2000a. Synergy between ruminalfibrolytic enzymes and enzymes from *Trichoderma Longibrachiatum.* Journal Dairy Science, 83, 1310–1321.

Morgavi DP, BeaucheminKA, NserekoVL, Rode LM, McAllister TA, IwaasaAD, Wang Y,Yang WZ. 2001. Resistance of feed enzymes to proteolytic inactivation by rumen microorganisms and gastrointestinal proteases. Journal Animal Science. 79:1621–1630.

Morgavi DP, NserekoVL, RodeLM, BeaucheminKA, McAllisterTA, Wang Y. 2000c. A *Trichoderma* feed enzyme preparation enhances adhesion of Fibrobactersuccinogenes to complex substrates but not to pure cellulose. Page 31 in Proc. XXV Conf. Rumen Function, Chicago.

Nsereko VL, MorgaviDP, RodeLM, Beauchemin KA, McAllister TA. 2000. Effects of fungal enzyme preparations on hydrolysis and subsequent degradation of alfalfa hay fiber by mixed rumen microorganisms in vitro. Animal Feed Science and Technology. 88:153–170.

Nsereko VL, BeaucheminKA, Morgavi DP, Rode LM, Furtado AF, McAllister TA, IwaasaAD, YangWZ, Wang Y. 2002. Effect of a fibrolytic enzyme preparation from *Trichodermalongibrachiatum* on the rumen microbial population of dairy cows. Canadian Journal of Microbiology.48:14–20.

ObaM, Allen MS. 1999. Evaluation of the importance of the digestibility of neutral detergent fiber from forage: effects on dry matter intake and milk yield of dairy cows. Journal of Dairy Science.82(3):589–596.

Owen E, SmithT,Makkar H. 2012. Successes and failures with animal nutrition practices and technologies in developing countries: a synthesis of an FAO e-conference," Animal Feed Science and Technology.174(3-4):211–226.

Paloheimo M, PiironenJ, Vehmaanpera J. 2010. Xylanases and cellulases as feed additives, in Enzymes in Farm Animal Nutrition, M. R. Bedford and G. G. Partridge, Eds., pp. 12–53, CAB International, London, UK, 2nd edition.

Pérez-Vendrell AM, Francesch M. 1991. Analytical methods to evaluate barley quality from monogastrics nutrition. ln: New trends in barley qualify for malting and feeding, Molina-Cano, J.L andBrufau, J. (eds). CIHEAM. pp. 75-85.

Phipps RH, SuttonJD, BeeverDE, BhatMK, Hartnell GF, Vicini J, Hard DL. 2000b. Effect of cell-wall degrading enzymes and method of application on feed intake and milk production of Holstein-Friesian dairy cows. Journal Dairy Science.83(Suppl. 1):23(Abstr.).

Rajamma K, Srinivas KumarD, RaghavaRao E, NarendraNath D. 2015. *In vitro* evaluation of total mixed rations supplemented with or without fibrolytic enzymes. Animal Science Reporter.9:63-69.

Rajamma K, Srinivas KumarD, RaghavaRao E, NarendraNath D. 2014. Effect of fibrolytic enzymes supplementation on rumen fermentation of buffalo bulls fed total mixed rations. International Journal of Agricultural Sciences and Veterinary Medicine. 2:106-113.

Rodrigues MAM, PintoP, BezerraRMF. 2008. Effect of enzyme extracts isolated from white-rot fungi on chemical composition and in vitro digestibility of wheat straw. Animal Feed Science and Technology.141(3-4):326–338.

Rojo RR, MendozaGD, Pinos-Rodrıguez JM. 2007. Enzimasamilolıticas en la alimentacion de ruminates. UniversidadyCienci. 23(2):173–181.

Rojo R, Mendoza GD, González SS, Landois L, Bárcena R, Crosby MM. 2005. Effects of exogenous amylases from *Bacillus licheniformis* and *Aspergillusniger* on ruminal starch digestion and lamb performance. Animal Feed Science and Technology. 123:655–665.

Salem AZM, GadoHM, Colombatto D, Elghandour MMY. 2013. Effects of exogenous enzymes on nutrient digestibility, ruminal fermentation and growth performance in beef steers.Livestock Science.154(1–3):69–73, 2013.

Santoso B, Widayati TW, Hariadi BT, Lekitoo MN. 2021. Addition of cellulolytic bacteria in complete feed block based on agro-industrial by-products for Kacang goats. SouthAfrican Journal of Animal Science.51(3):378-386.

Sawsan M, Gad, Abdel-Gawad MH,Eman H El-Sabaawy, Ali HM, El-Bedawy TM. 2011. Effect of Fibrozyme and Roughage Type on Growth Performance and Carcass Characteristics of Growing Barki Sheep. Indian Journal of Animal Nutrition. 28(2):172-176.

Schingoethe DJ, Stegeman GA, Treacher RJ. 1999. Response of lactating dairy cows to a cellulase and xylanase enzyme mixture applied to forages at the time of feeding, Journal of Dairy Science.82(5):996–1003.

SilversidesFG, Bedford MR. 1999. Effect of Pelleting Temperature on the Recovery and Efficacy of a Xylanase Enzyme in Wheat-Based Diets. Poultry Science. 78:1184–1190.

Staton R. 1988. The use of enzymes in the food industry. Food science and technology today. 2(3):181-189.

Thakur SS, Shelke SK. 2011. Effect of different periods of storage and heating temperatures of total mixed rations containing fibrolytic enzymes on enzyme activity and in vitro digestibility. Indian Journal Animal Nutrition. 28(3):293-298.

Thorat OS. 2021. Sudies on onreplacement of gram straw with cotton stalk supplemented with yeast and multienzymes in pelleted complete feed of growing goats. MVSc Thesis submitted of Maharashtra Animal and Fishery Sciences University, Nagpur.

Torres N, Mendoza GD, Barcena JR, Gonzalez SS, Loera O, Salem AZM, Lara A. 2013. Effect of a fibrolytic enzymatic extract from *Cellulomonasflavigena* on in vitro degradation and in vivo digestibility and productive performance of lambs. Animal Nutrition and Feed Technology. 13:583-592.

Ugwuanyi JO. 2016. Enzymes for nutritional enrichment of agro-residues as livestock feed. In Agro-Industrial Wastes as Feedstock for Enzyme, Production; Gurpreet, S. D., Surinder, K., Eds.; Academic Press: Cambridge, MA, USA, pp. 233–260.

Voragen AGJ, Geerst F, Pilnik W. 1982. Hemicellulases in enzymatic fruit processing. ln: Utilisation des enzymes en technologiealimentaire, pp. 497-502.

Wang Y, Ramirez-Bribiesca JE,YankeLJ, Tsang A, McAllister TA. 2012. Effect of exogenous fibrolytic enzyme application on the microbial attachment and digestion of barley straw in vitro. Asian-Australasian Journal of Animal Sciences. 25(1):66–74.

Wang Y, McAllisterTA, Rode LM,BeaucheminKA, MorgaviDP, NserekoVL, Iwaasa AD, Yang W.2002. Effect of exogenous fibrolytic enzymes on epiphytic microbial populations and in vitro silage digestion. Journal of the Science of Food andAgriculture. 82:760–768.

Wang Y, McAllisterTA, RodeLM, BeaucheminKA, Morgavi DP,NserekoVL, IwaasaAD, Yang W. 2001. Effects of an exogenous enzyme preparation on microbial protein synthesis, enzyme activity and attachment to feed in the Rumen Simulation Technique (Rusitec). British Journal of Nutrition. 85:325– 332.

White BA, Mackie RI, Doerner KC.1993. Enzymatic hydrolysis of forage cell walls. Pages 455–484 in Forage Cell Wall Structure and Digestibility. H. G. Jung, D. R. Buxton, R. D. Hatfield, and J. Ralph, ed. Am. Soc. Agron., Crop Sci. Soc. Am., Soil Sci. Soc. Am., Madison, WI.

Wood PJ. 1981. The use of dye-polysaccharide interactions in β-D-Glucanase assay. Carbohydrate Research. 94:C19.

Yang WZ, BeaucheminKA, Rode LM. 1999. Effects of enzyme feed additives on extent of digestion and milk production of lactating dairy cows. Journal Dairy Science. 82:391–403.

Yang WZ, BeaucheminKA, Rode LM. 2000. A comparison of methods of adding fibrolytic enzymes to lactating cow diets. Journal of Dairy Science. 83(11):2512–2520.

ROLE OF IMMUNOSTIMULANTS IN AQUACULTURE

***K.G. Pithiya[1], H. M. Zankat[1],Y.V. Rajput[2], H. B. Solanki[1], A. B. Bamaniya[1]**

[1]College of Fisheries Science, Kamdhenu University, Himmatnagar-383010
[2.] PG Institute of Agribusiness Management, JAU, Junagadh-362001
**Corresponding Author's email: pithiyakuldip01@gmail.com*

Abstract

Microbial diseases threaten aquaculture, causing significant losses, especially in shrimp farming. With no effective treatments for viral infections, immunostimulants offer a vital alternative by enhancing innate and adaptive immunity, reducing antibiotic use, and mitigating antimicrobial resistance. These include polysaccharides, β-glucans, chitin, herbs, vitamins, probiotics, and biological factors, each boosting immune responses differently. Immunostimulants help reduce fish mortality from bacterial, viral, and parasitic infections, though they are less effective against intracellular pathogens. Their strategic use during stress conditions improves disease resistance, making them a key tool for sustainable aquaculture health management.

Key words: Immunostimulant, Aquaculture, Immunomodulator, WBC

Introduction

Over the past two decades, microbial diseases have posed a major challenge to aquaculture, particularly in shrimp farming. The spread of pathogens across borders without proper quarantine has led to severe economic losses. Since effective treatments for viral infections are lacking, immunostimulants have emerged as a vital strategy for disease control.

Immunostimulants enhance immunity, which is crucial for disease resistance in fish and shrimp. Immunity consists of innate and adaptive responses, with innate immunity further divided into external barriers, humoral, and cellular immunity. Given the rising threat of antimicrobial resistance, immunostimulants offer a sustainable alternative by reducing reliance on antibiotics, lowering disease risk, and improving survival rates in aquaculture.

Immunomodulator

An immunomodulator is a substance that regulates the immune system to enhance the body's ability to fight diseases or infections. Iimmunomodulators can increase or suppress the immunity.There are three types of immunomodulators 1)Immunosuppressants 2) Immunostimulants and 3) immunoadjuvant (Behl et al.,2021). Immunosuppressants are lower immune system activity. Immunostimulants are the enhance the immunity and immunoadjuvantenhances or modulates the immune response to an antigen.

Immunostimulants

In aquaculture, immunostimulants boost the immune system of aquatic animals, enhance their ability to resist diseases. Immunostimulant is a substance that boosts the immune system, increasing its ability to fight infections and diseases, either specifically by targeting certain antigens or non-specifically by activating immune components(Sharma et al.,2024).Immunostimulants can be classified into different categories based on their source, including bacterial preparations, polysaccharides, plant or animal extracts, nutritional compounds, and cytokines. Utilizing these

various types of immunostimulants is a valuable approach to enhancing the immune response and disease resistance in fish and shellfish (Wang et al.,2017). Immunostimulant delivered by injection, immersion or oral uptake.

Mechanism of Immunostimulants

Blood is essential for living organisms, consisting of plasma and cells. Plasma contains water, organic and inorganic compounds, including proteins like albumin and globulin. Gamma globulin, a type of globulin, functions as an immunoglobulin.

Blood cells include Red Blood Cells (RBCs), White Blood Cells (WBCs), and platelets. RBCs are the most abundant, while WBCs play a crucial role in immunity. WBCs are divided into granulocytes (neutrophils, eosinophils, basophils) and agranulocytes (lymphocytes, monocytes). Neutrophils, the most numerous, act as phagocytes, while lymphocytes and monocytes support immune responses. WBCs are vital for the body's defence against pathogens.

In fish, pathogen-assisted pattern recognition (PAPR) triggers an immune response by recognizing molecules like lipopolysaccharides, chitin, and β-glucan. Macrophages and neutrophils detect these PAPRs, initiating inflammation and immune cascades that clear debris. Immunostimulants act similarly, enhancing inflammation, phagocytosis, and the complement system.

Classification of Immunostimulants

Polysaccharides

Polysaccharides are found in plants, animals, and microorganisms (Liu et al., 2024). In aquaculture research, their application is generally categorized into three delivery methods: incorporation into pond water, direct injection into the body, or inclusion as a feed additive. These methods are used to study their impact on immune defence. Among them, the use of polysaccharides as feed additives is the most common in aquatic animal farming, as it is easy to implement and well-suited for large-scale production(Berri, & Collen,2016).

β-Glucans

Glucans, primarily found in bacterial and fungal cell walls, are recognized as foreign by the immune system of aquatic animals (Rodrigues et al., 2020). β-Glucans enhance immunity by activating phagocytic cells, boosting lysozyme and complement activity, and improving pathogen resistance in fish and shrimp (Cook et al., 2003; Wang et al., 2017). They bind to specific receptors, triggering immune responses in vertebrates and invertebrates (Misra et al., 2006;Muller et al., 2000).Although β-glucans are known to support immune function in aquatic animals, research on their exact mechanisms is still in its early stages, and more studies are needed.

Chitin and Chitosan

Chitin and chitosan induce non-specific immunity of the aquatic animal, Which effective for short period of time. Chitin is the found in exoskeleton of the crustacean, insect and some wall of some fungi. It can stimulate the macrophage activity and give resistance against some bacteria (Kawakami et al.,1998).Chitosan is a deacetylation product of chitin.In aquaculture, chitosan is used as an immunostimulant to protect fish from bacterial infections, facilitate the controlled release of vaccines, and serve as a dietary supplement. Studies have shown that incorporating β-glucan into the diet enhances immune response(Bullock et al.,2000).

Herbs

Herbs have been traditionally used as natural remedies and immune boosters (Otieno, 2019). Their role in aquaculture has gained interest, as herbal mixtures enhance immune functions like bacteriolytic activity and leucocyte function. Chinese herbs contain bioactive compounds, including polysaccharides, proteins, alkaloids, and flavonoids, which support nutrition, antiviral defence, and immunity without causing drug resistance (Jian & Wu, 2004). Fish treated with herbs show improved immune responses, such as enhanced phagocytic activity and disease resistance.

Vitamins

Vitamins play key role in animal growth and immune regulation, with vitamin C and vitamin E being widely used as immunostimulants in aquatic animals. Vitamin C (ascorbic acid) cannot be synthesized by aquatic species and must be obtained through diet. It enhances immunity by boosting lysozyme activity and increasing white blood cell count, improving disease resistance. Additionally, it helps mitigate stress-related health impacts. Vitamin E (tocopherols) consists of biologically active phenolic compounds that enhance antibody production, complement activity, lymphocyte proliferation, cytokine production, and improve cytotoxicity and phagocytosis, strengthening the immune response.

Probiotic

Beneficial microorganisms, known as probiotics, help improve food utilization and enhance disease resistance in aquatic animals by colonizing their habitat and balancing microflora (Verschuere et al., 2000). Various probiotics are used in aquaculture, including Lactobacillus, Lactococcus, Leuconostoc, Enterococcus, Carnobacterium, Shewanella, Bacillus, Aeromonas, Vibrio spp. etc. Probiotics support digestive health, improve feed efficiency, promote growth, boost immunity, and increase stress tolerance in aquatic species (Dawood & Koshio, 2016).

Biological factors

While the use of biological factors as immunostimulants has been extensively studied in mammals, research on their application in fish remains limited. Biological factor gene products like lectins and antibacterial peptides (ABPs) have shown potential in enhancing fish immunity. Lectins play a role in immune recognition and defence against pathogens (Elumalai et al., 2019), while ABPs help to improve immunity in aquatic animals.

Application of immunostimulant

Immunostimulants enhance fish resistance to bacterial infections like *Vibrio*, *Aeromonas*, and *Streptococcus* species, as well as viral diseases like IHN and YHV, and some parasites like *Loma morhua* and sea lice. However, they are ineffective against bacteria like *Renibacteriumsalmoninarum* and *Edwardsiellaictaluri*, which evade phagocytosis and survive within macrophages, making immunostimulant-based immunity insufficient against such infections. (Sakai, 1999).

Timing for immunostimulant use

The timing of immunostimulant administration is crucial for its effectiveness. It is recommended during stressful conditions such as transportation, handling, high-density stocking, and the larval stage when aquatic animals are more susceptible to infections. (Raa,2000).

Conclusion

Immunostimulants enhance disease resistance in aquaculture, reducing reliance on antibiotics. Derived from various sources, they activate immune responses, improving fish and shrimp health.

While effective against many pathogens, they are ineffective against some intracellular bacteria. Strategic application, especially during stress conditions, is crucial for maximizing benefits. Further research will enhance their role in sustainable aquaculture.

References

Berri, M., & Collen, P. N. (2016, December). Green algal sulfated polysaccharides: a natural alternative to antibiotics via modulation of the intestinal immune response. In 2. International Symposium on Alternatives to Antibiotics (ATA) (p. np).

Behl, T., Kumar, K., Brisc, C., Rus, M., Nistor-Cseppento, D. C., Bustea, C., ... &Bungau, S. (2021). Exploring the multifocal role of phytochemicals as immunomodulators. Biomedicine & Pharmacotherapy, 133, 110959.

Bullock, G., Blazer, V., Tsukuda, S., & Summerfelt, S. (2000). Toxicity of acidified chitosan for cultured rainbow trout (Oncorhynchus mykiss). *Aquaculture*, *185*(3-4), 273-280.

Cook, M. T., Hayball, P. J., Hutchinson, W., Nowak, B. F., & Hayball, J. D. (2003). Administration of a commercial immunostimulant preparation, EcoActiva™ as a feed supplement enhances macrophage respiratory burst and the growth rate of snapper (Pagrus auratus, Sparidae (Bloch and Schneider)) in winter. Fish & Shellfish Immunology, 14(4), 333-345.

Dawood, M. A., & Koshio, S. (2016). Recent advances in the role of probiotics and prebiotics in carp aquaculture: a review. Aquaculture, 454, 243-251.

Elumalai, P., Rubeena, A. S., Arockiaraj, J., Wongpanya, R., Cammarata, M., Ringø, E., & Vaseeharan, B. (2019). The role of lectins in finfish: a review. Reviews in Fisheries Science & Aquaculture, 27(2), 152-169.

Jian, J., & Wu, Z. (2004). Influences of traditional Chinese medicine on non-specific immunity of Jian carp (Cyprinus carpio var. Jian). Fish & shellfish immunology, 16(2), 185-191.

Kawakami, H., Shinohara, N., & Sakai, M. (1998). The non-specific immunostimulation and adjuvant effects of Vibrio anguillarum bacterin, M-glucan, chitin and freund, s complete adjuvant against Pasteurella piscicida infection in yellowtail. *Fish Pathology*, *33*(4), 287-292.

Liu, P., Fei, L., Wu, D., Zhang, Z., Chen, W., Li, W., & Yang, Y. (2024). Progress in the metabolic kinetics and health benefits of functional polysaccharides from plants, animals and microbes: a review. Carbohydrate Polymer Technologies and Applications, 100526.

Misra, C. K., Das, B. K., Mukherjee, S. C., &Pattnaik, P. (2006). Effect of long term administration of dietary β-glucan on immunity, growth and survival of Labeorohita fingerlings. Aquaculture, 255(1-4), 82-94.

Mueller, A., Raptis, J., Rice, P. J., Kalbfleisch, J. H., Stout, R. D., Ensley, H. E., ... & Williams, D. L. (2000). The influence of glucan polymer structure and solution conformation on binding to (1→ 3)-β-D-glucan receptors in a human monocyte-like cell line. Glycobiology, 10(4), 339-346.

Otieno, B. A. (2019). Natural Immune Boosters: A Review of Ten Key Herbs for Enhancing Immune Function. Australian Herbal Insight, 1(1), 1-6.

Raa, J. (2000). The use of immune-stimulants in fish and shellfish feeds. Avancesennutricionacuicola.

Rodrigues, M. V., Zanuzzo, F. S., Koch, J. F. A., de Oliveira, C. A. F., Sima, P., &Vetvicka, V. (2020). Development of fish immunity and the role of β-glucan in immune responses. *Molecules*, *25*(22), 5378.

Sakai, M. (1999). Current research status of fish immunostimulants. Aquaculture, 172(1-2), 63-92.

Sharma, Y., Arora, M., & Bala, K. (2024). The potential of immunomodulators in shaping the future of healthcare. Discover Medicine, 1(1), 37.

Verschuere, L., Rombaut, G., Sorgeloos, P., & Verstraete, W. (2000). Probiotic bacteria as biological control agents in aquaculture. Microbiology and molecular biology reviews, 64(4), 655-671.

Wang, W., Sun, J., Liu, C., & Xue, Z. (2017). Application of immunostimulants in aquaculture: current knowledge and future perspectives. Aquaculture Research, 48(1), 1-23.

A REVIEW: GREEN MANURES FOR SOIL FERTILITY

N. Senthilkumar

Associate Professor,Department of Soil Science and Agricultural Chemistry, Agricultural college and Research Institute,TNAU, Vazhavachanur- 606 753. Thiruvannamalai (DT) TN, India.

Corresponding author email: senthilkumar.n.au@g mail.com

Abstract

Green manuring is a crucial agroecological practice that significantly contributes to soil fertility and sustainable agriculture. This method involves cultivating specific cover crops, primarily legumes and nitrogen-fixing plants, which are later incorporated into the soil to enhance its organic matter content and nutrient availability. By fostering a symbiotic relationship with soil microorganisms, green manures facilitate atmospheric nitrogen fixation, thereby reducing the dependence on synthetic fertilizers and mitigating their adverse environmental effects. Beyond improving soil fertility, green manuring enhances soil structure, boosts water retention, and minimizes erosion, leading to overall improved soil health.The incorporation of green manures into cropping systems promotes microbial diversity, accelerates nutrient cycling, and suppresses soil-borne diseases. Additionally, this practice plays a vital role in carbon sequestration, aiding in climate change mitigation by storing atmospheric carbon in the soil. Green manuring is particularly beneficial in organic farming systems, where it serves as a cost-effective and environmentally friendly alternative to chemical inputs. Research indicates that leguminous green manure crops can substitute up to 50% of nitrogen fertilizer requirements in various cropping systems while enhancing soil productivity and resilience.Despite its numerous advantages, the widespread adoption of green manuring faces challenges such as limited seed availability, the need for optimal soil moisture, and the requirement for suitable machinery for efficient incorporation. Addressing these constraints through research, knowledge dissemination, and policy support is essential for optimizing green manuring practices. The expansion of green manure cultivation, which currently covers approximately 6.7 million hectares in India, underscores its significance in modern agriculture. By integrating green manuring into sustainable farming practices, farmers can improve crop yield, maintain soil health, and ensure long-term agricultural productivity.

Keywords: Green Manure, Soil Fertility, Sustainable Agriculture, Nitrogen Fixation, Organic Farming

Introduction

Green manuring is a valuable agricultural practice that involves the incorporation of fresh, unrecompensed plant material into the soil to improve its fertility and overall health (Srivastava *et al.,* 2016). This organic material, often referred to as "green manure," is derived from two primary sources: the cultivation of specific green manure crops or the collection of green leaves and twigs from plants found in wastelands, field bunds, and forests. The concept of green manure is deeply rooted in sustainable farming techniques, emphasizing the use of natural resources to enhance soil quality and promote crop growth (Drinkwater *et al.,* 1998). This practice not only enriches the soil with essential nutrients but also helps in weed suppression, erosion control, and the enhancement of microbial activity within the soil.

Green manure crops, such as legumes (e.g., clover, alfalfa, and soybeans) and other nitrogen-fixing plants (e.g., vetch and lupins), are intentionally grown in agricultural fields during fallow periods or between cash crops (Yakovchenko *et al.,* 1996). These crops have the unique ability to capture atmospheric nitrogen and convert it into a form that is readily available for subsequent crops,

reducing the need for synthetic nitrogen fertilizers. Once these crops reach maturity, they are tilled back into the soil, replenishing it with organic matter and nutrients. Alternatively, green manure can also be sourced from the leaves and twigs of wild plants that grow in non-cultivated areas like wastelands, field boundaries, and forests (Loknath *et al.,* 2006). These plant materials are collected and incorporated into the soil to mimic the benefits of cultivated green manure crops. This method not only helps in recycling natural resources but also aids in maintaining biodiversity and preventing the spread of invasive species.

Green manuring plays a pivotal role in sustainable agriculture, contributing to soil enrichment, fertility improvement, and environmental conservation. Since the Green Revolution of the 1960s, national agricultural policy has prioritized maximizing crop yield through irrigation, intensive use of high-yielding varieties (HYVs), chemical fertilizers, and pesticides. However, imbalanced and excessive use of these inputs has led to adverse effects on soil fertility, including micronutrient deficiencies, soil organic carbon decline, and poor soil physical conditions (Srivastava *et al.,* 2016). The intensive use of agrochemicals has also caused health risks and ecological imbalances. Organically managed soils, on the other hand, exhibit greater organic carbon content, improved microbial activity, and lower nitrate leaching (Drinkwater *et al.,* 1998).

Historically, green manure crops have been used in traditional agriculture for thousands of years, but conventional farming systems largely rejected them in favor of synthetic fertilizers and pesticides (Yakovchenko *et al.,* 1996). However, with growing awareness of environmental sustainability and new agricultural policies, green manure is gaining renewed attention in both organic and conventional farming. Green manure contributes to soil structure improvement, fertility enhancement, pest and disease control, and increased microbial activity (Loknath et al., 2006). The microbial processes associated with green manure lead to the production of beneficial enzymes, hormones, and natural metabolites, which further support plant growth and resistance to pests and pathogens.India has the highest number of organic growers, with approximately 6.7 million hectares of land covered under green manure, accounting for 4.5% of the country's net sown area of 142 million hectares (Srivastava et al., 2016). Expanding the use of green manure in modern agricultural practices can play a significant role in improving soil health, ensuring sustainable crop production, and reducing environmental degradation.

Green manure refers to **crops that are grown specifically to improve soil fertility and soil health**. These crops are not harvested for food or fodder but are incorporated into the soil while still green or after flowering to enrich the soil with organic matter and nutrients.

Types of Green Manures

Green manures are broadly classified into **two types**:

Type	Description	Examples
In-situ Green Manuring	Green manure crops are grown and incorporated into the same field where they are cultivated.	Dhaincha (*Sesbania aculeata*), Sunn hemp (*Crotalaria juncea*), Cluster bean (*Cyamopsis tetragonoloba*), Cowpea (*Vigna unguiculata*)
Ex-situ Green Manuring	Green manure crops are grown in one field, harvested, and added to another field as green leaf manure.	Leaves and twigs of trees like Neem (*Azadirachta indica*), Glyricidia (*Gliricidia sepium*), Wild indigo (*Tephrosia purpurea*), Pongamia (*Pongamia pinnata*)

Examples of Common Green Manure Crops:

1. Leguminous Green Manure Crops (Nitrogen Fixing):

   Dhaincha (*Sesbania aculeata*)

   Sunn hemp (*Crotalaria juncea*)

   Cowpea (*Vigna unguiculata*)

   Pillipesara (Green gram) (*Vigna radiata*)

   Cluster bean (*Cyamopsis tetragonoloba*)

Biomass production and N accumulation of green manure crops

Crop	Age (Days)	Dry matter (t/ha)	N accumulated
Sesbania aculeata	60	23.2	133
Sunnhemp	60	30.6	134
Cow pea	60	23.2	74
Pilipesara	60	25.0	102
Cluster bean	50	3.2	91
Sesbania rostrata	50	5.0	96

Nutrient content of green manure crops

Plant	Scientific name	Nutrient (content (%) on air dry basis		
		N	P_2O_5	K
Sunhemp	*Crotalaria juncea*	2.30	0.50	1.80
Dhaincha	*Sesbania aculeata*	3.50	0.60	1.20
Sesbania	*Sesbania speciosa*	2.71	0.53	2.21

2. Non-leguminous Green Manure Crops (Biomass Enrichment):

Mustard (*Brassica spp.*)

Sunflower (*Helianthus annuus*)

Buckwheat (*Fagopyrum esculentum*)

Sorghum (*Sorghum bicolor*)

Oats (*Avena sativa*)

3. Green Leaf Manure (Tree-based sources):

Glyricidia (*Gliricidia sepium*)

Pongamia (*Pongamia pinnata*)

Neem (*Azadirachta indica*)

Wild indigo (*Tephrosia purpurea*)

Subabul (*Leucaena leucocephala*)

Nutrient content of green leaf manure

Plant	Scientific name	Nutrient (content (%) on air dry basis		
		N	P_2O_5	K
Gliricidia	*Gliricidia sepium*	2.76	0.28	4.60
Pongania	*Pongamia glabra*	3.31	0.44	2.39
Neem	*Azadirachta indica*	2.83	0.28	0.35
Gulmohour	*Delonix regia*	2.76	0.46	0.50
Peltophorum	*Peltophorum ferrugenum*	2.63	0.37	0.50
Weeds				
Parthenium	*Parthenium hysterophorus*	2.68	0.68	1.45
Water hyacinth	*Eichhomia crassipes*	3.01	0.90	0.15
Trianthema	*Trianthema portulacastrum*	2.64	0.43	1.30
Ipomoea	*Ipomoea*	2.01	0.33	0.40
Calotrophis	*Calotropis gigantea*	2.06	0.54	0.31
Cassia	*Cassia fistula*	1.60	0.24	1.20

SITHAGATHI *(Sesbania speciosa)*

Season: Can be grown in all seasons, March–April is best for sowing

Soil: Grown in all types of soil conditions

Seed rate: 30 – 40 kg/ha for green manure, Seed purpose 15 kg/ha

Seed treatment: Mix seeds with specific rhizobium strain @ 5 pkts /ha

Spacing: Broadcasted, for seed purpose adopt 45 x 20 cm

Irrigation: Once in 15 – 20 days

Harvest: Incorporate the green mater 45-60 DAS & for seed collect the seeds 130 DAS

Yield: Green biomass – 15-18t/ha, Seed – 400-600 kg/ha

DHAINCHA (*Sesbania aculeata*)

Season: Grown in all seasons when sufficient moisture is available.
Sowing during March–April is best for seed production

Soil: Grown in all soil conditions

Seed rate: Green manure: 50 kg/ha, Seed purpose 20 kg/ha

Seed treatment: Mix seeds with specific rhizobium strain @ 5 pkts /ha

Spacing: Broadcasted, For seed purpose adopt 45 x 20 cm

Irrigation: Once in 15 – 20 days

Harvest: Incorporate the green matter within 45-60 DAS & collect seeds from 100 DAS

Yield: Green biomass – 25 t/ha, Seed – 500-600 kg/ha

MANILA AGATHI - *Sesbania rostrata*

Aquatic leguminous crop has nodules both on the stem and roots. Introduced to India in 1980's from the IRRI, Philippines. Tropical legume thrives well under flooded and water logged conditions. Naturally propagated by seeds, seedlings and root stem cuttings can also be used as planting material.

Season: Grown in all seasons. Sowing during February-May yields more biomass. March – May sowing is best for seed production

Soil: Black & red soils are suitable, Saline alkaline soils are not suitable

Seed rate: 40 kg/ha for green manure, Seed purpose 7-8 kg/ha

Seed treatment: Seeds to be scarified with concentrated H2SO4 (100 ml/kg) by soaking for 10 minutes then wash thoroughly (10-15 times). Mix seeds with specific rhizobium strain @ 5 pkts/ha

Spacing: Broadcasted. For seed purpose adopt 45 x 20 cm

Irrigation: Once in 15 – 20 days

Nipping: For seed purpose it should be done 60 DAS to increase branching and seed yield

Harvest: Incorporate the green mater within 45-50 DAS & Seeds can be collected from 100 DAS (3-4 harvest)

Yield: Green biomass – 20 t/ha. Seed – 500-600 kg/ha

SUNNHEMP (*Crotalaria juncea*)

Quick growing green manure -cum-fibre crop. Does not withstand heavy irrigation or continuous water logging

Season: Grown in all seasons, Sowing during March – April is best for seeds production

Soil: Loamy soils are suitable

Seed rate: 25-35 kg/ha for green manure. Seed purpose: 20 kg/ha

Seed treatment: Mix seeds with specific rhizobium strain @ 5 pkts /ha

Spacing: Broadcasted or 30x10 cm. For seed purpose adopt 45 x 20 cm

Irrigation: Once in 30 days

Harvest: Incorporate the green mater within 45-60 DAS. For seed purpose: Collect the seeds from 150 DAS

Yield: Green biomass – 13-15 t/ha, Seed – 400 kg/ha

WILD INDIGO (*Tephrosia purpurea*)

Slow growing green manure crop not grazed by cattle. If continuously raised for two to four seasons in the same field, it becomes self sown in the subsequent years and there is no need of any fresh sowing. Hardy and drought resistant and suited for summer fallows.

Season: Grown in all seasons. Sowing during March – April is best for seeds production.

Soil: Can be grown in all soils, sandy soils are suitable.

Seed rate: 15-20 kg/ha for green manure. Seed purpose 10 kg/ha.

Seed treatment: Soak the seeds in concentrated sulphuric acid (100 ml /kg seed) for 30 minutes and then thoroughly wash the seeds in water for 10-15 times and shade dry.

Spacing: Broadcasted. For seed purpose: Adopt 30 x 10 cm.

Irrigation: Once in 30 days

Harvest: Incorporate within 60 DAS & for seed collect from 150 DAS.

Yield: Green biomass – 6-7 t/ha. Seed – 400 - 500 kg/ha

PILLIPESARA (*Phaseolus trilobus*)

Dual purpose crop yielding good fodder and green manure. Herbaceous creeper grows into a short dense cover crop if sown thick. Does not produce a bulky yield, it is capable of being cut twice or thrice before being ploughed into the field.

Season: Grown in all seasons. March – April month is best for seeds production

Soil: Rice fallow clay soils are suitable

Seed rate: 10-15 kg/ha for green manure. Seed purpose 10 kg/ha

Spacing: Broadcasted. For seed purpose adopt 30 x 10 cm

Irrigation: Once in 25-30 days

Harvest: Incorporate the green mater within 60 DAS & for seed collect the seeds from 150 DAS
Yield: Green biomass – 6-7 t/ha. Seed – 400 - 500 kg/ha

Results and Disussion

Effects of Green Manuring on Soil and Crop Production

Nitrogen Availability and Contribution

According to Thakur *et al.* (1999), the maximum nitrogen availability occurs 21 days after the incorporation of a green manure crop, providing 50% of the total nitrogen requirement through

decomposition. The remaining 50% can be supplemented externally in two split doses: the first at the 10th day after transplanting and the second at the panicle initiation stage in rice. For efficient decomposition and nitrogen release, a carbon-to-nitrogen (C:N) ratio of 1:10 is considered ideal, as a higher C:N ratio may negatively impact rice seedlings. Research conducted by Patra *et al.* (2000) in Sambalpur, Odisha, indicated that green manuring enhances rice yield by 34% to 96% compared to untreated control plots and saves approximately 20–35 kg of nitrogen per acre. Nair and Gupta (1999) reported that green manuring is more suitable for short-duration coarse rice varieties than for tall-statured Basmati varieties.

Effect on Crop Yield

Various studies have reported mixed results regarding crop yield under organic management. Andow and Hidaka (1998) observed that in developing countries, organic farming methods provided similar yields and income per labor day compared to high-input inorganic fertilizer systems. In Samastipur, Thakur *et al.* (1999) found that green manuring with dhaincha significantly improved rice productivity compared to other nitrogen sources, though its residual effect on succeeding wheat crops was marginal. However, Patra et al. (2000) noted that green manuring alone resulted in a 15–23% reduction in rice yield compared to the 100% recommended dose of NPK fertilizers, which produced the highest yield (42.97 q/ha). Similarly, Nair and Gupta (1999) found a 25% increase in rice yield due to green manuring, with untreated control plots producing only 34.94 q/ha in Pantnagar, Uttarakhand. Hemalatha *et al.* (2000) reported similar findings from their research conducted in Madurai, Tamil Nadu.

Effect on Soil Physical and Chemical Properties

The incorporation of organic matter through green manures, particularly *Sesbania rostrata* and *Crotalaria juncea*, significantly influences soil physical properties, leading to improvements in soil structure (Badanur *et al.,* 1990). Research conducted by Badanur *et al.* (1990) indicated that incorporating subabul and sunnhemp crop residues effectively increased soil infiltration rates. Additionally, the application of green leaf manure from sunnhemp, subabul, and fertilizers significantly enhanced the water use efficiency of sorghum. The use of green manures improves aggregate stability and porosity, which subsequently enhances soil aeration and water-holding capacity (Droogers *et al.,* 1996). Furthermore, organic systems have been associated with lower rates of runoff and soil erosion (Logsdon *et al.,* 1993). Organic fertilizers not only supply nutrients to the current crop but also contribute to the nutrient needs of the succeeding crop (Jannaura *et al.,* 2014).

Under mineral fertilizer management, green manure legumes undergo mineralization before nitrogen (N) becomes available to rice crops. The nitrogen mineralization from **Sesbania** green manure ranged from 44% to 81% over 83 days, depending on soil type, pH, and texture. The decomposition and nutrient release from legume residues are influenced by substrate quality, environmental conditions, and soil characteristics. The rate of nitrogen mineralization is closely linked to the concentration of nitrogen, lignin, polyphenols, and the carbon-to-nitrogen (C:N) ratio of residues, with low nitrogen concentrations and high C:N ratios leading to nitrogen immobilization before eventual mineralization .

The effects of green manuring on phosphorus availability were more pronounced in acidic and sodic soils than in normal soils .Organic residues with a sulfur (S) content exceeding 0.15% release sulfur during decomposition, thereby enhancing soil sulfur availability .The addition of alfalfa green manure has been shown to immediately reduce sulfate (SO_4^{2-}) absorption in soil, while also increasing soil pH.

Green manures also impact the availability of micronutrients by modifying the oxidation-reduction potential and releasing nutrients during decomposition. The increase in Fe^{2+} and Mn^{2+} concentrations due to green manuring varies from very low (2%) in sodic soils to as much as a 30-fold increase in acidic lateritic soils .The iron deficiency in wetland rice grown on coarse-textured soils was better corrected through green manuring than by soil application of ferrous sulfate. Green manuring also plays a role in managing Fe chlorosis in rice nurseries. Dubey *et al.* (2015) noted that green manures improve soil structure by increasing aeration and drainage, while also enhancing aggregate stability and porosity. Organic matter contributes to water retention in sandy soils, reduces runoff, and minimizes soil erosion.

Flooded soil conditions generally reduce the availability of zinc (Zn), a process that green manuring can exacerbate .However, in sodic soils, green manuring has been shown to increase Zn availability (Swarup, 1987) due to its effect on soil pH. Under flooded conditions, soluble and exchangeable Fe and Mn increase, reducing oxides and providing surfaces with a high adsorption capacity for Zn and Cu. The green manuring with vetch over three years increased the available Zn content in surface soil from 2.9 mg/kg in control plots to 4.9 mg/kg. This increase in Zn availability may be due to the mobilization of subsoil Zn by plant roots. Unlike Zn, copper (Cu) behaves differently in green-manured soils due to competitive adsorption between oxides and soluble organic matter. Bijay Singh et al. (1992) found that incorporating green manure into flooded soils increased DTPA-extractable Cu concentrations by 1.5 times over a 12-week incubation period.

Weed Control

Weeds significantly reduce crop yields if not managed effectively. Green manuring can help suppress weeds by competing with them for nutrients and space. A field study conducted at the National Research Centre on Weed Science by Khankhare *et al.* (2002) demonstrated that integrating dhaincha (Sesbania aculeata) green manure with urea (60 kg N ha^{-1}) helped control weed populations effectively. The study suggested that the combined application of urea and dhaincha green manure was an efficient strategy for reducing weed competition in rice fields.

Disease Control

Green manures can help manage soilborne diseases by either supporting microbial communities that suppress pathogens or exerting direct biocidal effects. Certain green manure crops enhance soil microbial populations, including beneficial bacteria, non-pathogenic *Fusarium* species, *Streptomyces*, and other *Actinomycetes* that suppress plant pathogens. For instance, Williams-Woodward et al. (1997) reported that lucerne residues reduced the incidence of common root rot in peas (*Aphanomyces eutieches*). Similarly, Wiggins and Kinkel (2005) found that buckwheat green manure was effective in suppressing common scab (*Streptomyces scabies*) and Verticillium wilt in potatoes.

Benefits of Green Manure and Green Leaf Manure

Green manure and green leaf manure play a crucial role in organic farming and integrated nutrient management (INM). According to Keating and Fisher (1985), leguminous green manures significantly enhance soil fertility through biological nitrogen fixation (BNF) and biomass addition. Additionally, they help in controlling soil and water erosion, maintaining soil productivity, and ensuring long-term ecological sustainability (Evans and Rotar, 1986). Green manure crops such as Sesbania spp. are highly effective in soil reclamation, as they reduce soil pH and alkalinity through the release of humic and acetic acids.

Green manure also serves as an effective mulch, regulating soil temperature and moisture while suppressing weed growth. According to Preston (2003), nearly 40-60% of the nitrogen in green

manure crops becomes available to subsequent crops. Roger and Watanabe (1986) estimated that incorporating a legume crop could provide an equivalent of 30-80 kg fertilizer N ha in rice cultivation. Research by Dwivedi *et al.* (2017) suggests that up to 50% of nitrogen fertilizer requirements in various cropping systems can be substituted through green manuring without affecting yield. Similarly, Neelima *et al.* (2008) and Kumar *et al.* (2021) reported a substitution rate of 66.6% and 50% nitrogen fertilizer in rice, respectively.

Yield improvements due to green manuring vary depending on rice cultivar, Singh *et al.* (1991) recording 0.65-3.1 t ha in high-yielding varieties. Green manures also enhance the solubilization of soil phosphorus, reducing the need for additional P fertilizer inputs (Hundal *et al.,* 1987). They improve the availability of essential nutrients such as K, Ca, Mg (Nagarajah *et al.,* 1989), Fe and Mn, though they may reduce Zn availability. However, Swarup (1987) found that Zn availability increased in sodic soils (pH 10.2) with green manuring.

Green manuring minimizes the adverse effects of chemical-intensive agriculture by improving soil organic matter, physical, chemical, and biological properties. It suppresses weed growth, reduces weed seed multiplication, and controls root-knot nematodes (Mojtahedi *et al*., 1993). The deep root system of some green manure crops enhances nutrient cycling, making nutrients available to shallow-rooted plants. Additionally, green manure crops attract pollinators during flowering and harbor beneficial predatory insects, thereby reducing pesticide dependency. Larkin (2013) noted that green manure suppresses soilborne pathogens such as Rhizoctonia, Verticillium, Sclerotinia, and Pythium in different crops, as well as black scurf and common scab in potatoes.

Brown Manuring

Brown manuring involves growing Sesbania or other green manure crops alongside standing cereal crops and killing them using post-emergence herbicides. This method retains plant residues in the field, helping suppress weed growth and adding organic matter (Tanwar *et al.,* 2010). A study by Maitra and Zaman (2017) found that brown manuring is a viable alternative in regions where green manuring decomposition is constrained by environmental conditions.

Constraints of Green Manuring

Despite its numerous benefits, green manuring presents several challenges, including the need for land, labor, water, and financial investment. Proper decomposition requires optimal moisture and temperature conditions, and inadequate decomposition can lead to nutrient immobilization. Additionally, green manure crops can be affected by pests such as leaf webbers in Dhaincha and yellow vein mosaic virus in pulses. They can also serve as breeding grounds for pests like Spodoptera litura (Tuan *et al.*, 2014) and may harbor snails and slugs that damage vegetable crops (Becker, 2001). Furthermore, wild boars attracted to green manure crops may damage nearby food crops such as corn, sorghum, and groundnut.

Scope and Opportunities for Green Manuring

Green manuring is suitable for various agricultural systems, including irrigated wetlands (rice ecosystems), irrigated dry lands, and rainfed dry lands. It can be particularly beneficial before kharif rice cultivation if a 40-60 day fallow period is available or in rice fallows with limited water availability for subsequent crops.

Opportunities for green manure seed production exist in rice fallows, vacant lands, fruit orchards (during the initial 3-4 years), alley cropping with forest species, and relay cropping in rice fields. In rainfed and steeply sloped catchment areas, green manuring can prevent soil erosion, suppress weed growth, and contribute to watershed management .(Weerakoon and Seneviratne, 1984). Promoting

green leaf manuring through programs like Haritha Haram and Mahatma Gandhi National Rural Employment Guarantee Scheme (M-NREGS) could enhance adoption.

Conclusions and Future Scope

Green manure crops play a vital role in sustainable agriculture by fixing atmospheric nitrogen and improving soil fertility. Their incorporation in cropping systems can significantly reduce nitrogen fertilizer dependency, improve nutrient availability and enhance overall soil health and crop productivity. To encourage adoption, farmers should be provided with necessary machinery such as cage wheels, rotavators, and disc harrows through custom hiring centers.

Further research should explore the contribution of green manure in nitrogen fertilizer savings for rainfed and irrigated dryland crops. Additionally, studies should focus on low-cost, non-chemical pest and disease management strategies for green manure crops. There is also a need to investigate the potential integration of apiculture with green manure cultivation to further optimize ecosystem benefits.

ConflictofInterest: Nil.

References

Andow DA, Hidaka, K.(1998). Yield loss in conventional and natural rice farming system. Agric. Ecosystem Environ. 70:151-158.

Badanur VP, Polashi CM, Naik. BK. (1990).Effect of organic matteroncrop yield and physical and chemical properties of vertisol. J Indian Soc. Soil Sci.; 38(**3**):426-429.

Becker, M. (2001). Potential and limitations of green manure technology in lowland rice.*Journal of Agriculture in the Tropics and Subtropics*, *102*(2): 91-108. Retrieved fromhttps://www.jarts.info/index.php/ jats/article/view/1408.

Dwivedi, B.S., Singh, V. K., & Meena, M. C. (2017).Efficient nitrogen management under predominant croppingsystemsofIndia.In:Abrol,Y.P.,Adhya,T.K. and Singh, B. (Eds.). The Indian Nitrogen assessment. Sources of reactive nitrogen, environment andclimateeffects, management,optionsandpolicies. *Elsevier*, 95-115p. Doi:10.1016/b978-0-12-811836- 8.00007-0

Droogers P, Fermont A, Bouma J.(1996). Effects of ecological soil management on workability and trafficability of a loamy soil in Netherlands. *Geoderma*. 73:131-14.

Drinkwater LE, Wagoner P, Sarrantonio M. (1998).Legume based cropping systems have reduced carbon and Nitrogen losses. *Nature* . 396:262-265.

DubeyL,DubeyM,Jain.P.(2015). Role of greenmanuring in organic farming. *Plant Archives* 15(1):23-26.

Evans, D. O., & Rotar, P. P. (1986). Role of Sesbania in Agriculture. Westview Press, Boulder, Colorado,196p.

Hemalatha M, Thirumurugan V, Balasubramanian R. Effect of organic sources of nitrogen on productivity, quality of rice and soil fertility in single crop wetlands. Indian J Agron. 2000; 45(3):564-567.

Hundal, H. S., Biswas, C. R., & Vig, A. C. (1987). The utilization by rice of P from different ^{32}P labelledgreen manures. *Biological Wastes*, *22*: 97-105.

Jannaura R, Joejensen GR, Bruns C.(2014). Organic fertilizer effects on growth, crop yield and soil microbial biomass indices in sole and intercropped peas and oats under organic farming condition. Eur. J Agron. 52(B):259-270.

Keating,B. A.,&Fisher,M.J.(1985).Comparative tolerance of tropical grain legumes to salinity.*Australian Journal of Agricultural Research*, *36*(3): 373-383.

Khankahre PJ, Barman KK, Yaduraju NT. Effect of dhaincha green manure on weed infestation and grain yield of transplanted rice. *Proc. National Seminaron Developmentsinsoilscience*.JNKVV,Jabalpur,2002,11-

Kumar, V., Singh, M. K., Raghuvanshi, N., & Sahoo, M. (2021). Response of summer green manuring and nutrient management on log phase of growth in unpuddledtransplantedhybrid rice(*Oryza sativa L.*). *Biological Forum – An International Journal*, *13*(1): 122-127.

Larkin, R. P. (2013). Green manures and plant disease management. *CAB Reviews*, *8*: 037

Logsdon SD, Radke JK, Karlen DL. Comparison of alternativefarmingsystem.I.Infiltrationtechniques.Am. J Alt. Agric. 1993; 8:15-20.

Lokanath HM, Parameshwarappa KG.(2006). Effect of Organics on the productivity of Spanish bunch groundnut under rainfed farming situations.Proceedings of 18th World Congress of Soil Science, Philadelphia, Pennsylvania, USA, , 62-63.

Maitra, S., & Zaman, A. (2017). Brown Manuring - An effective technique for yield sustainability and weed management of cereal crops: A review. *International Journal of Biological Sciences*, *4*(1): 1-5.

Mojtahedi, H., Santo, G. S., & Ingham, R. E. (1993). Suppression of *Meloidogyne chitwoodi* with sudangrass cultivars as green manure. *Journal of Nematology*, *25*(2): 303-311.

NairAK, Gupta.PC.(1999) Effect of greenmanuring and nitrogen levels on nutrient uptake by rice and wheat under rice-wheat sequence. Indian J Agron. 44(4):659-663.

Nagarajah, S., Neue, H. U., & Alberto, M. C. R.

Neelima, T.L., & Bhanumurthy, V. B.(2007). Growth and yieldattributesofriceasinfluencedbyNfertilizerand differential incorporation of sunhemp green manure. *Journal of Rice Research*, *2*(1): 45-50.

Patra AK, Nayak BC, Mishra MM. Integrated nutrient management in rice-wheat cropping system. Indian J Agron. 2000; 45(3):453-457.

Preston, S. (2003). Overview of cover crops and green manures: *Fundamentals of Sustainable Agriculture*, 16p.

Roger, P. A., & Watanabe, I. (1986). Nitrogen economy of flooded rice soils (De Datta S.K. and Patrick, W.H. eds.), Martinus Nijhoff, The Hauge, Netherlands, 39- 77p.

Srivastava P, Singh R, Tripathi S, Raghubanshi A.S.(2016). An urgent need for sustainable thinking in agriculture – An Indian scenario. *Ecological Indicators* . 67:611-622.

Singh, Y., Khind, C.S. & Singh, B. (1991). Efficient management of leguminous green manures in wetland rice. *Advances in Agronomy*, *45*: 135-189.

Singh Y, Singh B, Khind. CS.(1992) Nutrient transformations in soils amended with green manures. *Adv. Soil Sci.* 20:238-298.

Swarup, A. (1987). Effect of pre-submergence and green manuring (*Sesbania aculeata*) on nutrition and yieldof wetland rice (*Oryza sativa*) on a sodic soil. *Biology and Fertility of Soils*, *5*: 203-208.

Tanwar, S.P.S., Singh, A. K., & Joshi, N. (2010). Changing environment and sustained crop production: A challenge for agronomy. *Journal of Arid Legumes*, *7*(2): 91-100.

Thakur RB, Choudhary SK, Jha G.(1999).. Effect of combineduse of green manure crop and nitrogen on productivityof rice-wheat under lowland rice. Indian J Agron. 44(4):664-668.

Tuan,S.,Li,N.,Yeh,C.C.,Tang,L.C.,&Chi,H.(2014).Effects of green manure cover crops on*Spodoptera litura*populations. *Journal of Economic Entomology*, *107*(3): 897-905.

Weerakoon, W. L., & Seneviratne, A. M. (1984). Managing a sustainablefarmingsystem in the Dry Zone of Sri Lanka. *Tropical Agriculture (Sri Lanka)*, *140*: 41-50.

Wiggins, Kinkel, (2005) Green manures and crop sequences influencepotatodiseasesand pathogen inhibitory activity of indigenous streptomycetes,

Williams-Woodward JL, Pfleger F, Fritz VA *et al*. (1997). *Plant and Soil*. 188:43.

Yakovchenko VL, Sikora LJ, Kaufman DD.(1996). A biologically based indicator of Soil quality. Biol. Fert. Soil. 21:245-251.

www.tropicalforages.info

www.farm4.static.flickr.com

AGRICULTURAL POLLUTION

Priyanka Shrivastav

Research Scholar, Department of Agriculture, Vivekananda Global University, Jaipur,302020

Over recent centuries, the global population has increased almost exponentially and is projected to reach almost 10 billion by 2050. Clearly, cultivating enough food to sustain that ever-increasing number of mouths is a gargantuan task but, thanks to the advances of science and technology, one of which the human race has proven capable thus far.

The development of fertilizers has helped to boost growth rates and maximize crop yields, squeezing the most amount of produce possible from the land. Meanwhile, pesticides, herbicides and fungicides have protected these crops from flora and fauna which may encroach on their growth, ensuring that humans access as many of the fruits of their own labour as possible.

While these developments and techniques have certainly been beneficial in increasing the amount of food we are capable of producing, they have not been without their unintended negative impacts. Indeed, modern agricultural methods are responsible for a significant amount of pollution, which comes in a variety of types,

Even when talking about different types of pollution, we were unaware of these kinds of pollution such as plastic pollution, soil pollution, and agricultural pollution. Pollution by agricultural practices has come up ever since the demand for food has increased, proportional to the increase in population. To increase the yield of farms and fields the farmers have had to resort to additional chemical fertilizers, pesticides, weedicides, hormonal treatments for the animals, nutrient laden feed and many such practices which changed the way farming was done traditionally.

The surrounding envelope in which we are living is called environment and degradation in it quality due to contamination by pollutants is called environmental pollution. The present situation of the earth that we are facing is the result of centuries of exploitation of earth's resources.

Agricultural pollution refers to organic and/or inorganic byproducts of agricultural sector that result in degradation or contamination of the environment. Agricultural pollution mainly exists as water pollution, soil pollution and air pollution. Agricultural lands discharge large quantities of insecticides, pesticides and other organic-inorganic residues into the ecosystem. The technical revolution in the agricultural sector has brought forward biological, chemical, and physical hazards. Crop intensification, farmers' misperceptions, minimization of import restrictions, availability of subsidized fertilizers and pesticides, weak monitoring are the most direct causes of agricultural pollution. Management practices in production of agricultural crops, livestock and aquaculture play the key role in preventing agricultural pollution. Practical solutions should be made to reduce the harsh effects on the living beings.

Agricultural pollution refers to biotic and abiotic byproducts of farming practices that result in contamination or degradation of the environment and surrounding ecosystems, and/or cause injury to humans and their economic interests. The pollution may come from a variety of sources, ranging from point source water pollution (from a single discharge point) to more diffuse, landscape-level causes, also known as non-point source pollution and air pollution. Once in the environment these pollutants can have both direct effects in surrounding ecosystems, i.e. killing local wildlife or contaminating drinking water, and downstream effects such as dead zones caused by agricultural runoff is concentrated in large water bodies.

Management practices, or ignorance of them, play a crucial role in the amount and impact of these pollutants. Management techniques range from animal management and housing to the spread of pesticides and fertilizers in global agricultural practices, which can have major environmental impacts. Bad management practices include poorly managed animal feeding operations, overgrazing, plowing, fertilizer, and improper, excessive, or badly timed use of pesticides.

Pollutants from agriculture greatly affect water quality and can be found in lakes, rivers, wetlands, estuaries, and groundwater. Pollutants from farming include sediments, nutrients, pathogens, pesticides, metals, and salts. Animal agriculture has an outsized impact on pollutants that enter the environment. Bacteria and pathogens in manure can make their way into streams and groundwater if grazing, storing manure in lagoons and applying manure to fields is not properly managed. Air pollution caused by agriculture through land use changes and animal agriculture practices have an outsized impact on climate change, and addressing these concerns was a central part of the IPCC Special Report on Climate Change and Land Mitigation of agricultural pollution is a key component in the development of a sustainable food system.

Different Types of Agricultural Pollution

There are a wide range of ways in which farming and livestock rearing pollutes the natural world. However, for simplicity's sake, we have narrowed things down to three broad categories of agricultural contamination: air pollution, soil pollution and water pollution.

A. Air Pollution

Air pollution contaminates the quality of the air in the immediate vicinity of a farm or other agricultural location, while it can even infiltrate environments further afield if carried there by the wind. It can also contribute towards global warming and climate change, which are two of the biggest issues facing the planet today. **Air pollution** is the term used to describe the contamination due to some unwanted materials: solid, liquid, or gaseous substances present in the environment. Agricultural practices are boosting pollutants affecting environment. These pollutants can be toxic chemicals, greenhouse gases and other harmful airborne particles. Some of these pollutants are described below:

1. **Ozone:** It is formed by the complex photochemical reactions occurring in the troposphere involving nitrogen oxides, carbon monoxide, and volatile substances. By burning fossil fuels and through gasoline engines, these substances are produced which contribute to the ozone formation (Guderian 1985).
2. **Sulfur Dioxide:** It is a primary pollutant emitted in the air directly and is a mixture of sulfur and oxygen compounds. This gas is mainly produced by combustion of fossil fuels, coal, oils, and other industrial heating processes (Emberson 2003).
3. **Fluorides:** Fluoride is assessed as the third pollutant after ozone and sulfur dioxide.(Telesiński et al. 2011). Fluoride is present in environment in the form of hydrogen fluoride releasing from heating rocks, clays, kilns, and from factories producing fertilizers such as aluminum and phosphate fertilizers (Khan 2012).
4. **Greenhouse Gases:** It is an alarming fact that about 20 % of the GHGs are produced by agriculture pollution. These gases are carbon dioxide, nitrous oxide and methane (usually produced from wetlands).

B. Soil Pollution

Soil pollution can negatively impact the biodiversity of the soil, reducing the number of life forms which can thrive in it and making it less fertile for cultivation in the future. Soil pollution can be

defined as the phenomena of accumulation of persistent toxic compounds, chemicals, salts, and radioactive materials in soil, which have harmful effects on the growth of flora and animal health. There are different ways in which soils can be polluted, including percolation of polluted water into soil and overuse of pesticides and fertilizers. In rural farming areas, soil pollution is often associated with the unsystematic use of chemical fertilizers and pesticides (USAGIC 2008).

Soil pollution is the result of percolation of toxic chemicals and materials, xeno biotic chemicals, minerals or salts, radioactive substances in the soil which are responsible for causing different adversity in the soil. These pollutants have harmful effects on plants, humans and atmosphere (Alloway1990). Soil can be polluted by many pollutants; besides waste disposal on land; these pollutants can be agricultural origin (pesticides) or industrial origin (different kinds of hazardous chemicals) (Aelion 2002). The pollution of agricultural lands in worldwide has root in the overuse of fertilizers, insecticides, pesticides, and herbicides. Very large volume of chemicals is dispersed into soils that results in the increased level of heavy and toxic metals such as cadmium, arsenic, and lead (Atafar et al. 2010).

Pesticides and its by-products generated after their degradation can escape into the environment, soil, or rivers, ultimately leading to the accumulation of toxic substances. Agrochemicals decrease the productivity of soil by contaminating them with different toxic substances. Cadmium, mercury, and lead containing pesticides were prohibited in year 2002. An estimated total input of 5,000 and 1,200 tons of Copper and Zinc respectively, were applied as agrochemicals to agricultural farms in China (Luo et al. 2009).Fertilizers containing high level of sodium and potassium lessening the pH of soil; Phosphate fertilizers are an important cause of cadmium metal accumulation as compared to other fertilizers. The sources of heavy metal, apart from fertilizers, are other agrochemicals such as pesticides, livestock manure, and use of polluted water for irrigation (Longhua et al. 2009).The overuse and low efficiency of fertilizers are the main causes of soil fertility loss (Phạm2006).In developed countries, levels of fertilizer application are based on regular soil analyses to prevent negative effects. Generally speaking, this is not often done in developing countries, where farmers apply excessive quantities of fertilizers based on the erroneous belief that more fertilizer will always result in higher crop yields and increased profits (MRCs 2001). In fact, overuse of NPK fertilizers in crops could lead to imbalance of micronutrients in soils and accumulation of toxic substances in crop root systems (Tran, Đức, and Quy 2013). High rates of N fertilization can lead to soil acidification. Soil acidification is a problem in East Asian countries (FAO 2003). Over time, excessive applications of N lead to soil acidification. Highly acidic soils are inefficient at transferring nutrients from the soil to the plants, causing crop yields to remain below their potential (IDH World 2013).

C. Water Pollution

Water pollution, rivers, lakes, streams and coastal waters in the vicinity of a farm can be negatively impacted by run-off and sedimentation of soil or chemicals displaced by industrialized agriculture. Contaminants can also seep into groundwater beneath the soil and potentially jeopardize drinking water supplies and groundwater. Agriculture, which accounts for more than seventy percent of water uses in the world, plays the key role in water pollution through out the world. Agricultural lands discharge huge volume of agro-chemicals, organic matter, drug residues, sediments and saline drainage into water bodies which ultimately leads to many harmful effects on water bodies. Diagnosis, prediction and monitoring are the basics to check these harmful effects on water resources. A report named– The executive summary of Water Pollution from Agriculture: a Global Review, from the Food and Agriculture Organization of the United Nations (FAO) with the Water, Land and Ecosystems (WLE) program run by the International Water Management Institute – said that increasing demand for food with high carbon footprints, is contributing to unsustainable intensification of agricultural activities and degradation of quality of water. The higher growth rate of

crop production has-been achieved mainly through the intensive use of chemical inputs such as insecticides, pesticides and chemical fertilizers. Presently, pesticides have the market of more than USD 35 billion per year worldwide. Some countries like Malaysia, Argentina, South Africa and Pakistan – have witnessed more than double digit growth in the pesticide use intensity. According to the reports of Environmental Protection Agency (EPA), agriculture is the sole reason for the disturbance of rivers and streams, more accurately the third largest source of pond, lake, and reservoir pollution. The data published by National Summary of Assessed Waters Report in 2010, stated that approximately 53% of rivers and streams worldwide have been declared unfit for their designed use (Rabotyagov et al. 2012).

Surface Water Pollution: The overuse of pesticides is one of the most important causes of water pollution as relates to crop farming activities. As such, adverse impacts of pesticide residues on surface water systems, especially on non target organisms, are inevitable (Sebesvari et al. 2012). Unsafe pesticide handling, improper labor protection, and poor awareness of pesticide toxicology were also reported to have negative consequences on human health (Berg et al. 2001; Toan et al. 2013). The use of insecticides, pesticides and chemical fertilizer in agriculture has escalated over the past decades and this has severely harmed surface water and drinking water quality (Propsom 2010; Pham et al. 2012; To an et al. 2013; Nguyen, C. G. D. et al. 2015). Farms' discharges of agrochemical residues are causing various magnitude of pollution in rivers and canals in rural areas (Truyet and Quang 2003).

Groundwater Pollution: Residues of pesticides and fertilizers used in farming activities are among the main contributors to groundwater pollution. In rural areas, the groundwater is mainly pumped and used for domestic, agricultural and industrial purposes. Fertilizer and pesticide residues are the key pollutants that result from the excessive and improper use and low efficiency of these chemicals. Pollution is mainly concentrated in and around.

Intensively agricultural areas, especially intensive rice-growing areas. Thankfully **Big Data** and artificial intelligence (AI) can help to achieve this goal through precision farming. If fewer products are being used, fewer contaminants can infiltrate the environment. Organic farming is another eco-friendly means of growing crops, though it is more expensive and less productive than other methods .Elsewhere, agricultural run-off and all of its attendant outcomes can be mitigated by better use of the land in question. Planting grasses, reeds, shrubs and trees at the periphery of farmlands can act as natural filters so that in the event of flooding, contaminants are caught and retained onsite instead of being allowed to pollute the surrounding air, soil and water. Rotating crops and avoid overworking of the land can also help to boost soil health and prevent negative impacts associated with intensive farming. As for livestock, a global shift towards a diet that focuses less on meat and more on plant-based alternatives is perhaps the biggest single thing that we can do to address agricultural pollution. However, farming is of course a demand-based industry and as long as people continue to buy animal produce, farmers will continue to supply it. Aside from this grassroots change, livestock farmers can also better manage manure on their property and investigate ways to harness the methane emissions that their animals produce.

Causes of Agricultural Pollution

1. **Chemical fertilizer:** These are mostly nitrogen and phosphorus based chemicals like ammonia and nitrates that in correct amounts boost the fertility of the soil. But in most cases these are used in more quantity than required and hence tend to be retained in the soil not adding to its goodness.
2. **Chemical pesticides:** When pests and insects cause losses on a large scale, this leads to economic fallout for the farmers. Pesticides and insecticides like organo chlorines, organophosphates and carbonates are toxic to the pests. They also tend to **bio accumulate** i.e. they collect in the body of

the organism and lead to chronic poisoning. This can be passed up the food chain. Some pesticides also are absorbed naturally by the plants themselves and stored their different parts. Pesticides are not discriminatory in nature as they also cause harm to beneficial insects such as bees and pollinators,

3. **Heavy metals:** Cadmium, fluoride, radioactive elements like uranium are regularly found in the parent minerals from which the fertilizers are obtained. Dangerous metals such as Mercury, Lead, Arsenic, Chromium, and Nickel are seen in traces in Zinc rich wastes from the steel industries which are used as fertilizers. These are often not removed from the because of the high cost involved.
4. **Excessive tillage of the land:** Overturning, digging or stirring leads to release of greenhouse gases produced in the ground such as nitrous oxide
5. **Soil erosion:** Loss of soil material due to poor management causes soil to become infertile.
6. **Soil sedimentation:** The soil or sediments carried off into water bodies cause a lot of harm. Sedimentation reduces the transportation capability of navigation channels. It reduces the amount of sunlight reaching the water beds affecting the plants and animals living in it. The turbidity it causes interferes with the feeding patterns of the fishes and affects their population. Sedimentation also affects the transport and accumulation of water pollutants
7. **Introduction of foreign species:** Many instances of foreign species of plants, animals and insects were introduced to control pests and weeds. But after a while these have taken over and become nuisances themselves. They cause harm to indigenous flora and fauna competing for the natural resources, and also cause changes in the bio diversity. There has been loss of many indigenous beneficial creatures due to this kind of biological pest control.
8. **Genetic Modification to increase resistance to pest and diseases:** A raging topic of debate today, it is a cause of concern for many that these crops will lead to the loss of many original species and may become weeds themselves. If these will be toxic to consumers ranging from insects to humans is to be studied in depth.
9. **Animal management:** Farms specializing in rearing cattle, sheep, goats, pigs, and poultry must have strict regulations concerning the disposal of manure and other associated waste material. These must not be indiscriminately disposed in the surrounding areas. They cause pollution of the air as well as the water. 18 per cent of Greenhouse gases are said to be generated by farm animals. The large amounts of manure created, carry pathogens that are harmful for humans too. Proper animal waste management can reduce the huge bulk of it, making it easier to use.

Consequences of Agricultural Pollution

Due to the advent of technical revolution in the field agriculture; the living and working condition enhanced drastically, it also brought forward various biological, chemical and physical hazards. Biological hazards comprise tuberculosis, tularemia and Q fever. A number of allergenic particles emanate from vegetable crops have also been detected. Pesticides and chemical fertilizers make a part of chemical hazards (.92 International Journal of Education, Modern Management, Applied Science & Social Science (IJEMMASSS) - April - June, 2020. Physical hazards are present in areas where agricultural machines are repaired; some examples are asbestosis and silicosis. A number of unspecific dusts also cause physical hazards. Nitrate, pesticide residues, and other toxic chemicals in foods and drinking water can cause serious health problems if people are exposed to them for a long period. Unsafe applications of pesticides are the cause of accidents for workers and food poisoning for consumers (Propsom 2010; Hoi, Mol, and Oosterveer 2013). Residues of chemicals, used in agriculture reduce the amount of oxygen in water which results in the death of aquatic flora and fauna.

Factors Contributing to Agricultural Pollution

Crop intensification leads to use more fertilizers, pesticides and other inputs to sustain yields and production which is one of the most direct causes of agricultural pollution. Farmers' orthodox perceptions and misunderstandings about the relationship between modern input use and crop production. The majority of cultivators believe that higher inputs always result in higher productivity and better pests' control. The removal of import restrictions in 1991 allowed prices of chemical fertilizers, pesticides, and other inputs to drop by 50 percent in the last decades. This resulted in farmers moving from traditional organic and farm manure fertilizers to the imported chemical fertilizers to increase yields (World Bank 2004). The availability of subsidized fertilizers and pesticides in easy approach along with advertisement are encouraging farmers to use more of these chemicals. The poor quality of many pesticides and fertilizers leads the farmers to use more to ensure that they take effect. The governments have focused mostly on quantity and export value while giving less attention to quality and sustainability in agriculture. Enforcement in monitoring of the use of agro-chemicals and agricultural pollution; in general, is too weak.

Potential Solutions

The solutions to check and reduce agricultural pollution can be categorized in two broader categories .On-farm practices in production of crops, livestock and aqua-culture are pivotal for preventing pollution. Management measures are important to reduce the risk of water contamination due to chemical fertilizers and pesticides. These measures also include limiting and optimizing the type, amount and timing of agro-chemicals' application to crops. Establishment of protection zones along surface water bodies, within agricultural farms and in buffer zones around these farms, has been observed to be so effective in mitigating the migration of pollutants to water bodies.

The effective irrigation schemes will diminish water return flows which can greatly reduce the transfer of fertilizers and pesticides to the water bodies. On-farm technical packages according to localities should be developed for sustainable farming. Integrated farming systems should be developed to check the risk of pest and disease resulting from monoculture.

Off-farm Solutions the best way to mitigate pressures on ecosystems is, to avoid or limit the discharge of agricultural pollutants. Simple off-farm techniques like riparian buffer strips and constructed wetlands, may be cost effective to reduce the quantity of pollutants entering surface water bodies. Vegetated filter strips at the boundaries of agricultural farms and rivers are effectual in reducing the concentrations of pollutants entering into water bodies. Integrated systems comprise and manage crops, vegetables, livestock, trees as a whole can enhance production stability, resource use quality and sustainability of environment. Integrated farming also ensures that waste from one unit or sector can become inputs to another, thus helping to optimum use of resources and reduce agricultural pollution.

Dr. Sanjay Parihar: (Agricultural Pollution 93)Before taking any action, to draft cost-effective measures to arrest agricultural pollution and hampering the risks; planners and lawmakers must know the condition of aquatic ecosystems; the nature and dynamics of the driving forces and pressures that pilot to degradation of water quality with the impacts of these degradation on human health and the environment.(http://www.fao.org/land-water/news- archive/news-detail/en/c/1032702/ 3/3)

Conclusion

Agriculture sector is the backbone of the most of the developing countries. It plays an important role in the economy and food industry. With the passage of time, agricultural activities are becoming troublesome for the environment. Agricultural pollution is severely affecting the quality of air, water and soil, along with human health and biodiversity through the over and improper use of chemical

fertilizers and pesticides. These will be reflected in lower yield of crops. The agricultural yield is must be increased

to triumph over the increasing demand of food worldwide. Although, new technologies are being used to increase the crop productivity and quality, but the technologies are being used in improper manner which lead to higher level of agricultural pollution. There should be the proper monitoring and enforcement of existing policies and regulations to check pollution. The governments must focus to strengthen and implement the laws and regulations to prevent the agricultural pollution and its adverse effects on the biota. Adoptable solutions should be made from grassroots level with enhanced extension networks to global level to mitigate the harsh effects on our planet along with enhancing the productivity cum quality of crops, and the wellbeing of living beings.

References

Agrawal, M. 2005. "Effects of air pollution on agriculture: an issue of national concern". NatlAcadSciLett (India) 28:93–106.

Bui, NgaThi, Hung XuanVo, and NhanPhan Nguyen. 2013. "Present Status and Solutions for Solid Wastes Managements in Rice Cultivations in HauGiang Province." Can Tho University 29:83–88 (in Vietnamese). https://sj.ctu.edu.vn/ql/docgia/tacgia-2310/baibao-10326.html.

Khanh, D., and N. H. Thanh. 2010. "Management of Agricultural Waste and Potential for Cobenefits." Presentation.Presented at the Regional Workshop of the Greater Mekong Sub region on the National Strategy of Integrated Solid Waste Management/3R, Haiphong,July28– .http://www.iges.or.jp/en/archive/wmr/pdf/activity100728/15_Khanh_Day1_Session5.pdf.

Leonard P. Gianessi. 2010. Pesticide Use and Biodiversity Conservation on Farms. Technical Report. Crop-Life Foundation, Crop Protection Research Institute, Washington, DC.

Matson, P. A., W. J. Parton, A. G. Power, and M. J. Swift. 1997. "Agricultural Intensification and Ecosystem Properties." Science 277(5325):504–509 DOI:10.1126/science.277.5325.504.net/

Nguyen, Tin Hong. 2017. "An Overview of Agricultural Pollution in Vietnam: The Crops Sector."Prepared for the World Bank, Washington, DC.

P. Ahmad et al., Improvement of Crops in the Era of Climate Changes: Volume 1, 347 DOI 10.1007/978-1-4614-8830-9_13, © Springer Science+Business Media New York 2014

PLANT REACTIONS TO WATER STRESS: AN IN-DEPTH EXPLORATION

Damodar Nayak and Praveen Kumar Madakam

Msc Genetics and Plant Breeding, ITM University, Gwalior
Under Guidance Pramod kumar yadav, Assit.Professor, ITM University, Gwalior

Introduction of Abiotic Stress

Abiotic stress refers to the negative impact of non-living environmental factors on living organisms, particularly plants, in their natural habitats or during agricultural production. These stresses disrupt normal physiological processes, leading to reduced growth, development, and productivity. Abiotic stress factors include:

1. Drought: Lack of sufficient water for normal growth.
2. Temperature extremes: Both high (heat stress) and low (cold and frost stress).
3. Salinity: Excess salts in the soil affecting water absorption and nutrient balance.
4. Heavy metals: Toxic effects of metals like cadmium, lead, or arsenic.
5. UV radiation: Damage caused by excessive ultraviolet light exposure.
6. Nutrient deficiencies: Inadequate availability of essential nutrients in the soil.
7. Flooding: Waterlogging that depletes oxygen for root respiration.

Overview of Water Stress

Water stress refers to the condition where plants experience a lack of adequate water to sustain optimal growth, development, and productivity. It is one of the most common forms of abiotic stress and can occur due to insufficient water availability (drought) or excessive water loss (transpiration). Water stress significantly affects agricultural systems, natural ecosystems, and global food security.

Types of Water Stress

1. Drought Stress: Caused by insufficient rainfall, prolonged dry periods, or depleted soil moisture. Leads to a decline in plant water potential, stomatal closure, and reduced photosynthesis.
2. Flooding or Waterlogging: Excess water in the root zone limits oxygen availability for root respiration. Results in hypoxia (low oxygen) or anoxia (complete lack of oxygen), damaging root systems.

Impact of water stress on cereal production :Water stress significantly impacts crop production and productivity. Here are some effects:

Impacts on Crop Production

1. Reduced yields: Water stress leads to decreased crop yields, affecting food security and economic stability.
2. Lower quality produce: Water-stressed crops may have reduced nutritional value, altered flavor, and lower market value.
3. Increased crop failures: Severe water stress can cause crop failures, resulting in significant economic losses for farmers.

Impacts on Crop Productivity

1. Decreased photosynthesis: Water stress reduces photosynthetic activity, impacting plant growth and productivity.
2. Impaired nutrient uptake: Water-stressed plants may have reduced nutrient uptake, affecting plant nutrition and productivity.
3. Increased susceptibility to pests and diseases: Water-stressed plants are more vulnerable to pests and diseases, further reducing productivity.
4. Reduced water use efficiency: Water-stressed plants may have reduced water use efficiency, making them more susceptible to drought.

1. Physiological Responses to Water Stress :

1.1 Stomatal Regulation and Transpiration Control :

Stomatal Response

1. Stomatal closure: Plants close their stomata to reduce water loss through transpiration.
2. Reduced CO2 uptake: Stomatal closure limits CO2 entry, affecting photosynthesis.

1.2 Reduction in Photosynthetic Activity :

Photosynthetic Response

1. Reduced photosynthetic rate: Water stress decreases photosynthetic activity, reducing plant growth.
2. Increased thermal energy dissipation: Plants dissipate excess energy as heat to protect the photosynthetic apparatus.

Growth and Development Response

1. Reduced cell growth: Water stress inhibits cell growth and expansion, leading to reduced leaf and stem growth.
2. Altered root architecture: Plants may produce more roots to access deeper water sources.

Hormonal Response

1. Abscisic acid (ABA) increase: ABA triggers stomatal closure and other water-conserving responses.
2. Ethylene production: Ethylene promotes leaf senescence and abscission.

1.3 Osmotic Adjustment :

Osmotic Adjustment Response

1. Soluble sugar accumulation: Plants accumulate soluble sugars to maintain cellular osmotic balance.
2. Proline and glycine betaine accumulation: These compatible solutes help protect plants from water stress.

1.4 Increased Production of Reactive Oxygen Species (ROS)

Antioxidant Defence Response :

1. Antioxidant enzyme activation: Plants activate antioxidant enzymes like superoxide dismutase (SOD) and catalase (CAT) to protect against oxidative stress.
2. Ascorbate and glutathione accumulation: These antioxidants help scavenge reactive oxygen species (ROS).

These physiological responses help plants cope with water stress, but prolonged drought can still have devastating effects on plant growth and productivity.

2. Morphological Responses to Water Stress :

2.1 Root System Modifications : Water stress induces various morphological changes in plants as adaptive mechanisms to conserve water and optimize resource use. These changes are evident in different plant parts, including roots, shoots, leaves, and reproductive structures.

Here is a detailed overview of the morphological responses:

2.2 Shoot Morphology

2.3 Leaf Morphology :

Increased Root Growth

- Plants enhance root elongation and development to explore deeper soil layers for water.
- The root-to-shoot ratio often increases under water stress.
- Altered Root Architecture: Lateral root growth is reduced, while primary and deeper roots grow more extensively.
- Root hairs become longer and denser, increasing the surface area for water absorption.
- Thicker Root Walls: Some plants develop thicker root walls to reduce water loss.
- Reduced Shoot Growth: Stem elongation is often inhibited to conserve energy and water. Internodes become shorter, resulting in compact plant architecture.
- Reduced Biomass: Overall shoot biomass decreases as resources are allocated to root growth.
- Leaf Area Reduction: Leaves may grow smaller or fewer leaves are produced to minimize water loss through transpiration.
- Leaf Rolling or Curling: Leaves roll or fold to reduce surface area exposed to sunlight, decreasing water loss.
- Leaf Senescence: Older leaves are shed to reduce the transpiring surface and conserve resources for newer growth.
- Thicker Leaves: Leaf thickness may increase due to enhanced cuticle or epidermal layer development to reduce water permeability.
- Reduced Stomatal Density: Some plants reduce the number of stomata per unit leaf area to limit water loss.

2.4 Epidermal and Cuticular Modifications

Thicker Cuticle: A thicker waxy cuticle layer forms on leaves and stems to reduce water loss.

Increased Trichome Density: Hair-like structures (trichomes) may increase, creating a microenvironment that reduces transpiration and reflects excess light.

3. Biochemical and Molecular Responses to Water Stress :

3.1 Molecular Chaperones and Heat Shock Proteins (HSPs)

3.2 Gene Expression Regulation :

Biochemical and Molecular Responses to Water Stress

Water stress triggers intricate biochemical and molecular responses in plants to mitigate damage and adapt to the adverse conditions. These mechanisms involve the production of protective molecules, regulation of stress-responsive genes, and activation of signaling pathways.

Molecular chaperones and heat shock proteins (HSPs) play vital roles in protecting cellular components under water stress.

Roles of HSPs:

- Protein Folding and Stability: HSPs prevent protein denaturation and assist in refolding damaged proteins under stress conditions.
- Protein Degradation: HSPs facilitate the removal of irreparably damaged proteins, ensuring cellular homeostasis.
- Membrane Stability: HSPs help stabilize cell membranes, which are particularly vulnerable during dehydration.
- Water stress induces large-scale changes in gene expression to activate protective and adaptive mechanisms.
- Stress-Responsive Genes:
- Early Response Genes: Encode signaling molecules, such as transcription factors and protein kinases, that trigger downstream stress responses.
- Late Response Genes: Encode proteins directly involved in stress mitigation, such as aquaporins, osmotions and dehydrins.

Conclusion

Water stress elicits complex, multi-level responses in plants, encompassing morphological, physiological, biochemical, and molecular mechanisms. These responses aim to conserve water, enhance water uptake, and mitigate cellular damage, enabling plants to adapt and survive under adverse conditions. Understanding plant responses to water stress is critical for developing drought-resilient crop varieties through breeding and biotechnological approaches. Integrating water-efficient farming practices and stress-tolerant crops can help sustain agricultural productivity in water-scarce regions. In summary, plants exhibit remarkable resilience to water stress through an intricate network of adaptive responses. However, balancing survival mechanisms with productivity remains a significant challenge, particularly in the context of global climate change and increasing water scarcity.

Reference

1. Chaves, M. M., Flexas, J., & Pinheiro, C. (2009). "Photosynthesis under drought and salt stress: Regulation mechanisms from whole plant to cell." Annals of Botany, 103(4), 551–560.
2. Ashraf, M., & Foolad, M. R. (2007). "Roles of glycine betaine and proline in improving plant abiotic stress resistance." Environmental and Experimental Botany, 59(2), 206–216.
3. Cramer, G. R., Urano, K., Delrot, S., Pezzotti, M., & Shinozaki, K. (2011). "Effects of abiotic stress on plants: A systems biology perspective." BMC Plant Biology, 11(1), 163.

4. Farooq, M., Wahid, A., Kobayashi, N., Fujita, D., & Basra, S. M. A. (2009). "Plant drought stress: Effects, mechanisms, and management." Agronomy for Sustainable Development, 29(1), 185–212.
5. Zhu, J. K. (2016). "Abiotic stress signaling and responses in plants." Cell, 167(2), 313–324.
6. Verslues, P. E., & Zhu, J. K. (2005). "Before and beyond ABA: Osmotic stress signaling and responses in plants." Plant, Cell & Environment, 28(2), 225–234.

PHYSIOLOGICAL MECHANISMS OF SEED DORMANCY

Sukanya Yadav Dodda

Msc Genetics and Plant Breeding, ITM University , Gwalior
Under Guidance Sudheer K.Pathak, Assit. Professor, ITM University, Gwalior

Abstract

Seed dormancy is a vital adaptive mechanism that enables plants to synchronize germination with favorable environmental conditions. This complex physiological process involves a delicate balance of hormonal signals and metabolic pathways that regulate seed development, maturation, and subsequent germination. By delaying germination, seeds can avoid unfavorable conditions such as extreme temperatures, desiccation, or the absence of pollinators. This review delves into the molecular and physiological mechanisms underlying seed dormancy, including the roles of key hormones like abscisic acid (ABA) and gibberellic acid (GA). Additionally, we explore the environmental factors that influence dormancy, such as light, temperature, and water availability.

Key words: seed dormancy, germination, dormancy breaking, abscisic acid (ABA), gibberellic acid (GA), environmental factors, plant physiology, plant ecology

Introduction

Seed dormancy is a remarkable adaptation that allows plants to survive unfavorable environmental conditions and synchronize germination with optimal growth periods. It is a complex physiological process involving a delicate balance of hormonal signals and metabolic pathways that regulate seed development, maturation, and subsequent germination. such as extreme temperatures.By understanding the mechanisms of seed dormancy, scientists can develop strategies to manipulate seed germination and improve plant growth and productivity. This knowledge is crucial for agriculture, horticulture, and ecological restoration.

What is Seed Dormancy

Seed dormancy is a state where a seed is unable to germinate even under ideal growing conditions. It's a survival mechanism that allows seeds to endure unfavorable conditions and germinate only when conditions are optimal for the seedling's survival.

- **Main points about seed dormancy:** Purpose: To ensure the plant's survival by delaying germination until the environment is suitable for growth.
- **Types:** There are various types of dormancy, including physical, physiological, and morphological dormancy.
- **Factors:** Seed dormancy can be influenced by factors like temperature, light, water availability, and chemical signals within the seed.
- **Breaking dormancy:** Specific conditions or treatments, such as scarification or stratification, may be needed to break dormancy and allow germination.

Understanding seed dormancy is crucial for various fields like agriculture, horticulture, and ecology, as it helps in managing seed germination and plant growth.

Types of Seed Dormancy

Seed dormancy can be categorized into two main types:

1. **Exogenous Dormancy:** This type of dormancy is caused by factors external to the seed embryo. The seed coat or surrounding structures may prevent water or oxygen uptake, thus inhibiting germination.
2. **Endogenous Dormancy:** This type of dormancy is caused by factors within the seed embryo itself. It can be further classified into three subtypes:
   - **Physiological Dormancy:** In this case, the embryo is mature but germination is inhibited by internal chemical factors, such as the presence of germination inhibitors or the absence of germination promoters.
   - **Morphological Dormancy:** In this type, the embryo is underdeveloped and requires a period of maturation before it can germinate.
   - **Morphophysiological Dormancy:** This is a combination of both physiological and morphological dormancy, where the embryo is underdeveloped and germination is also inhibited by internal chemical factors.

Understanding these different types of dormancy is crucial for managing seed germination and plant growth in various fields like agriculture, horticulture, and ecology.

Physiological and Morphological Dormancy

Seed dormancy is a complex phenomenon, and two primary types are physiological and morphological dormancy.

Physiological Dormancy: In physiological dormancy, the seed embryo is mature, but germination is inhibited by internal factors. These factors often involve hormonal imbalances, particularly the levels of abscisic acid (ABA) and gibberellic acid (GA).

- High ABA levels: ABA is a plant hormone that promotes seed dormancy by inhibiting germination.
- Low GA levels: GA is a plant hormone that promotes germination.
- To break physiological dormancy, these hormonal imbalances must be rectified. This can be achieved through various methods, such as:
- Stratification: Exposing seeds to specific temperature and moisture conditions.
- Scarification: Physically damaging the seed coat to allow water and oxygen to penetrate.
- Chemical treatments: Using specific chemicals to break dormancy.

Morphological Dormancy

- In morphological dormancy, the seed embryo is immature and needs to develop further before it can germinate. This type of dormancy is often associated with seeds that require a period of after-ripening. During this period, the embryo completes its development, and the seed becomes capable of germinating.
- Morphological dormancy is common in many plant species, especially those that produce large seeds with underdeveloped embryos. It is often influenced by environmental factors such as temperature and light.
- Understanding these two types of dormancy is crucial for seed germination and plant propagation. By identifying the type of dormancy present in a seed, researchers and growers can employ appropriate techniques to break dormancy and promote germination.

Factors affecting seed dormancy

Several factors can influence seed dormancy, both internal and external. Here are some of the key factors:

- **Internal Factors:** Hormonal balance: The balance of hormones like abscisic acid (ABA) and gibberellic acid (GA) within the seed plays a crucial role. High levels of ABA promote dormancy, while high levels of GA promote germination.
- **Embryo maturity:** The level of embryo development can influence dormancy. Immature embryos may require additional time to mature before germination.
- **Seed coat impermeability:** A hard or impermeable seed coat can prevent water and oxygen from reaching the embryo, thus delaying germination.

External Factors:

- **Temperature:** Temperature can significantly impact seed dormancy. Some seeds require exposure to specific temperature ranges or cycles to break dormancy.
- **Light:** Light can either promote or inhibit germination, depending on the species. Some seeds require exposure to light to germinate, while others are inhibited by light.
- **Water:** Water is essential for seed germination. However, excessive water can also lead to seed rot and prevent germination.
- **Oxygen:** Oxygen is necessary for cellular respiration, which is essential for seed germination.
- **Soil conditions:** Soil pH, nutrient availability, and soil moisture can influence seed germination.

Understanding these factors is crucial for managing seed dormancy and promoting germination in various agricultural and horticultural practices.

Seed dormancy and agriculture

Seed dormancy, while a survival mechanism for plants in the wild, can pose challenges for agricultural practices. Here's how seed dormancy impacts agriculture:

- **Positive Impacts:** Weed Control: Dormancy can help control weed populations by preventing seeds from germinating at inappropriate times.
- **Seed Storage:** Dormancy allows for long-term seed storage, ensuring a consistent seed supply for future plantings.
- **Preventing Pre-Harvest Sprouting:** Dormancy can prevent seeds from germinating prematurely on the plant, which can lead to significant yield losses.

Negative Impacts

- **Delayed Germination:** Dormancy can delay germination, leading to late emergence and reduced crop yields.
- **Uneven Germination:** Dormancy can cause uneven germination, making it difficult to manage crop growth and harvest.
- **Reduced Seed Viability:** Prolonged dormancy can reduce seed viability, leading to lower germination rates. Agricultural Strategies to Manage Seed Dormancy:

To overcome the negative impacts of seed dormancy, farmers and scientists have developed various strategies:

- **Scarification:** This involves physically damaging the seed coat to allow water and oxygen to penetrate.
- **Stratification:** This involves exposing seeds to specific temperature and moisture conditions to break dormancy.
- **Chemical Treatments:** Applying specific chemicals can help to break dormancy.
- **Seed Priming:** This involves treating seeds with specific chemicals or conditions to accelerate germination.
- **Biological Treatments:** Using beneficial microorganisms can help to break dormancy.

By understanding the mechanisms of seed dormancy and employing appropriate techniques, farmers can optimize seed germination and improve crop yields.

Conclusion

Seed dormancy is a complex physiological process that plays a crucial role in plant survival and reproduction. By delaying germination, seeds can withstand adverse environmental conditions and synchronize their emergence with optimal growth periods. This adaptive strategy has significant implications for plant ecology, agriculture, and horticulture.

Understanding the underlying mechanisms of seed dormancy, including the roles of hormones, environmental factors, and genetic regulation, is essential for manipulating seed germination and improving plant productivity. By employing various techniques such as stratification, scarification, and chemical treatments, scientists and farmers can effectively break seed dormancy and promote timely germination.

Continued research on seed dormancy is necessary to unravel the intricate molecular and physiological processes involved. This knowledge can be applied to develop innovative strategies for seed storage, crop improvement, and ecological restoration. By harnessing the power of seed dormancy, we can ensure the sustainable future of agriculture and protect biodiversity.

Reference

Nikolaeva, M.G., Razumova, M.V., and Gladkova, V.N. (1985). Reference Book on Dormant Seed Germination. Nauka, Leningrad, USSR.

Khan, A.A. (Ed.) (1977). The Physiology and Biochemistry of Seed Dormancy and Germination. North-Holland, Amsterdam.

Bewley, J.D., and Black, M. (1994). Seeds: Physiology of Development, Germination and Dormancy. Plenum Press, New York.

Finch-Savage, W.E., and Leubner-Metzger, G. (2006). Seed Dormancy and Germination. Blackwell Publishing, Oxford.

PROSPECTS OF 3D AND 4D FOOD PRINTING INDUSTRIES IN INDIA

Nile Shubhangi Gorakhnath, Dhawale Shubham Namdev and Nile Hemlata Gorakhnath

PhD Scholar, ICAR-Indian Agricultural Research Institute, New Delhi, 110012.
PhD scholar, Dr. Panjabrao Deshmukh Krishi Vidyapeeth, Akola, Maharashtra.
M.Tech scholar, Mahatma Phule Krishi Vidyapeeth, Rahuri, Maharashtra.

INTRODUCTION

Additive manufacturing or 3D (Three-dimensional) printing involves layer by layer additionof material to form the desired shape. It has been developed for more than 30 years. The steady riseof 3D printing techniques over the last few decades is attributed to their ability to print complicatedshapes and the wide variety of materials employ. With a great potential to change everything from our daily lives to the global economy, significant advances in 3D printing technology have been made with respect to materials, printers, and processes.

The next generation of printing techniques saw the use of smart materials that could change their shape with time. This characteristics shape change adds a fourth dimension of time to the printing process which ultimately led to the evolution of 4D (Four-dimensional) printing techniques.The term ‘‘4D printing’’ was introduced by Skylar Tibbits in his TED conference talk. While 3D printing technology has been used to make static structures from digital data in 3D coordinates, 4Dprinting adds the concept of change in the printed configuration over time, dependent on environmental stimuli.

Smart design and smart materials are the key differences of 4D printing compared to 3D printing, as 4D printed structures may transform in shape or function. The 4D printing general concept relies predominantly on the following factors—the AM process, types of stimulus- responsive material, stimuli, interaction mechanism, and mathematical modelling, usually undertaken in conjunction with geometric programming using CAD and finite-element analysis (FEA).

The first application of 3D/ 4D food printing is food customization, combining any of these printing technology with digital cooking, which can be customized according to someone’s differentneeds for the shape, structure and flavor of food separate from traditional mass-produced commercialfood. 3D printing technology and its extension 4D printing technology have been extensively developed since it was proposed and applied to many industries, including aerospace, biomedical, and food fields. The contribution of 4D food printing in the market will be increasing. 4D food printing provides a platform for new business ideas to adapt to the current market trends by reducingcapital requirements, saving time, reducing inventory space, and improving business efficiency.

This report highlights the 3D, 4D Food Printing technology and basic components involved. Alsohighlights its major applications in food sector, advantages and future challenges.

1. ADDITIVE MANUFACTURING

Intelligent printing manufacturing is developed as an advanced technology compared to conventional manufacturing technology, which is known as 3D and 4D printing technologies. Additive Manufacturing (AM) is an appropriate name to describe the technologies that build 3D objects by adding layer-upon-layer of material, whether the material is plastic, metal, concrete or human tissue. It has been developed for more than 30 years. According to American Society of Testing and Materials (ASTM) Additive Manufacturing or Rapid Prototyping is defined as “The process of joining materials to make objects from 3D model data, usually layer upon layer, as opposed to subtractive manufacturing methodologies”. It is a set of manufacturing processes that are capableof producing complex parts directly from a computer model of the part.

The commercial use of AM first emerged in 1987 with stereolithography (SL) from 3D Systems, a process that solidifies thin layers of ultraviolet (UV) light-sensitive liquid polymer usinga laser. The very first developments in industrial 3D printing technologies, binder jetting and stereolithography took place at the Massachusetts Institute of Technology (MIT) and at 3D Systems,became the very first company to produce a commercially available 3D printer. In 1991, Fused Deposition Modelling (FDM) from Stratasys has arisen. FDM extrudes thermoplastic materials in

filament form to produce parts layer by layer. Today, the most common and affordable process is called fused deposition modelling (FDM) or fused filament fabrication. Selective laser sintering (SLS) became available in 1992. Using heat from a laser, SLS fuses powder materials. In 2007, HodLipson and Evan Malone at the Cornell University Computational Synthesis Laboratory adapted theFab@Home open-source extrusion printer to work with food.
3D printing has rapidly garnered extensive focus and developed as an emerging manufacturingtechnology. Therefore, 3D printing has widely adopted in various fields, such as fashion jewellery, polymer printed textiles, robotics and automation, tissue and scaffolds, electronics and end-use products. 3D printing technology has used to produce static structure in 3D coordinates, and 4D printing is regarded as a state-of-art technology of combing smart material and 3D printing technology. In recent years, 4D printing has emerged and gained attention according to its structural response over time under environmental stimuli. The emergence of advanced manufacturing technologies, coupled with consumer demands for more customised products and services, are causing shifts in the scale and distribution of manufacturing.

2. 3D PRINTING

3D Printing also called additive manufacturing technology/ rapid prototyping is defined as a mechanized method of creating a three-dimensional object by laying down successive layers of material using a reasonably sized machine, and a computer containing blue prints (package model) of the object, with a variety of printing technologies. 3-D technologies were developed for the manufacturing industry and initially typically processed plastics, ceramics and metals. Though recently, there has been an additionally slew of innovation toward using alternative materials like metals of various sorts, organic matter such as food materials etc.

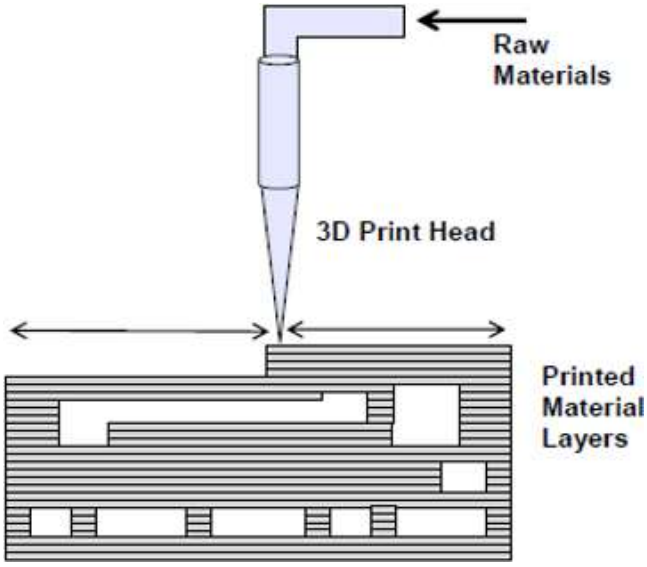

Fig. 3.1 Additive Manufacturing

3.1 3D Food Printing

Three-dimensional (3D) Food Printing, also known as Food Layered Manufacture is a digitally controlled, robotic construction process which can build up complex 3D food products layer-by-layer.With this technology, food can be designed and fabricated to meet individual needs on health condition and physical activities through controlling the amount of printing material and nutrition content. It integrates additive manufacturing and digital gastronomy techniques to produce 3D custom-designed food objects without object-specific tooling, molding or human intervention.
The total history of 3D Food Printing is less than 15 years, although the desire of rapidly fabricating custom-made food was expressed early in the 1960s through the movie, Star Trek. The
idea of creating 3D decoration on the cake surface using hand cream extruder as shown in can be considered as the precursor of 3D Food Printing process. The latter is an automated version with computerized design pattern for fabrication compared to the previous manual process.

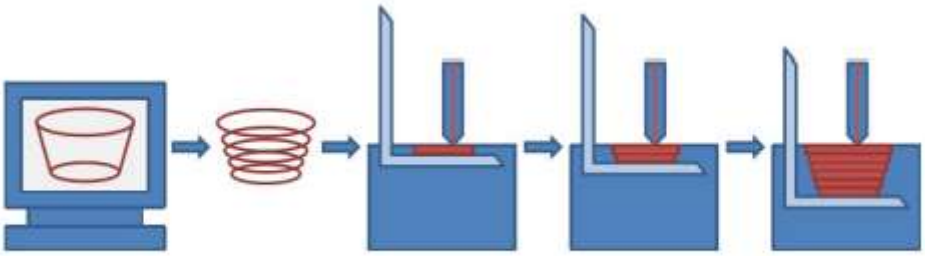

Fig.3.2 Schematic diagram of 3D printing of food

Fig. 3.3 3D Printed Foods

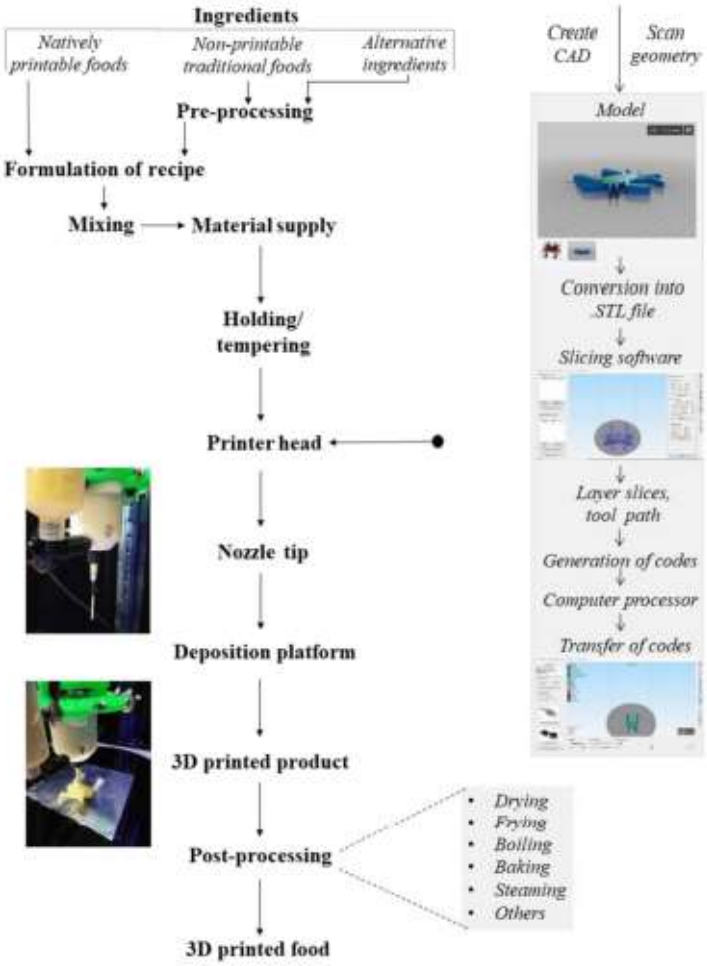

Fig. 3.4 Schematic flow diagram of a typical extrusion based food 3D printing process

A typical 3D printer consists of following components (Fig. 8.3):
(1) Control circuit for integrating the computer and the printer
(2) Motor, filament, and drive system for guiding the motors
(3) Mixing chamber into store and mix the material supply
(4) Feed rollers
(5) Flow sensors
(6) Pressure regulators
(7) Nozzles
(8) A printing platform over which the food is printed

The printing platform consists of a three-axis stage (Cartesian coordinate), a dispensing/sintering unit, and a user interface. With digital control over the material feeding system, one can manipulate the fabrication process to meet customer expectations (Nachal et al., 2019).

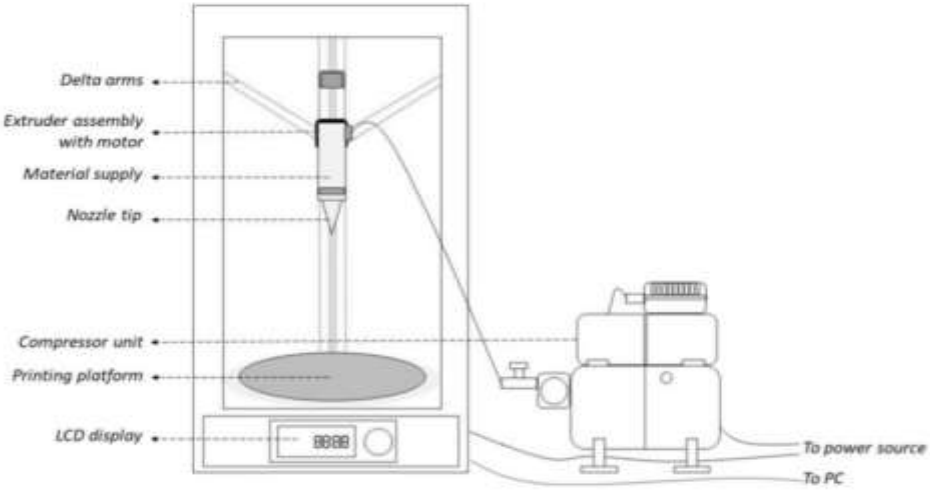

Fig. 3.5 Schematic diagram of a typical extrusion type 3D food printer

3.2 Current 3D food printing technologies

3.2.1 Selective sintering technology

Sugars and sugar-rich powders can be selectively sintered to form complex shapes. After a layer of fresh powder is spread, a sintering source (hot air in figure 3.6 (A) or laser in figure 3.6 (B)) moves along x- and y-axes to fuse powder particles so that they can bind together and form a solid layer. This process is repeated by continuously covering the fused surface with a new layer of material until the 3D object is completed. TNO's Food Jetting Printer applied laser to sinter sugars and Nesquik powders. The sintered material formed the part whilst the un-sintered powder remained in place to support the structure. The CandyFab applied a selective low-velocity stream of hot air to sinter and melt a bed of sugar. The fabrication powder bed is heated to just below the material melting point to minimize thermal distortion and facilitate fusion among layers. Selective sintering offers more freedom to build complex food items in a short time without post-processing. It is suitable for sugar and fat-based materials with relatively low melting points. However, the fabrication operation is complicated as many variables are involved.

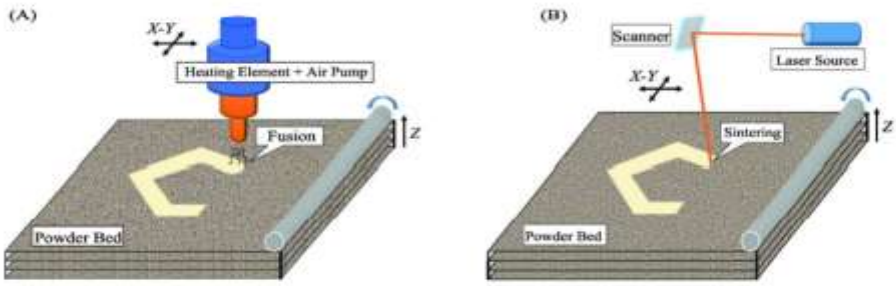

Fig.3.6 (A) Selective hot air sintering and (B) Selective laser sintering

3.2.2 Hot melt extrusion

Hot-melt extrusion, also called Fused Deposition Modeling (FDM), was first described in Crump's work. In figure 8.5, melted semi-solid thermoplastic material is extruded from a movable FDM head and deposited onto a substrate.

The material is heated slightly above its melting point so that it solidifies almost immediately after extrusion and fuses to the previous layer.

This technology is widely applied to create personalized 3D chocolate products. Using FDM-based extrusion system, Hao et al. (2010) compared the material properties among various food items and printed 3D chocolate products with different shapes and sizes. MIT Researchers used hot melt chocolate as a dispensing liquid and developed a functional prototype named "digital chocolatier" to fabricate customized chocolate candy. In this research, the compressed air was applied to melt chocolate and force it out of the chambers. A "3D Food-Inks Printer" which dispenses 3D color images on extruded base material may also fall into this category, while a post-processing step was applied to fuse the layers together.

The advantages of food printer designed based on FDM include compact size and low cost of maintenance. However, shortcomings such as a seam line between layers, long fabrication time, and delamination caused by temperature fluctuation, can be further improved.

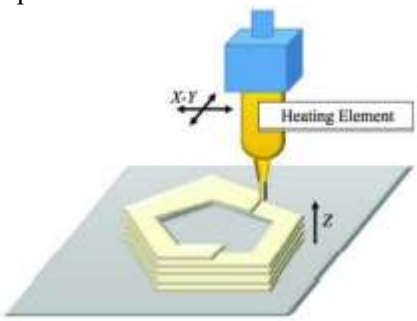

Fig. 3.7 Hot-melt extrusion (FDM)

3.2.3 Powder bed binder jetting

In standard binder jetting technology, each powder layer is distributed evenly across the fabrication platform, and liquid binder sprays to bind two consecutive layers of powder. As shown in Figure 8.6, the powder material is usually stabilized by spraying water mist to minimize the disturbance caused by binder dispensing. In an edible 3D printing project, sugars and starch mixtures were utilized as a powder material and a Z Corporation powder/binder 3D printer as a fabrication platform. Sugar Lab used sugar and different flavor binders to fabricate complex sculptural cakes for weddings and other special events. This fabrication adopted 3D Systems' Color Jet Printing technology, and the material and fabrication process met all the requirements of food safety. Binder Jetting offers advantages such as faster fabrication, ability to build complex structures, and low ingredients cost. But the fabricated products suffer from rough surface finish and high sugar content, and the machine cost is high. Post-processing may be required, such as curing at higher temperature to strengthen the bonding among layers.

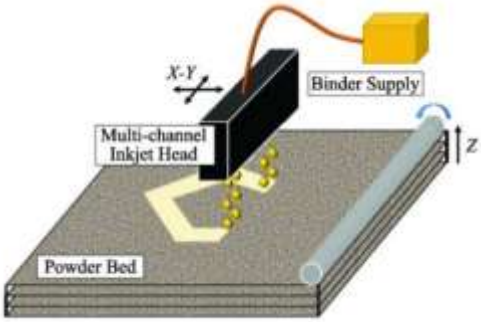

Fig. 3.8 Powder bed binder jetting

3.2.4 Inkjet printing

As shown in Figure, inkjet food printing dispenses multi-material streams/droplets from a syringe-type multi-channel print head in a drop-on-demand way and creates 3D edible food products such as cookies, cakes, or pastries. It involves pre-patterning food items at multiple layers of processing. The De Grood Innovations' Food Jet Printer used pneumatic membrane nozzle-jets to drop on-demand materials onto pizza bases, biscuits, and cupcakes. The ejected stream/droplets fall under gravity, impact on the substrate, and dry through solvent evaporation. The drops can form a two and half dimensional digital image as a decoration or surface fill.

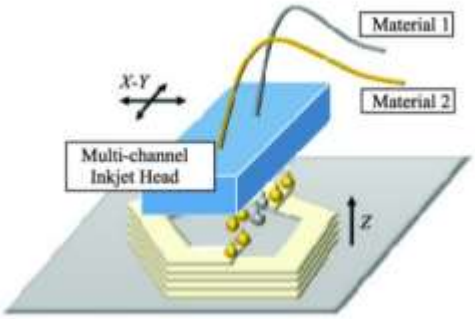

Fig. 3.9 Inkjet printing

Compared with other methods, 3DP is an economical and innovative way for mass customization in food fabrication. The quality of fabricated food items depends on the process and planning rather than people's skill. This technology can easily and accurately perform fabrication based on customer demands.

3. Potential applications of 3D food printing

In food processing, 3D printing technology is in its early stages. However, it is fore seen that the technology can emerge as a one-stop solution for customization of food designs, personalized nutrient intake, and developing prototyping tools to fabricate new designs. Such applications are discussed in the following section (Nachal et al., 2019).

4.1 Globalization of printed foods

With developments in 3D printing, designs of fabricated foods can be shared among culinary professionals, making it easy for them to download original data files and print foods according to the need. Technology can help to blend the culinary knowledge and artistic skills of different artists and chefs into one printable file. As 3D printing evolves, it can allow consumers to fabricate products at home, even by purchasing designs online. Consumers can configure or transact designs from an e-commerce platform through mobile applications or websites. This will reduce distribution, packaging, and warehousing costs; 3D printing can simplify the food service chain. Each printing platform can be customized to one/a particular range of compatible file/software. Even if different printer types can print the same file, variations in the quality of the fabricated product will be clear. When recipe file sharing becomes a trade, these issues can be addressed as more standards and standardized food printer configurations enter the market. It is expected that online trading of 3D food printing recipes will soon enter the market, creating huge competition in terms of cost, product versatility, and appearance of fabricated products.

Another important aspect is that customized products would reach the table much faster than any conventional food processing technology could do. With reduced time requirements, product safety becomes a key advantage, even providing the possibility to eliminate the use of chemical preservatives and polymeric packaging materials. Also, multistep processing of foods can be reduced to a single step. As explained above, 3D printing can facilitate simplified food supply chains by reducing the number of processing steps/ unit operations.

4.2 Customized food designs

The most exploited application of AM technology is food customization. Most commercial food production technologies focus on bulk production. Creativity and customization of shapes, structures, and flavors are limited to certain products and skilled personnel. Food printing technology can enable consumers to experiment with material supplies and fabricate a novel range of food products. A clear benefit is the ability to create complex shapes that cannot otherwise be produced using other technologies. An interesting example is a work on extrusion of bean paste and Mexican sauces to customize burritos. Researchers have customized foods such as pizzas and cookies using Foodini™, a commercial printer which uses hot melt extrusion technique. Using 3D printing can reduce laborious efforts involved in food manufacturing and permit significant savings in time; both being inherent limitations of conventional approaches. Also, based on consumer preferences, foods and food sources that are unappealing/unappetizing can be customized. Apart from printing structures with intricate designs and those unique textural attributes, we can improve or vary taste profiles using 3D printing. For example, scientists have developed jelly-like capsules with flavors and shapes that can be customized. It is also possible to fabricate products with high phenolic content and antioxidant activity from fruits and vegetable blends with acceptable sensory attributes.

4.3 Personalized nutrition

Researchers consider individual dietary requirements, allergies, or taste preferences under the preview of personalized nutrition. The concept refers to "customized food formula" and involves preparation or production of formulations with the right levels of nutrients and functional compounds necessary to prevent diseases/protect health.

Using 3D printing, nutrients or functional compounds can be deposited in printed layers by formulating the material supply as a personalized food formula. This can help in giving a better focus on nutritional profiling by replacing certain ingredients with healthy alternatives. Under the project "Performance," Biozoon Food Innovation prepared cookies from insect-derived flours for people suffering from mastication problems. Using 3D edible gel printers, researchers have also developed soft foods for the elderly, making it easy for swallowing. To overcome difficulties in swallowing, TNO has come up with concepts for the printing of pureed food to help elderly people who suffer chewing and swallowing problems. Customized meals can also be prepared with age-specific nutrient compositions. In an interesting study, researchers have printed cereal-based food structures containing probiotics. Such examples provide a new dimension to 3D food printing research as probiotics form a key component of the nutraceutical and functional food market, with high significance to human health.

Integrating printing and nutrition can enable users to calculate and be in track with exact nutrient and calorie requirements. Nutrient intake can be personalized through food printing by two approaches: (1) controlling the amount of food, and (2) calibrating the levels of natural/nutritional ingredients during the design. Functional foods can be fabricated using this technique by upgrading/substituting/enriching/eliminating constituents of a material supply. New developments in this field aim to deliver nutrients through microencapsulation. Through one or more approaches, food printing can provide a convenient way to digitize human nutrition and energy requirements. This also finds application in developing foods for specific populations/occupational profiles. For example, individual nutritional needs of soldiers can be tailored and can fabricate foods in battlefields (on demand). Shelf-life would not be a challenge as most materials will be preserved as raw ingredients. Safety aspects make it suitable for printing space foods because it remains a challenge for conventional techniques to meet the long shelf-life requirements. The advantage is also in terms of nutritional stability that could otherwise be a concern.

4.4 Food packaging

An interesting application that 3D printing is expanding into is food packaging. With the concept of rapid prototyping, we can use 3D printing to develop prototypes of food packs. Having the ability to customize color, texts, and designs, consumer perception of food packs can be predicted way ahead of commercialization. Also, with novel and creative designs, 3D printing can facilitate easier market testing. Customers can be provided with options to select preferred and carved initials/photographs on packages. Focusing on sustainability, researches have fabricated bio-degradable cups encapsulated with energy drink ingredients. Consumers will have to just add water to prepare the energy drink, and this logic can be extended to other packaging types. The cost of five 3D-printed smartcups was around $12, explaining that the future challenge is to reduce the cost. This also implies that AM can promote reuse of plastic wastes and the use of biopolymers for food packaging applications. Though pricing is a constraint, 3D printing can fabricate customized food packages. Leading food industries now focus on experimenting the best of AM applications for food packaging in smart and intelligent package prototypes as well. 3D printing technology is also being used to develop machine parts for the packaging line. These include pick-and place robots; such innovations reduce time and resources required to outsource design and fabrication operations.

4. Market survey and consumer attitude towards 3D printing

With demands for large-scale customization and the enhanced convenience provided by 3D printing technology in terms of esthetic appeal and tailored nutritional profiling of food matrices, the food 3D printing market is growing at a rapid pace. Stringent quality assurance and precise nutritional control achieved using 3D printing are worth mentioning. Other aspects that promote the growth of the sector include environmental friendliness and technology sustainability in the long run. The usage of lesser raw material and lower energy demand link to a reduction in the ecological footprint. Using printing technologies, many steps of conventional processing can be merged and foods can be printed on-demand. This can decrease food waste generation.

The success of a novel food in the market depends on consumer preferences. Several researchers have addressed many technological limitations; however, only little thought process has been put on how consumers perceive 3D printed foods. Brunner et al. analyzed consumer acceptance of 3D printed foods. Many consumers were skeptical about 3D printed foods and questioned whether the food was safe for consumption, if it was nutritionally depleted, or if it would have any side effects. Positive impacts in terms of tailored nutrition composition, customization, and the possibility to help in lowering food waste are key reasons that consumers favor 3D printed foods. In their work, these researchers conducted a consumer survey with a questionnaire on previous knowledge on printed foods, health benefits, convenience, tailored nutrition, willingness to consume, product attractiveness, the possibility for creativity, and other socio demographic parameters. They reported that people have limited knowledge and experience about printed foods, as 3D printing is a novel technique and yet to reach the market to levels like how conventional food products have. The questionnaire helped consumers to know about the benefits of 3D printed foods and in overcoming food neophobia. In fact, fear and reluctance that withhold consumers from accepting printed foods now stand as the foundation for understanding consumer opinion towards printed foods. These critical aspects must be considered during the manufacturing and marketing of 3D printed foods.

Sr.No	Study/Technique	Food fabricated	Findings	Researcher
1.	Effect of oil content on the printability of coconut cream	Cocount cream	• Coconut cream inks of 25% water content with 10% (w/w) added coconut oil did not exhibit oil separation and were suitable for DIW 3D printing. • The hardness index and the chewiness index of mesh-shaped 3D-printed coconut cream decreased due to an increase in the water content of the ink	Cheng *et.al.*, 2021
2.	3 D Extrusion Printability of Rice Starch and Optimization of Process Variables	Milk protein gel	• Printing rice starch at higher motor speeds (180–240 rpm) with lower printing speeds(800–1500 mm/min) resulted in better printability.	Theagarajan *et.al.*, 2020
3.	3D Printing of Egg Yolk and White with Rice Flour Blends.	Egg yolk and rice flour	• Rheological and textural analysis, it was found that material supply of EY and EW with added starch possess good strength and smooth flowability that are suitable for 3D food printing. • In accordance with results of textural analysis, 3D objects printed with EY possess more strength than that of EW	Anukiruthika *et.al.*, 2019
4.	To develop 3D printing food constructs using lemon juice gel	Food constructs based on lemon juice gel	• Printing parameters affect the quality of printed food • He found that optimized starch content in lemon juice gel suiting the 3D printing requirement	Yang F *et.al.*, 2018

5. Problems associated with 3D food printing

Though AM technologies offer several advantages over conventional manufacturing processes, the limitations cannot be overlooked. The printing process depends on the operation and not on the skill of the operator; therefore, there are several parameters that need to be optimized for 3D printing of foods. These include mechanical force, material formulation, and selection of suitable food ingredients. The fabrication process depends on ambient temperature, size, and diameter of the nozzle, flow rate of material supply, rate of deposition, and resolution. The improper blending of ingredients in the material supply, the stability of the material supply during the printing process, and post-printing variables are concerns (Nachal et al., 2019).

Piracy of digital recipes would be a challenge as the technology and its applications widen. AM has the potential to be as disruptive as the personal computer and the internet. The need for new policies regarding intellectual property rights and piracy cannot be ignored. Researchers have highlighted the risks involved in the cyber-physical

environment of AM and their potential to emerge as security challenges at various levels of the AM supply chain. Defect identification in 3D-printed objects needs to be a complementary technology, strategies for quality evaluation must be developed. For instance, machine vision systems can be used for such applications (Nachal et al., 2019).

A key limiting factor for commercialization of 3D printing in the food industry is the printing speed. Low capacities make it a challenge for bulk production. Even in a single-unit printing processing, an average AM process would create a 1.5-in. cube in about an hour. Further, the shelf-life of printed foods is short. For example, the dough used in 3D printers is only stable for 1-2 h after production owing to shifts in rheological behavior. Safety will become an other concern in bulk production. Until date, there is no industrial scale printer available; development of such printers at low costs, high reliability, and with the capability for rapid production remains a challenge. Reference reported a well elaborated perspective on challenges associated with 3D printing technologies, highlighting the need for extensive research (Nachal et al., 2019).

6. Solution over 3D food printing

7.1 4D Printing

4D printing technology is an extension of 3D printing, where the addition of "space-time axis"on the basis of 3D coordinate axis occurs. The concept of 4D printing was proposed by Professor Skylar Tibbits of Massachusetts Institute of Technology (MIT) in 2013.

A research group at Massachusetts Institute of Technology (MIT) has printed multi-materialsthat change shape underwater. The group used two different materials with different porosities and water absorption capacities to print bi-material structures. These structures have a porous water- absorbing material on one side and a rigid water- proof material on the opposite side. After printing,the structure was inserted into a water bath, leading to water absorption on both sides. The water- absorbing side increased in volume because of water absorption, whereas the other side remained unchanged, resulting in bending toward the rigid side.



Fig. 7.1 Transformation of a structure from 1D to 3D with water absorption materials

7.2 Definition of 4D Printing

4D printing was initially defined as 4D printing = 3D printing + time, where the shape, property, or functionality of a 3D printed structure can change as a function of time. According to Pei(2014), 4D printing is "the process of building a physical object using appropriate additive manufacturing technology, laying down successive layers of stimuli-responsive composite or multi-material with varying properties. After being built, the object reacts to stimuli from the natural environment or through human intervention, resulting in a physical or chemical change of state through time".

It is capable of achieving self-assembly, multi-functionality, and self-repair. It is time- dependent, printer-independent, and predictable. This capability mainly relies on an appropriate combination of smart materials in the

three-dimensional space. Mathematical modelling is required for the design of the distribution of multiple materials in the structure. There are at least two stable states in a 4D printed structure, and the structure can shift from one state to another under the corresponding stimulus.

7.3 Basic Requirements of 4D Printing

Fundamental building blocks of 4D printing are 3D printing facility, stimulus, stimulus- responsive material, interaction mechanism, and mathematical modelling.

- **3D printing facility:** Usually, a 4D printed structure is created by combining several materials in theappropriate distribution into a single, one-time printed structure. The differences in material properties, such as swelling ratio and thermal expansion coefficient, will lead to the desired shape- shifting behaviour. Therefore, 3D printing is necessary for the fabrication of multi-material structureswith simple geometry.
- **Stimulus:** Stimulus is required to trigger the alterations of shape/ property/ functionality of a 4D printed structure. Examples: water, heat, light, pressure. The selection of the stimulus depends on therequirements of the specific application, which also determines the types of smart materials employedin the 4D printed structure.
- **Smart or stimulus-responsive material:** These are materials that would either change their shape or properties between different physical domains in a useful manner under the influence of certain environmental stimuli. These materials are capable of self-sensing, decision making, responsiveness, shape memory, self-adaptability, multi-functionality, and self-repair etc.
- **Interaction mechanism:** The stimulus needs to be applied in a certain sequence under an appropriateamount of time, which is referred to as the interaction mechanism. For example, one of the main interaction mechanisms is constrained-thermo-mechanics. In this mechanism, the stimulus is heat andthe smart material has the shape memory effect.
- **Mathematical Modelling**: It is necessary for 4D printing in order to design the material distributionand structure needed to achieve the desired change in shape, property, or functionality. Theoretical and numerical models need to be developed to establish the connections between four core elements:material structure, desired final shape, material properties, and stimulus properties.

A 4D printed structure can be regarded as a child born from the marriage between a 3D printerand smart materials. It can walk by being exposed to the external stimulus through an interaction mechanism, and it learns how to walk properly with the assistance of mathematics.

Table 7.1 Comparison Between 3D and 4D Printing Technology

	3D Printing	4D Printing
Materials	Thermoplastics, Metals, Ceramics Biomaterials or nanomaterials	Self-assembled materials, Multi-materials, Designed materials Examples: shape memory alloy/ polymer, self-degradation/ deformation materials, temperature or UV-driven materials
Design	3D digital information (scanning, drawing)	3D digital information for change (deformation)
Printer	3D printer Examples: stereolithography apparatus, material extrusion, and selective laser sintering	Smart 3D printer Examples: modifiednozzle, binder, and laser Multi-material 3D printer Examples: solid/liquid, solid/solid, gradient materials, and nanocomposites
Change	As printed	Properties alterations after printing in shape, color, function, etc
Application	Jewellery, fashion, automobile, aerospace, defence, and biomedical devices, food	Dynamically changing configuration forall applications by 3D printing



7.4 4D FOOD PRINTING

The purpose of applying additive manufacturing technology (AM) to food is not a simple industrial processing, but to adapt to the concept of personalized consumption. It is necessary for thefood industry to customize the appearance, color and nutrition according to the needs of different consumer groups, which cannot be copied by mold.

4D printing technology in food field is realized through the combination of various food materials (recombined food) in accordance with a specific formula and the structural design. The properties of printed products (shape, color, taste, texture, nutrition, etc.) can produce predictable changes under the certain stimulations (water, heat, magnetic field, light, pH, etc.).

Fig. 7.2 4D Printed Foods

a. Self-wrapping Cannoli, b. Self-wrapping Tacos, c. Self-assembling Noodles, d. Flat pack hiking food

7.3 3D Food printing V/s 4D Food Printing

- 4D printing can achieve suspended structures that 3D printing cannot do such as blooming flowers. 3d printed shapes. require the support of the lower layer for the upper structure to stand on because 3D printing is a layer upon layer superposition technology.
- The flavor, nutrition or color of the printed product can be released when the user eats it rather than during storage. In contrast, these sensory or nutritional properties of 3D printed products decrease during storage.
- 4D printing is beneficial for controlling the structure changes during drying, which is used to make some healthy snacks. 3D printing food is not suitable for drying because drying causes unwanted andirregular deformation. The combination of 4D printing and drying produces the products with a crispytexture.
- 4D food printing is very compatible with the concept of "flat packaging" which reduces transportationcosts and storage space.

The first application of 4D printing technology in the food field has been introduced by MITresearchers. They developed pasta which reacts to fold into various shapes through pre- designed andprogrammed design when it is in contact with heat and water. Consumers judged the completion of cooking based on the deformation degree. Strips of edible cellulose were printed on the surface of thegelatin film, which not only realized various shape changes but also made the pasta break off into individual pieces as it was cooked. They enlisted with the help of a chef to develop it into an edible and pleasing brand of food. In addition, this pasta was parallel before cooking, which distorts after cooking, saving about 67% of the packaging space.

Fig. 7.3 4D Shape Shifting Pasta

4D printed food provides new ideas for the design of interactive food and enhances the interaction between diners

and food materials. 4D food printing is conducive for improving the efficiency of food manufacturing and the development of food culture in future. Most immediate application will be the improved quality of compact foods, especially used in outdoor activities or inaerospace.

7.4 Conditions for 4D food printing

Basic components of 4D food printing are 3D printers, printing software, inks, structural design and stimulants (water, heat, magnetic field, light, pH, etc).

7.4.1 *Printer*

Fused deposition modelling (FDM) is most commonly used technology for 4D food printing due to high universality, low price and simple operation. According to the configuration of displacement platforms, FDM is divided into Cartesian, Delta, Polar and Scara, among which Cartesian configuration is most widely used for food printing.

Cartesian Delta Polar Scara

Fig. 7.4 Different Configurations of 3D Printer

4D printing requires printers to use variety of inks and achieve material printing. Stimulationis the key factor in 4D printing. Usually, the printer is separated from stimulation device and productis stimulated in another device. But nowadays the printer has been combined with infra-red,microwave or laser source.

Table 7.2 Printers Used in 4D Food Printing

Printer	Stimulation Device	Main Features	Reference
	Printer is equipped with **infrared heating device**	• Non-contact heating • Selective heating	Hertafeld *et al.*, 2019
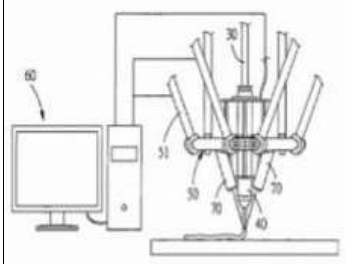	Printer is equipped with **Laser heating source**	• Uniform heating and precise local heat capacity. • Repeatable andprecise control of energy transfer	Blutinger *et al.*,2019
	Bottom plate is provided with the **microwave heating device.**	• Dielectric properties - material formulation - microwave power • Different heatabsorption rate	Liu *et al.*, 2019

	Multi-nozzle extrusion device	• Material compositionof each layer different • Different material properties between layers	Huang *et al*., 2018

7.5 Printing software

The research idea of 4D food printing is generally to establish a 3D model with multipleinformation (material, structure, stimulation signal, etc.) determine the quality of 4D food printing. Todetermine the quality of 4D food printing, there are simulation software, modelling software and slicingsoftware, monitoring software, firmware software.

- 4D simulation software: 4D simulation software can simulate the printing process, optimize the physical quantity (viscosity, pressure, uniformity, etc.) in the printing process, and reduce the risk ofprinting failure.

Eg: ABAQUS, POLYFLOW, COMSOL

- Modelling Software: It creates 3D prototypes.

Eg: 123D, AutoCAD, CATIA, Solidworks, Rhinoceros and Blender

- Slicing Software: It splits 3D model into 2D parts and Convert prototype information to a G code.Eg:

Crafware, Cura, KISSSlicer, Simplify 3D and Slic3r

7.5.1 Printing Inks

Food materials of printing are chocolate, dough, cheese, a mixture of fruits and vegetables, hydrocolloid, meat, protein, starch, and algae. Printability of materials is the prerequisite for the realization of 4D food printing. More importantly, food materials can change their properties, when receiving the external stimulation. Among them, the materials used in 4D food printing are mainly soy protein isolate, starch gels or hydrogel systems (gelatin, sodium alginate, pectin, xanthan gum, carrageenan, konjac gum, etc.).

Currently many researchers suggest printing customized food with health promotion properties and eliminating or reducing undesirable ingredients and using healthy ingredients such as vitamins, fibers, phytochemicals (anthocyanins, carotenoids, betanidines) and fat or protein- based ingredients

7.6 Applications of 4D Food Printing

Stimulations cause alterations in properties, that results changes in color, shape, nutritional value, flavor.

7.6.1 Color change

The color change of the recombined food is mainly induced by the existence of plant pigmentsin different chemical forms under different pH conditions. For example, anthocyanin appears red color under acidic conditions and green color under alkaline conditions; curcumin shows yellow colorunder acid or neutral condition and red color under alkaline conditions.

Ghazal *et al.,* 2019 printed 4D jelly with spontaneously changing color by using the blueberryanthocyanin. A double-nozzle printer was used to design a recombined system with two layers containing the optimized anthocyanin-potato starch at the top and the lemon-potato starch at the bottom. The printed foods were sprayed with different pH solutions and observed color changed gradually from purple to red due to the effect of external pH as well as internal pH difference.

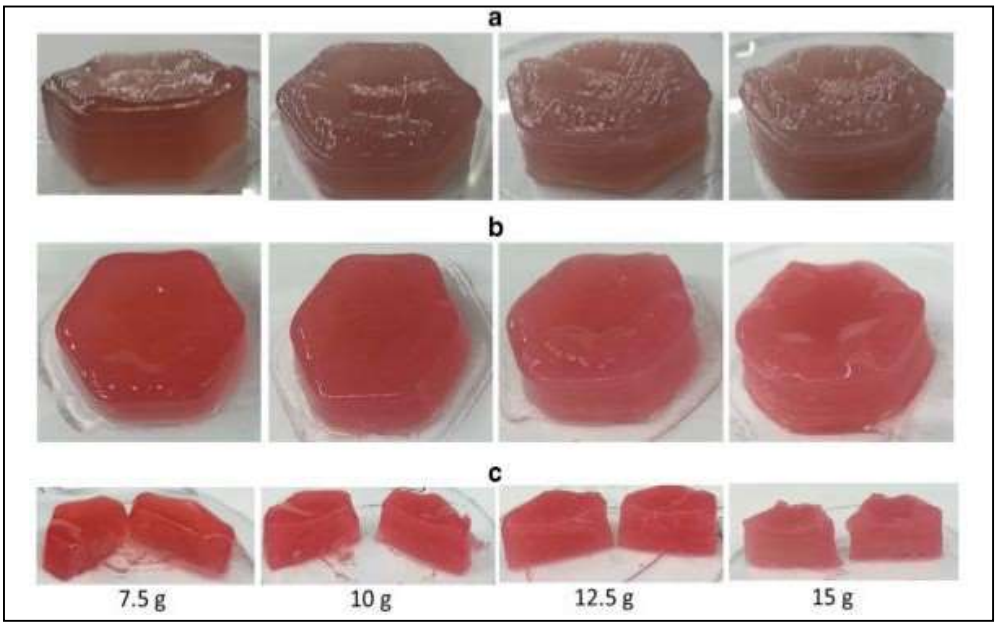

Fig. 7.5 Spontaneous color changes of 3D printed Anthocyanin-PS gel

7.6.2 Shape change

Food shape is an important element in both the cooking and dining experiences, and it is sometimes utilized as a cooking indicator. Deformation behaviors in 4D food printing include bending, distortion, linear or nonlinear expansion/contraction and surface curl. At present, the deformation of food mainly depends on water absorption and dehydration.

i. Deformation induced by water absorption

The adhesion between the materials is considered for the deformations triggered by the various properties of the materials when water absorption is stimulated. Otherwise, materials with poor adhesion separate easily in water, leading to a deformation failure. In addition, higher dehydration rates result in delayed deformations and smaller bending angles because of the increasedhardness of the product surface. Besides, improper water evaporation causes voids and cracks in 4Dend products, and the higher infill density prevents water vapor from escaping, resulting in undesiredsample expansion.

ii. Deformation induced by dehydration

Dehydration rate is the main factor of the deformation caused by dewatering. Higher dehydration rates result in delayed deformations and smaller bending angles because of the increasedhardness of the product surface. Besides, improper water evaporation causes voids and cracks in 4Dend products, and the higher infill density prevents water vapor from escaping, resulting in undesiredsample expansion.

Wang et al., 2017 prepared gelatin films using a printer with temperature-controlling double nozzles (one containing gelatin and the other containing ethyl cellulose) and a cooling platform to

Fig. 7.6 Deformation Induced by dehydration (Gelatin Films)

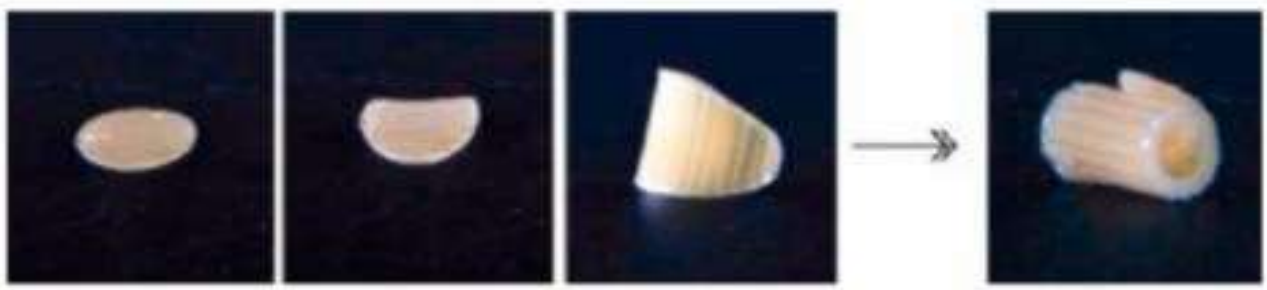

solidify the gelatin, where ethyl cellulose was printed onto the gel film. After printing, the structure exposed to water. The top layer absorbed more water and bend toward rigid side. The direction of bending depends on the thickness of

cellulose strips at that time point.

7.6.3 Nutrition change

4D food printing based on nutritional change can satisfy some of the consumer's needs for healthy and nutritious food by increasing or enhancing the nutritional value of the 3D product in response to an external stimulus such as light, temperature, UV-C irradiation.

Rutzerveld, 2014 has made completely natural, healthful, and sustainable food called "ediblegrowth food" by combining 3D printing technology, design, and natural growth. To achieve this, edible plant seeds, bacterial cells, and organisms' spores were incorporated into edible nutritional matrices (fruits, vegetables, agar, nuts, etc.). Fused deposition modeling (FDM) technology was thenused to print multiple layers containing a basic support structure, an edible breeding ground, and different organisms inside a little reusable greenhouse. After printing, the edible materials were exposed to sunlight to induce the photosynthesis process. Within five days, the nutritional value of the 3D product increased as the plants and mushrooms fully grew, as well as the flavor intensityincreased, and the dish's appearance changed as it ripened.



Fig 7.7 Edible growth food with short food production chain

7.6.4 Flavor change

4D food printing based on flavor change aims to improve and enhance the flavor of the 3D printedproduct in response to a specific stimulus. Desired flavor change occurs as a result of pH or microwaveheating stimulation.

Phuhongsung *et al*., 2020 used the microwave as an external stimulus to induce the flavor changefor the combination of soy protein isolate (50% w/w), k-carrageenan (3% w/v), and vanilla flavor (0.5%w/w). High umami and saltiness taste characteristics observed at a microwave power of 50–80 W for 20 min.



Fig. 7.8 Aroma changes after microwave heating at various power levels

Sr.No	Study/Technique	Food Fbricated	Finding	Researcher
1.	4D Printing of Sago Starch with Turmeric Blends: A Study on Ph-Triggered Spontaneous Color Transformation	Sago starch with turmeric blends	• This study provides a new approach for spontaneous color transformation of 3D-printed constructs loaded with curcumin. • This study shows insights on the potential of developing color changing foods from an underutilized food source (tapioca sago) and a natural food colorant (turmeric powder).	S. Shanthamma *et.al.*, 2021
2.	4D Deformation Based on Double-Layer Structure of the Pumpkin/Paper	Pumpkin	• The drying time, printing path and thickness affected the deformation of the 3D printed objects. • The changes of moisture content, color and texture during the deformation of the double-layer structure of pumpkin weighing paper were measured and correlated with the deformation of the double-layer structure of pumpkin weighing paper.	Min Zhang *et. al.*, 2021
3.	Microwave-induced spontaneous deformation of purple potato puree and oleogel in 4D printing	Potato puree and oleogel	• Spontaneous changes in the shape of puree.	Yameng Shi *et.al.*, 2022
4.	Dehydration-triggered shape transformation of 4D printed edible gel structure affected by material property and heating mechanism	Starch	• Shape changing and increase in bending angle with shrinkage ratio and rate of dehydration	Liu *et.al.*, 2021

7.7Market Analysis for 4D Printing

4D Printing technology is expected to be commercialized in 2019. Global 4D Printing market valued $ 87.4 million in 2020 and it aims $ 737.76 million in 2028. It is expected to grow at a CAGRof 30.6% between 2020- 2028. The contribution of 4D Food printing in the market will be growing.4D food printing provides a platform for new business ideas to adapt to the current market trends byreducing capital requirements, saving time, reducing inventory space, and improving businessefficiency.

Fig.7.9 Global 4D Printing Market

7.7.1 4D food Printing Benefits

- 4D food printing can be applied to prepare 3D healthy food products with different colors, more visually appealing, and complex geometries using only one formulation. It saves raw materials, time,and efforts.

It can contribute to manufacture a variety of novel healthy food products with desired characteristics (such as shape, color, flavor, nutrition, etc.), which is especially important for children, elders, and patients with poor appetite.
The desired sensory characteristics can be activated immediately prior to consumption; thus, they are not subject to deterioration during storage.
Additionally, the 2D-to-3D food transformation (flat packaging) via 4D printing technology is the best way to save spaces during storage and shipping, resulting in low costs.
It offers new ideas to innovate novel food products that boost the interaction between food and diners.
The directional deformation of structures via 4D food printing can also aid chefs in determining the point of complete cooking.
7.7.2 Limitations of 4D Printing and Future Challenges

4D printing technology relies on the use of 3D printers to print objects; thus, it can only print objects with flat layers and is unable to create integrated parts with curved surfaces that increase objects' strength. It is also less stable regarding environmental temperature. The higher costs of programming and printing process are limiting the development of this technology.
4D printing needs the use of supporting materials and the post-processing requirements for removing these supporting materials after printing.
The lack of further printing degrees of freedom obviously, leads to the need for prolonged processing ways and, thus, to longer processing time. At the same time, the attainable structural complexity and cohesiveness, which govern smart material strength, are rather restricted.

4D printing technology may enable the production of smart material structures with complicated directions by using more complex programming,

7.8 CONCLUSION

4D food printing technology is an extension of the developed 3D printing technology, whichallows the flexibility of food customization by adding desired characteristics. At present, printed foodmaterials are mainly limited to soy protein isolate, starch gels and hydrogel systems, with the externalstimulation factors of pH, water absorption, microwave and temperature. Properties alterations (color, shape,

nutrition and flavor) of the printed product depend on the differences in material properties, internal structural design and spatial arrangement of food materials. 4D printing developments are critical in accelerating the smart materials sector growth in all fields, resulting in promising future capabilities.

Despite its benefits, 4D printing has limitations, including the need for supporting materials and the lack of further printing degrees of freedom that increase processing time. These limitations have led to the emergence and development of new additive manufacturing technologies such as 5Dand 6D printing with new capabilities and some advantages over 4D printing. It is noteworthy that, 4D printing is still at research stage. There are opportunities for enhancement in the link between internal structure and stimulation, design of the printer, printing software, printing materials as well as evaluation of the properties of the printed foods.At present, 4D intelligent software mainly includes forward design and reverse design. Forward design is to determine final changes according to material structures, material characteristics and stimulation. 4D food printing mainly focuses on forward design due to the lack of intelligent food materials.

7.9 REFERENCES

Anukiruthika, T.; Moses, J. A., Anandharamakrishnan, C. 2019. 3D printing of eggyolk and white with rice flour blends. *Journal of Food Engineering*. Available at doi: https://doi.org/10.1016/j.jfoodeng.2019.109691 .

Champeau, M., Heinze, D.A., Viana, T.N., DE Souza, E.R., Chinellato, A.C. Titotto, S., 2020, 4D printing of hydrogels: a review. *Adv. Funct. Mater.,* 30 (31):1910606.

Chen, C., Zhang, M., Guo, C., Chen, H., 2021, 4D printing of lotus root powdergel: Color change induced by microwave. *Innov. Food Sci. Emerg. Technol.,* 68: 102605.

Chen, F., Zhang, M., Liu, z., Bhandari, B., 2021, 4D deformation based ondouble-layer structure of the pumpkin/paper. *Food Struct.*, 27: 100168.

Choi, J., Kwon, O.C., JO, W., Lee, H.J., Moon, M.W., 2015, 4D printing technology:a review. *3D Print Addit. Manuf.,* **2** (4):159-167.

Ghazal, A.F., Zhang, M., Bhandari, B. and Chen, H., 2021, Investigation on spontaneous 4D changes in color and flavor of healthy 3D printed food materials overtime in response to external or internal pH stimulus. *Int. Food Res. J.,* **142**: 110215.

Godoi, F. C.; Prakash, S. and Bhandari, B. R. 2016. 3d printing technologies applied for food design: status and prospects. *Journal of Food Engineering.* Available at doi: https://doi.org/10.1016/j.jfoodeng.2016.01.025 .

Hao, L.; Mellor, S.; Seaman, O.; Henderson, J.; Sewell, N. and Sloan, M. 2010. Material characterisation and process development for chocolate additive layer manufacturing. *Virtual and Physical Prototyping*, **5(2)**: 57-64.

HE, C., Zhang, M. and Guo, C., 2020, 4D printing of mashed potato/purple sweet potato puree with spontaneous color change. *Innov. Food Sci. Emerg. Technol.*, **59**: 102250.

Lille, M.; Nurmela, A.; Nordlund, E.; Kortelainen, S. and Sozer, N. 2017. Applicability of protein and fibre-rich food materials in extrusion-based 3D printing. *Journal of Food Engineering*, pp. 1-8.

Nachal, N.; Moses, J. A.; Karthik, P. and Anandharamakrishnan, C. 2019. Applications of 3D printing in food processing. *Food Engineering Reviews*, **11(3)**: 123-141.

PEI, E., 2014, 4D printing: Dawn of an emerging technology cycle. *Assem. Autom.*, **34** (4): 310–314.

Quanjin, M., Rejab, M.R.M., Idris, M.S., Kumar, N.M., Abdullah, M.H. and Reddy, G.R., 2020, Recent 3D and 4D intelligent printing technologies: A comparative review and future perspective. *Procedia Comput. Sci.*, **167**: 1210- 1219.

Shanthamma, S., Preethi, R., Moses, J.A. and Anandharamakrishnan, C., 2021, 4D printing of sago starch with turmeric blends: A study on pH-triggered spontaneous color transformation. *ACS Food Sci. Technol.*, **1** (4): 669-679.

Sun, J.; Peng, Z.; Yan, L.; Fuh, J. Y. H. and Hong, G. S. 2015a. 3D food printing-An innovative way of mass customization in food fabrication. *International Journalof Bioprinting*, **1(1)**: 27-38.

Sun, J.; Peng, Z.; Zhou, W.; Fuh, J. Y. H.; Hong, G. S. and Chiu, A. 2015. A review on 3D printing for customized food fabrication. *Procedia Manufacturing*, **1**: 308-319.

Sun, J.; Zhou, W.; Yan, L.; Huang, D. and Lin, L. 2018. Extrusion-based food printing for digitalized food design and nutrition control. *Journal of Food Engineering*, **220**: 1-11.

Teng, X., Zhang, M. and Mujumdar, A.S., 2021, 4D printing: Recent advances andproposals in the food sector. *Trends Food Sci. Technol.*, **110**: 349-363.
Wang, W., Yao, L., Zhang, T., Cheng, C.Y., Levine, D. and Ishii, H., 2017, Transformative appetite: shape-changing food transforms from 2D to 3D by water interaction through cooking. In Proceedings of the 2017 CHI conference on human factors in computing systems., 6123-6132.
Yang, F.; Zhang, M. and Bhandari, B. 2015. Recent development in 3D food printing. *Critical Reviews in Food Science and Nutrition*. Available at doi: https://doi.org/10.1080/10408398.2015.10947

FROM TRADITION TO MODERN MEDICINE: THE EVOLVING USES OF HERBAL PLANTS

Dr. Dudekula Mastan Vali
Assistant Professor (Medicinal and Aromatic Crop Science)
College of Horticulture, OUAT, Chiplima

INTRODUCTION

Herbal plants have been used as primary sources of medicine since the dawn of human civilization. Long before the advent of modern pharmaceuticals, ancient cultures across the world relied on plant-based remedies to treat diseases and maintain health. Systems such as Ayurveda, Traditional Chinese Medicine, Unani, and folk medicine evolved through generations of observation and experience. Today, scientific advancements have validated many traditional practices, transforming herbal remedies into evidence-based therapeutics. This transition marks a significant evolution in healthcare, bridging tradition with modern medicine.

HISTORICAL PERSPECTIVE OF HERBAL MEDICINE

The use of medicinal plants dates back thousands of years. Ancient Egyptian papyri, Indian Ayurvedic texts, and Chinese pharmacopeias document the therapeutic uses of herbs. Plants such as turmeric, neem, ginger, and tulsi were revered for their healing properties. Indigenous communities developed sophisticated knowledge of plant-based treatments, which formed the foundation of traditional medicine systems. These early practices emphasized holistic healing and prevention of diseases.

TRADITIONAL SYSTEMS OF MEDICINE

Ayurveda

Ayurveda, originating in India, focuses on balancing bodily energies (doshas) using herbal formulations. Plants like ashwagandha, brahmi, and amla play crucial roles in Ayurvedic therapies.

Traditional Chinese Medicine

TCM employs herbs such as ginseng, licorice, and astragalus to restore qi (energy flow) and maintain body balance.

Unani and Folk Medicine

Unani medicine, rooted in Greek principles, uses herbs like senna and fennel. Folk medicine relies on local plants and indigenous knowledge.

PHYTOCHEMICAL BASIS OF HERBAL THERAPY

Herbal plants contain bioactive compounds such as alkaloids, flavonoids, terpenoids, glycosides, and phenolics. These phytochemicals exhibit antimicrobial, anti-inflammatory, antioxidant, and anticancer properties. For example, curcumin from turmeric shows anti-inflammatory activity, while allicin from garlic has antimicrobial effects.

TRANSITION TO MODERN MEDICINE

Scientific research has enabled isolation and characterization of active compounds from medicinal plants. Drugs such as aspirin (from willow bark), quinine (from Cinchona), and artemisinin (from Artemisia annua) are classic examples. Clinical trials, pharmacological studies, and quality control measures have standardized herbal medicines for safe usage.

ROLE OF HERBAL PLANTS IN CONTEMPORARY HEALTHCARE

Herbal medicines are increasingly integrated into modern healthcare systems. They are used as complementary and alternative therapies for chronic diseases such as diabetes, arthritis, and cardiovascular disorders. The demand for natural products has increased due to growing awareness about side effects of synthetic drugs.

PHARMACEUTICAL AND NUTRACEUTICAL APPLICATIONS

Herbal plants are major sources of pharmaceutical raw materials. Extracts are used in tablets, syrups, capsules, and ointments. Nutraceuticals derived from herbs improve immunity and general health. Examples include green tea polyphenols and ginseng extracts.

HERBAL PLANTS IN COSMETICS AND WELLNESS

Herbal ingredients are widely used in cosmetics for skin and hair care. Aloe vera, sandalwood, and neem are popular components. Aromatherapy uses essential oils to relieve stress and enhance mental well-being.

CULTIVATION AND CONSERVATION

Sustainable cultivation of medicinal plants is essential to meet industrial demand. Conservation strategies include in-situ and ex-situ preservation, organic farming, and tissue culture techniques. Overharvesting poses threats to biodiversity.

CHALLENGES IN HERBAL MEDICINE

Standardization, quality control, and authentication of raw materials remain major challenges. Adulteration and lack of dosage precision affect efficacy. Scientific validation and regulatory frameworks are necessary for global acceptance.

FUTURE PROSPECTS

Advances in biotechnology and metabolomics will improve identification of novel compounds. Integration of traditional knowledge with modern research will lead to development of safer and more effective herbal drugs.

CONCLUSION

Herbal plants continue to play a vital role in healthcare systems worldwide. The transition from traditional knowledge to modern medicine has strengthened the credibility of plant-based therapeutics. With proper research and conservation, herbal medicine will remain a sustainable healthcare option for future generations.

REFERENCES

1. Başer, K. H. C., & Buchbauer, G. (2010). Handbook of essential oils: Science, technology, and applications. CRC Press, Boca Raton.

2. Croteau, R., Kutchan, T. M., & Lewis, N. G. (2000). Natural products. In Biochemistry and Molecular Biology of Plants. ASPP, Rockville.

3. Dewick, P. M. (2009). Medicinal natural products: A biosynthetic approach (3rd ed.). Wiley, UK.

4. Fabricant, D. S., & Farnsworth, N. R. (2001). The value of plants used in traditional medicine. Environmental Health Perspectives, 109, 69–75.

5. World Health Organization (2013). WHO traditional medicine strategy 2014–2023. WHO Press, Geneva.

6. Ekor, M. (2014). The growing use of herbal medicines. Frontiers in Pharmacology, 4, 177.

THE SCIENCE BEHIND THE SCENT: UNDERSTANDING THE PHYTOCHEMISTRY OF AROMATIC PLANTS

Dr. Dudekula Mastan Vali
Assistant Professor (Medicinal and Aromatic Crop Science)
College of Horticulture, OUAT, Chiplima

INTRODUCTION

Aromatic plants have fascinated humanity since ancient times due to their pleasing fragrances and therapeutic properties. These plants produce volatile compounds known as essential oils, which are responsible for their characteristic scents. The study of these chemical constituents is referred to as phytochemistry. Understanding the phytochemistry of aromatic plants provides insight into their biological activities, ecological roles, and economic importance.

Aromatic plants are widely used in perfumery, cosmetics, pharmaceuticals, food flavoring, and traditional medicine. The increasing global demand for natural fragrances and herbal products has renewed interest in scientific exploration of plant-derived aroma compounds. This article explores the chemical nature of plant scents, their biosynthesis, factors affecting composition, and applications.

PHYTOCHEMISTRY OF AROMATIC PLANTS

Phytochemistry deals with the study of plant secondary metabolites such as terpenoids, phenolics, alkaloids, and glycosides. In aromatic plants, the major scent-producing compounds belong mainly to terpenoids and phenylpropanoids. These compounds are synthesized in specialized plant tissues like glandular trichomes, oil ducts, and resin canals.

Essential oils are complex mixtures of volatile compounds, including monoterpenes, sesquiterpenes, alcohols, esters, aldehydes, ketones, and phenols. Each plant species produces a unique blend, giving rise to distinctive aromas.

MAJOR CHEMICAL CLASSES RESPONSIBLE FOR AROMA

Terpenoids

Terpenoids constitute the largest class of aroma compounds. They are derived from isoprene units and include monoterpenes (C10) and sesquiterpenes (C15). Examples include limonene in citrus, menthol in mint, and linalool in lavender.

Phenylpropanoids

These compounds originate from phenylalanine and contribute spicy and sweet notes. Examples include eugenol in clove, cinnamaldehyde in cinnamon, and vanillin in vanilla.

Other Compounds

Alcohols, aldehydes, ketones, esters, and oxides also contribute to fragrance. Geraniol, citral, and camphor are notable examples.

BIOSYNTHESIS OF AROMATIC COMPOUNDS

Aromatic compounds are synthesized through specific metabolic pathways. Terpenoids are produced via the mevalonic acid (MVA) and methylerythritol phosphate (MEP) pathways. Phenylpropanoids arise from the shikimic acid pathway.

These biosynthetic routes are tightly regulated by enzymes and influenced by environmental conditions. Gene expression plays a key role in controlling compound production.

FACTORS AFFECTING PHYTOCHEMICAL COMPOSITION

Genetic Factors

- Species, variety, and genotype significantly influence oil composition.
- Environmental Factors
- Climate, soil type, altitude, and light affect biosynthesis.
- Agronomic Practices
- Plant spacing, irrigation, fertilization, and harvest time alter yield and quality.
- Post-Harvest Handling
- Drying, storage, and extraction methods impact oil composition.

ECOLOGICAL ROLE OF AROMATIC COMPOUNDS

Plant aromas play vital ecological roles. They attract pollinators, repel herbivores, and protect against pathogens. Some volatile compounds act as chemical signals between plants.

APPLICATIONS OF AROMATIC PHYTOCHEMICALS

Perfumery and Cosmetics

Essential oils are used as fragrance bases and fixatives.

Pharmaceuticals

Many compounds exhibit antimicrobial, anti-inflammatory, and antioxidant properties.

Food Industry

Used as natural flavoring agents and preservatives.

Aromatherapy

Essential oils influence mood and mental well-being.

EXTRACTION TECHNIQUES

Steam Distillation

Most common method for essential oil extraction.

Solvent Extraction

Used for delicate flowers.

Cold Pressing

Used mainly for citrus peels.

Supercritical CO2 Extraction

Advanced technique for high purity oils.

QUALITY EVALUATION AND STANDARDIZATION

Gas Chromatography-Mass Spectrometry (GC-MS) is used to analyze oil composition. Standards ensure safety and efficacy.

FUTURE PROSPECTS

Biotechnology offers scope for enhancing aroma yield through genetic engineering. Sustainable cultivation and organic farming practices are gaining importance.

CONCLUSION

Understanding the phytochemistry of aromatic plants provides scientific validation for their traditional uses. With growing demand for natural products, research on plant scents will continue to expand.

REFERENCES

1. Başer, K. H. C., & Buchbauer, G. (Eds.). (2010). *Handbook of essential oils: Science, technology, and applications*. Boca Raton, FL: CRC Press.
2. Croteau, R., Kutchan, T. M., & Lewis, N. G. (2000). Natural products (secondary metabolites). In B. B. Buchanan, W. Gruissem, & R. L. Jones (Eds.), *Biochemistry and molecular biology of plants* (pp. 1250–1318/1319). Rockville, MD: American Society of Plant Physiologists.
3. Dewick, P. M. (2009). *Medicinal natural products: A biosynthetic approach* (3rd ed.). Chichester, UK: John Wiley & Sons, Ltd.
4. Lawrence, B. M. (2007). Progress in essential oils. *Perfumer & Flavorist, 32*(12), 48–53.
5. Sangwan, N. S., Farooqi, A. H. A., Shabih, F., & Sangwan, R. S. (2001). Regulation of essential oil production in plants. *Plant Growth Regulation, 34*, 3–21. https://doi.org/10.1023/A:1013386921596.

BIOFUELS: ADVANCED PATHWAYS FOR SUSTAINABLE ENERGY FROM BIOMASS RESOURCES

P. Mamatha

Ph.D Scholar, Department of FLA, College of Horticulture, SKLTGHU, Rajendranagar, Hyderabad-500030, India

Abstract

The rapid depletion of fossil fuel reserves and the increasing impact of climate change have driven global interest toward renewable and sustainable energy sources. Among these alternatives, biofuels have emerged as a viable option due to their renewable nature and potential to reduce greenhouse gas emissions. Biofuels are produced from biological materials such as crops, agricultural residues, organic waste, and algae, making them an environmentally friendly substitute for conventional fuels. Thus, the issues caused by the fossil fuel crisis may be mitigated by sustainable energy development through the use of green renewable energy sources. Because biofuels are non-toxic, sulfur-free, biodegradable, and renewable, they have been explored as alternatives to non-petroleum-based fuels for transportation. The environmental and socio-economic benefits of biofuels are reduced carbon emissions, energy security, and rural development. However, challenges such as land-use competition, feedstock availability, and production costs remain significant barriers to large-scale adoption. Biofuels can play an important role in future energy systems if supported by technological advancements and sustainable policies.

Keywords: Biofuels, Renewable Energy, Biomass, Sustainable Development, Alternative Fuels

1. Introduction

Growing industrialization, urbanization, population expansion, and economic development have intensified fossil fuel consumption, leading to environmental degradation, health hazards, and economic challenges. Despite this, fossil fuels remain the dominant energy source across transport, agriculture, domestic, commercial, and industrial sectors, with the transport sector alone relying on them for nearly 98% of its energy demand. The urgent need for renewable, reliable, affordable, and environmentally benign energy alternatives has directed attention toward biofuels (Nizami and Rehami. 2018)

Biofuels offer a viable substitute for petroleum-based fuels, including gasoline, diesel, and jet fuel, while contributing to reduced greenhouse gas emissions and enhanced energy security (Reddy *et al.* 2008) Recent environmental and climate concerns have further accelerated the adoption of innovative and sustainable bioenergy technologies. Biofuels exhibit several advantageous characteristics, including non-toxicity, biodegradability, cost-effectiveness, and wide availability. Various generations of biofuels have evolved: first generation from edible crops, second from non-food biomass, third mainly from algae, and emerging methods using genetically engineered crops and waste biomass.

Their sustainable application depends on biomass composition and optimized production parameters such as temperature, reaction time, chemical inputs, and catalyst type. Globally, increasing emphasis has been placed on converting renewable lignocellulosic biomass into liquid biofuels to mitigate rising energy demands, volatile oil prices, public health concerns, and global warming. Biofuels are classified as solid, liquid, or gaseous and are produced from diverse feedstocks such as agricultural residues, animal fats, and waste oils. They are biodegradable, carbon-neutral, and emit fewer pollutants, including CO, nitrogen and sulfur oxides, unburnt hydrocarbons, and particulate matter, compared to fossil fuels.

Biomass, particularly agricultural waste, is abundant, renewable, eco-friendly, and capable of reducing net CO_2 emissions. While traditional biomass use is often inefficient and environmentally harmful, modern biomass conversion technologies enable the production of high-quality biofuels such as bioethanol, biodiesel, biogas, and bio-oil from vegetable oils and organic wastes (Ravindranath *et al.* 2011). Among emerging options, biohydrogen has gained significant attention due to its clean combustion, carbon-free emissions, and high energy efficiency. Although challenges remain in hydrogen storage and large-scale utilization, biohydrogen production from lignocellulosic and algal biomass via advanced bioconversion methods, such as consolidated bioprocessing combined with nanotechnology which offers a promising pathway toward sustainable and carbon-neutral energy systems.

Biomass resources

Biomass resources utilized for energy generation can be broadly classified into four major categories.

- **Energy crop–based biomass:** Materials derived from herbaceous and woody crops, as well as industrial, agricultural, and aquatic crops cultivated specifically for energy production.
- **Agricultural residues and wastes:** Crop by-products such as rice and wheat straw, along with animal farm wastes.
- **Forestry wastes and residues:** Logging residues, mill wood wastes, and residual materials from trees and shrubs.
- **Industrial and municipal waste:** Municipal solid waste, sewage sludge, and various forms of organic industrial waste.

Biofuels

Biofuels include ethanol, biodiesel, biogas, biohydrogen, renewable diesel.

- **Ethanol:** Ethanol is produced through the fermentation of sugars or starches found in crops such as corn, sugarcane, or wheat. The process involves converting the sugars into ethanol using yeast or other microorganisms. Ethanol can be blended with gasoline to create fuels like E10 (10% ethanol) or E85 (85% ethanol), which are used in flexible fuel vehicles.

- **Biodiesel:** Biodiesel is made from vegetable oils, animal fats, or recycled cooking oil through a process called transesterification. This process involves reacting the oils or fats with an alcohol, usually methanol, in the presence of a catalyst to produce fatty acid methyl esters (FAME), which is the chemical name for biodiesel.

- **Biogas:** Biogas is produced through anaerobic digestion, a natural process where organic materials such as agricultural waste, animal manure, or sewage sludge are broken down by bacteria in the absence of oxygen. The result is a mixture of gases, primarily methane (CH_4) and carbon dioxide (CO_2), which can be used as a fuel for heating, electricity generation, or as a transportation fuel when compressed and purified.

- **Biohydrogen:** Biohydrogen is generated from biomass through a process called biomass gasification or by utilizing microorganisms that produce hydrogen through fermentation. Biomass gasification involves heating biomass at high temperatures in a controlled environment to produce a syngas (synthesis gas) that contains hydrogen and carbon monoxide. The hydrogen can be separated and used as a fuel.

- **Renewable Diesel:** Renewable diesel, also known as green diesel or hydrotreated vegetable oil (HVO), is produced through a refining process called hydrotreating. It involves hydrogenating vegetable oils, animal fats, or other biomass-derived oils to remove impurities and create a diesel-like fuel with similar properties to petroleum diesel. Renewable diesel can be used in existing diesel engines without any modifications.

A. Types of Biofuels

According to International Energy Agency, biofuels are divided into two types: conventional (first generation) and advanced biofuels (second and third generation).

1. Conventional (Traditional) Biofuels

Conventional biofuels are produced using mature and commercially established technologies. Bioethanol is primarily generated through the fermentation of sugar- and starch-rich feedstocks, whereas biodiesel is obtained by transesterifying edible vegetable oils. These fuels, mainly bioethanol and biodiesel are derived from cultivated plant materials and currently contribute only a small fraction (approximately 4%) of total transportation fuel usage. Their limited contribution is largely attributed to factors such as restricted feedstock availability, modest carbon dioxide mitigation potential, blending constraints with conventional fuels, and economic limitations (Oh ***et al.*** 2018).

Despite these challenges, conventional biofuels offer notable environmental benefits, including carbon neutrality and reduced greenhouse gas emissions when compared to fossil fuels. Often referred to as first-generation biofuels, they are produced from food-based resources such as sugars, starches, cereal grains, and vegetable oils. Common feedstocks include sugarcane, sugar beet, maize, wheat, rapeseed, soybean, oil palm, animal fats, waste cooking oils, and selected municipal wastes.

2. Advanced Biofuels

Advanced biofuels consist of second, third, and fourth generation fuels that are produced from non-edible resources, algal biomass, and genetically engineered organisms, respectively. These fuels are considered more sustainable than conventional biofuels due to their lower greenhouse gas emissions and reduced reliance on food-based feedstocks. A key advantage of advanced biofuels lies in their enhanced fuel properties, improved compatibility with existing energy infrastructure, and greater potential for mitigating climate change impacts (Kolakoti ***et al.*** 2022).

The primary feedstocks used for advanced biofuel production are lignocellulosic materials obtained from agricultural residues and forest biomass, including species such as eucalyptus, poplar, and robinia. Additional sources include non-food energy crops cultivated on marginal or non-arable land, organic and municipal wastes, woody fractions of urban residues, perennial grasses and shrubs such as miscanthus, switchgrass, and jatropha, as well as agro-industrial by-products. Marine biomass, including seaweed and both macro- and microalgae, also plays a significant role in advanced biofuel feedstock supply.

Advanced biofuel technologies emphasize the utilization of non-food biomass, including agricultural residues and genetically modified crops that can thrive on low-quality land while maintaining moderate yields. These biofuels are derived from diverse resource bases such as lignocellulosic biomass, algae and microbe-based systems, animal fats, and hydrotreated vegetable oils. Prominent examples include second-g eneration bioethanol, biomass-to-liquids (BTL) fuels, biodiesel, biobutanol, dimethyl ether (DME), and bio-synthetic gas (bio-SG). Although many of these technologies are still under development, extensive research and demonstration-scale studies are ongoing to enable their commercial deployment.

Despite technological and economic challenges, advanced biofuels represent a promising pathway toward cleaner and more resilient energy systems. Their substantially lower carbon footprint contributes to reduced greenhouse gas emissions, supports climate change mitigation, and promotes sustainable land-use practices. Continued innovation is required to improve conversion efficiencies and reduce production costs, particularly through the development of advanced processing and separation technologies, including modern wet and dry milling techniques (Mizik, ***et al.*** 2022).

B. Biofuels Generations/Classifications

Biofuels are widely regarded as important renewable and sustainable energy carriers that can partially replace conventional fossil fuels (Gnanasekharan ***et al.*** 2023). They are generated through biological conversion routes such as anaerobic digestion and fermentation.

Table 1. Classifications, product and feedstocks of different generations of biofuels.

Classifications	**Product**	**Feed stock**
First generation (food feedstocks)	Ethanol	Corn, sugar beet, sugarcane, cereals, sorghum, grains etc.
	Biodiesel	Rapeseed, palm oil, soybean, waste oils, animal fats
Second generation	Cellulosic ethanol	Switch grass, wheat straw, jatropha, miscanthus, corn Stover, stalks, stubbles, leaves, seed pods, rice, sugarcane bagasse, fruit and vegetable wastes
Third generation	Bioethanol/ethanol	Algae
Fourth generation	Biodiesel/bioethano	Genetically modified crops for biofuels,

The efficiency and applicability of biofuels as energy sources depend on several factors, including the type and characteristics of biomass feedstocks, the production pathways employed, and controlled processing conditions such as temperature, pH, reaction duration, chemical reagents, and the nature of catalysts used to ensure environmentally sustainable fuel production.

Based on feedstock origin and technological advancement, biofuels are commonly categorized into first, second, third, and fourth generation biofuels.

1. First Generation Biofuels

These biofuels are manufactured using mature and commercially proven technologies, including cold pressing, solvent extraction, transesterification, hydrolysis, saccharification, fermentation, and selected chemical synthesis routes. They are primarily produced from feedstocks rich in starch, sugars, cereal grains, animal fats, and vegetable oils. Fuels such as biodiesel, straight vegetable oil, bioethanol, and biogas are well established in global fuel markets and are commonly derived from dedicated energy crops (Sikarwal ***et al.***. 2017). The conversion pathways for first-generation biofuels vary according to the nature of the feedstock and the desired end product. In the case of bioethanol production, the process involves a sequence of upstream and downstream operations, including hydrolysis, liquefaction, saccharification, microbial fermentation, and final product recovery and purification.

2. Second Generation (2G) Biofuels

Conversion technologies for the production of 2G biofuels at commercial or large scale are still in the development stage. The 2G biofuels are produced through more advanced technologies, such as pre-treatment, hydrolysis, saccharification and fermentation, gasification, and chemical synthesis. The potential feedstocks that could be used in the production of 2G biofuels include lignocellulosic biomass, woody crops, agricultural residues, municipal and industrial wastes, processed wastes, and organic waste sources. Biodiesel, bioethanol, synthetic fuels, and biohydrogen are mainly considered as 2G biofuels (Mizik ***et al.*** 2022)

Second-generation biofuels are used in various bioconversion/production routes which aim to avoid the “fuel versus food” problem. However, they could compete with the use of agricultural land for the growth of food crops . As lignocellulosic biomass has varying physicochemical characteristics and compositions, it should be pretreated before further conversion into biofuel [53]. Generally, the biological digestion process is very common and produces a small number of different products with high yields in the presence of some biological catalysts. The thermochemical conversion process produces multiple and complex products within short reaction times and used inorganic catalysts to improve the quality of products (Rathmann ***et al.*** 2010).

3. Third Generation Biofuels

Third-generation biofuels are mainly produced from algae using “algae-to-biofuels” technologies, commonly called oilgae. These biofuels include biodiesel, bioethanol, and biohydrogen, and they can be produced without using agricultural land. For bioethanol production, different catalysts are used to convert sugars, starch, and lignocellulosic materials into fermentable short-chain carbohydrates (Kim ***et al.*** 2023).

Algae are highly efficient photosynthetic organisms that convert solar energy into chemical energy, storing it as oils, carbohydrates, and proteins. Microalgae are particularly suitable as a feedstock because of their fast growth, high biomass productivity, and high lipid content, while requiring less freshwater than conventional crops. Biodiesel from algal oil has

properties similar to conventional biodiesel and offers environmental benefits such as lower emissions, biodegradability, and reduced dependence on fossil fuels.

However, large-scale production technologies for third-generation biofuels are still under development. Future improvements in cultivation, harvesting, and lipid extraction methods are needed to make industrial-scale production feasible. The typical downstream process includes cultivation, biomass harvesting, oil extraction, and transesterification to produce biodiesel (Chisti 2007).

4. Fourth-generation biofuels

Fourth-generation biofuels involve the use of genetically engineered algae, crops, and microorganisms to produce bioethanol, biodiesel, and biohydrogen. Often termed "photosynthetic biofuels", these fuels are generated from modified photosynthetic organisms designed for higher biofuel yields (Lang ***et al.*** 2001) This generation relies on advanced feedstocks that are typically rare and expensive.

A key feature of fourth-generation technology is the integration of genetically optimized organisms capable of capturing and converting large amounts of CO_2, making these biofuels potentially carbon-negative. Efficient product separation methods are crucial to reduce production costs and simplify biomass processing. Volatile compounds such as lower alcohols and gases can be removed directly from the growth medium and distilled into biofuel, eliminating the need for energy-intensive dewatering steps. Genetically modified algae thus offer a promising alternative to fossil fuels due to their enhanced productivity.

❖ Advantages of Biofuels:

- **Sustainable and Renewable Energy Source**

Biofuels are obtained from biological materials such as crops, agricultural by-products, and organic waste, all of which can be naturally replenished. Unlike fossil fuels that exist in limited quantities, biofuels provide a sustainable energy alternative and help conserve non-renewable resources.

- **Lower Environmental Impact and Emissions**

The use of biofuels leads to a reduction in greenhouse gas emissions when compared to traditional petroleum-based fuels. Although carbon dioxide is released during combustion, the plants used as feedstocks absorb a comparable amount of CO_2 during their growth cycle, resulting in a balanced carbon footprint. Additionally, biofuels tend to emit fewer air pollutants, including sulfur compounds and particulate matter.

- **Improved Energy Security**

Producing biofuels from locally sourced biomass reduces reliance on imported fossil fuels. This strengthens national energy independence, protects economies from international energy market fluctuations, and enhances resilience against geopolitical uncertainties.

- **Economic Growth in Rural Areas**

Biofuel industries contribute to rural development by creating demand for agricultural products and residues. The expansion of biofuel production supports job creation, increases farmers' incomes, and stimulates economic activity in rural communities.

- **Encouragement of Technological Progress**

The development of biofuels has accelerated innovation in fields such as agricultural science, biotechnology, and industrial processing. These technological improvements enhance efficiency, increase crop yields, and foster advancements that can benefit multiple sectors beyond energy production.

- **Effective Waste Utilization and Circular Economy Support**

Advanced biofuel technologies enable the conversion of organic waste into valuable energy resources. By transforming waste materials into fuels such as biogas and cellulosic ethanol, biofuels help reduce environmental pollution, minimize landfill use, and support the principles of a circular economy.

Disadvantages

- **Land Use and Deforestation**

One major challenge associated with biofuels is the competition for land resources. As the demand for biofuel feedstocks increases, there is a risk of deforestation due to the clearing of land for crop cultivation. This can lead to loss of biodiversity and habitat destruction.

- **Food vs. Fuel Debate**

The use of crops for biofuel production has raised concerns regarding food security. Critics argue that allocating agricultural land for fuel production may result in higher food prices and potential food scarcity in developing countries.

- **Energy Balance and Efficiency**

Biofuel production requires significant energy inputs, including fertilizers, machinery, and processing facilities, which can reduce the overall energy balance and efficiency of the process. It is essential to optimize production methods to ensure that the energy output from biofuels exceeds the energy input.

- **Technological Limitations**

Biofuel production technologies are still evolving, and several technological challenges remain. For example, the conversion of lignocellulosic biomass into biofuels is still economically and technically demanding, requiring further research and development to improve efficiency and reduce costs.

Conclusion:

Biofuels have strong potential to reduce dependence on fossil fuels and lower greenhouse gas emissions, making them an important component of the global energy transition. While first-generation biofuels derived from food crops have raised sustainability concerns, advanced biofuels offer improved solutions by utilizing non-food biomass. Technologies such as cellulosic ethanol from waste materials and algae-based biofuels are becoming increasingly viable and can be produced sustainably at scale with further technological progress. Advanced biofuels are compatible with existing transportation infrastructure and can integrate effectively with renewable energy systems such as solar and wind. Innovations in biorefinery systems also enable the combined production of fuels, chemicals, and materials, improving overall efficiency and resource utilization. These characteristics position liquid biofuels as a promising option for reducing emissions in the transport sector. Despite recent advancements, continued research and

development are essential to enhance efficiency, reduce costs, and achieve large-scale commercialization. Sustainable feedstock production, responsible land use, supportive policies, and international cooperation will be critical to maximizing the environmental and economic benefits of biofuels. With coordinated efforts, biofuels can play a meaningful role in building a long-term low-carbon energy future.

References:

- AFDC, Alternative Fuels Data Center; US Department of Energy. 2006. Energy Efficiency and Renewable Energy (EERE). Available online: https://afdc.energy.gov/
- Braide W, Kanu I, Oranusi U, Adeleye S. 2016. Production of bioethanol from agricultural waste. *J Fund Appl Sci.* 8(2):372–86.
- Chisti, Y. 2007. Biodiesel from Microalgae. *Biotechnol. Adv.* 25, 294–306.
- El-Araby, R. (2024). Biofuel production: exploring renewable energy solutions for a greener future. Biotechnol Biofuels 17, 129. https://doi.org/10.1186/s13068-024-02571-9.
- Farouk, S.M., Tayeb, A.M., Abdel-Hamid, S.M.S. and Randa, M. O. (2024). Recent advances in transesterification for sustainable biodiesel production, challenges, and prospects: a comprehensive review. Environmental Science and Pollution Research 31, 12722–12747 (2024). https://doi.org/10.1007/s11356-024-32027-4.
- Gnanasekaran, L, Priya, A. K, Thanigaivel, S, Tuan, K. A. H. and Moscoso, M. S. 2023. The conversion of biomass to fuels via cutting-edge technologies: Explorations from natural utilization systems. *Fuel* 33, 125668.
- International Energy Agency. 2011. *Technology Roadmap Biofuels for Transport*; International Energy Agency: Paris, France. p. 52.
- International Energy Agency. 2011. *Technology Roadmap Biofuels for Transport*; International Energy Agency: Paris, France, p. 52.
- Kim, M, Singhvi, M. S. and Kim, B. S. 2023. Eco-Friendly and Rapid One-Step Fermentable Sugar Production from Raw Lignocellulosic Biomass using Enzyme Mimicking Nanomaterials: A Novel Cost-Effective Approach to Biofuel Production. *Chem. Eng. J.* 465, 142879.
- Kolakoti, A, Prasadarao, B, Satyanarayana, K, Setiyo, M, Koten, H. and Raghu, M. 2022. Elemental Thermal and Physicochemical Investigation of Novel Biodiesel from Wodyetia Bifurcata and Its Properties Optimization using Artificial Neural Network (ANN). *Automot. Exp.* 5, 3–15.
- Mizik, T. and Gyarmati, G. 2022. Three pillars of advanced biofuels sustainability. *Fuels* 3, 607–626.
- Nizami, A. and Rehan, M. 2018. Towards Nanotechnology Based Biofuel Industry. *Biofuel Res. J.* 18, 798–799.
- Oh, Y. K, Hwang, K. R, Kim, C, Kim, J.R. and Lee, J. S. 2018. Recent developments and key barriers to advanced biofuels: A short review. *Bioresour Technol.* 257, 320–333.
- Palaniappan, K. 2017. An Overview of Applications of Nanotechnology in Biofuel Production. *World Appl. Sci. J.* 35, 1305–1311.
- Rathmann, R, Szklo, A. and Schaeffer, R. 2010. Land Use Competition for Production of Food and Liquid Biofuels: An Analysis of the Arguments in the Current Debate. *Renew. Energy*, 35, 14–22.

- Rathmann, R, Szklo, A. and Schaeffer, R. 2010. Land Use Competition for Production of Food and Liquid Biofuels: An Analysis of the Arguments in the Current Debate. *Renew. Energy*. 35, 14–22.
- Ravindranath, N. H, Sita Lakshmi, C, Manuvie, R. and Balachandra, P. 2011. Biofuel Production and Implications for Land Use, Food Production and Environment in India. *Energy Policy*. 39, 5737–5745.
- Reddy, B. V. S, Ramesh, S, Kumar, A. A. and Wani, S. P. 2008. Biofuel Crops Research for Energy Security and Rural Development in Developing Countries. *Bioenergy Res.* 1, 248–258.
- Sikarwal, V. S, Zhao, M, Fennell, P, Shah, N. and Anthony, E. J. 2017. Progress in Biofuel Production from Gasification. *Prog. Energy Combust.* 61, 189–248.

COLD STORAGE INFRASTRUCTURE IN TELANGANA: STATUS AND GAP ANALYSIS

***Mahesh Muttineni, Horticulture Officer, Dept. of Horticulture, Telangana**
K. Venu Gopal, Dy. Director of Horticulture, Dept. of Horticulture, Telangana
K. Aishwarya, Horticulture Officer, Dept. of Horticulture, Telangana
L. Pradeepthi, Horticulture Officer, Dept. of Horticulture, Telangana

Abstract

Cold storage infrastructure plays a pivotal role in reducing post-harvest losses, stabilizing agricultural prices, improving farmers' income and strengthening agri-value chains in developing economies. India, being one of the largest producers of fruits and vegetables in the world, still faces significant gaps in cold chain infrastructure. This chapter presents a comprehensive analysis of the existing cold storage facilities in India with special emphasis on Telangana State. The study evaluates spatial distribution, utilization patterns, technology adoption, economic viability and future requirements of cold storage infrastructure. The findings highlight the need for decentralized cold storage systems, renewable energy integration, farmer-centric infrastructure planning and policy-driven interventions to strengthen the horticulture supply chain and enhance food security.

1. Introduction

India's agricultural sector has undergone a structural transformation over the last two decades with horticulture emerging as a major growth engine. The share of horticulture in agricultural Gross Value Added has increased steadily due to diversification towards high-value crops such as fruits, vegetables, spices and plantation crops. However, this growth has not been matched with proportional investments in post-harvest infrastructure, especially cold storage and cold chain logistics.

Post-harvest losses in fruits and vegetables in India range between 18 and 35 percent depending on the commodity, season and region. These losses result not only in economic inefficiencies but also in wastage of natural resources such as water, land and energy. Cold storage infrastructure provides an effective solution by extending shelf life, maintaining quality, enabling staggered marketing and facilitating export-oriented supply chains.

Telangana State, formed in 2014, has prioritized horticulture-led agricultural development through targeted programs such as Mission for Integrated Development of Horticulture (MIDH), promotion of fruit orchards and expansion of vegetable clusters. The rapid increase in horticultural production has created an urgent need for scientifically planned cold storage infrastructure. Therefore, Telangana serves as an ideal case study to understand cold storage gaps and development strategies that can be replicated in other states.

2. Cold Chain Infrastructure Scenario in India

India's cold chain ecosystem remains fragmented and unevenly distributed across regions. Although cold storage capacity has increased significantly over the past decade, the infrastructure is dominated by bulk storage facilities primarily designed for potatoes and a few

other commodities. Integrated cold chain components such as pack houses, ripening chambers, reefer transport and controlled atmosphere storage remain underdeveloped.

Table 1: Cold Chain Infrastructure Status and Requirement in India

Infrastructure Component	Existing Capacity	Required Capacity	Infrastructure Gap (%)
Integrated Pack Houses	250 Units	70,000 Units	99.6
Reefer Transport	9,000 Vehicles	62,000 Vehicles	85.0
Cold Storage Capacity	32 Million MT	35 Million MT	10.0
Ripening Chambers	800 Units	9,000 Units	91.0

The data indicate that while bulk cold storage capacity appears relatively adequate at the national level, the absence of value-chain-linked infrastructure severely restricts efficient utilization. Moreover, most cold storages are concentrated in a few states such as Uttar Pradesh, West Bengal, Punjab and Gujarat, leading to regional imbalances.

3. Methodology

A study was conducted by Existing facility and Gap analysis of cold storages in Telangana by Department of Horticulture, Telangana and Centre for Good Governance (CGG) in 2020. The study adopted a mixed-method research approach combining both quantitative and qualitative tools to generate comprehensive insights.

3.1 Secondary Data Collection

Secondary data were collected from official sources such as the Department of Horticulture, Government of Telangana, National Horticulture Board (NHB), Ministry of Food Processing Industries (MoFPI), National Centre for Cold-chain Development (NCCD) and published research reports. District-wise horticultural production data, cold storage capacity statistics and policy documents were analyzed.

3.2 Primary Data Collection

Primary data were collected through field visits to operational cold storage units across major horticulture-producing districts. Structured interviews were conducted with cold storage owners, managers, traders and farmers to assess utilization patterns, operational challenges and profitability aspects.

3.3 Analytical Framework

The analytical framework included capacity utilization analysis, spatial distribution mapping, economic viability assessment, technology adoption review and gap estimation for future infrastructure planning.

4. Horticulture Production Profile of Telangana

Telangana has emerged as one of the leading horticulture-producing states in southern India. The state’s diverse agro-climatic conditions support cultivation of fruits, vegetables, spices, plantation crops and flowers. Horticulture contributes more than 40 percent to the agricultural Gross State Value Added, reflecting its economic significance.

Table 2: Area and Production of Horticultural Crops in Telangana (2019–20)

Crop Category	Area (Lakh Acres)	Production (Lakh MT)	Productivity (MT/Ac)
Fruits	4.42	25.69	5.82
Vegetables	3.52	30.77	8.73
Spices	3.90	8.03	2.06
Plantation	0.45	6.49	14.33
Flowers	0.11	0.54	4.79
Total	12.40	71.52	5.76

Major horticulture clusters include mango in Khammam and Jagtial districts, citrus crops in Nalgonda and Suryapet, vegetables around Hyderabad peri-urban zones and spices such as turmeric and chilli in Nizamabad and Khammam districts. The spatial concentration of production creates region-specific cold storage demand.

5. Existing Cold Storage Infrastructure in Telangana

5.1 Infrastructure Availability

Telangana currently has 183 operational cold storage units with a total installed capacity of approximately 8.38 lakh metric tons. These facilities include multipurpose cold storages, MIDH-supported units, ripening chambers and export-oriented pack houses.

Table 3: Cold Storage Infrastructure in Telangana (2020)

Infrastructure Type	Number of Units	Installed Capacity
Multipurpose Cold Storages	183	8.38 Lakh MT
MIDH Supported Cold Storages	56	2.81 Lakh MT
Ripening Chambers	23	5,193 MT
APEDA Pack Houses	7	Export Oriented

5.2 Spatial Distribution

Cold storage facilities in Telangana exhibit strong spatial clustering. Districts such as Rangareddy, Medchal-Malkajgiri, Khammam, Warangal and Nizamabad account for nearly 77 percent of total installed capacity. This concentration is largely driven by proximity to markets, transportation infrastructure and processing units.

However, several horticulture-producing districts such as Mulugu, Bhadradri Kothagudem and Vikarabad remain underserved. This imbalance creates inefficiencies in supply chains and forces farmers to sell produce immediately after harvest.

5.3 Capacity Utilization Pattern

Capacity utilization varies widely depending on crop specialization, seasonal demand and market access.

- Spice-producing districts record utilization levels of 70–80 percent.
- Urban-adjacent districts record utilization between 60–70 percent.
- Remote districts often record utilization below 60 percent.

Low utilization in certain areas indicates the need for better integration with farmer producer organizations and diversification of stored commodities.

6. Economic Viability of Cold Storage Units

6.1 Capital Investment Requirement

Establishment of a standard 5,000 MT multipurpose cold storage requires significant capital investment in land, civil construction, refrigeration systems and utilities.

Table 4: Investment Pattern for 5,000 MT Cold Storage Unit

Component	Cost (₹ Lakhs)
Land and Site Development	130
Civil Construction	120
Refrigeration Equipment	153
Electrical and Utilities	97
Total Investment	500

6.2 Operational Cost Structure

Power consumption accounts for more than 50 percent of total operational expenditure. Other major cost components include labor, maintenance, water, insurance and interest payments. Rising electricity tariffs significantly affect profitability, highlighting the importance of energy-efficient technologies.

6.3 Profitability Analysis

Different operational models generate varying levels of profitability.

Table 5: Profitability Comparison of Business Models

Business Model	Annual Profit (₹ Lakhs)
Rental Model	44
Trading Model	125
Hybrid Rental + Trading	80.5

The hybrid model provides relatively stable income by balancing risk and revenue streams.

7. Technology Options and Innovations

7.1 Conventional Cold Storage Technologies

Most cold storages in Telangana operate using vapor compression refrigeration systems with ammonia or Freon-based refrigerants. Insulated PUF panels, automated temperature control and humidity management systems are commonly used.

7.2 Renewable Energy Integration

Solar-powered cold storage units have emerged as a sustainable alternative, particularly in rural areas. Integration of solar energy reduces electricity costs by 30–40 percent and improves reliability during power outages.

Table 6: Cost Structure of 10 MT Solar Micro Cold Storage

Component	Cost (₹)
Cold Storage Container	11.56 Lakh
Solar Panels	5.05 Lakh
Battery and UPS System	1.38 Lakh
Total Cost	18 Lakh

8. Benefits of Cold Storage Infrastructure to Farmers

Cold storage infrastructure directly benefits farmers by enabling better price realization, reducing distress sales and improving product quality.

Table 7: Economic Benefit of Storage for Selected Crops

Crop	Net Gain per MT (₹)
Red Chilli	21,400
Turmeric	12,400
Potato	2,400

These gains arise due to seasonal price arbitrage and improved market access.

9. Gap Analysis and Future Infrastructure Requirement

It is estimated that there is a requirement of:

- 28 new multipurpose cold storages of 5,000 MT capacity each
- 114 micro cold storages at production clusters
- 78 micro cold storages near consumption centers

Priority districts include Sangareddy, Vikarabad, Mulugu, Jagtial and Bhadradri Kothagudem.

10. Policy Implications and Strategic Recommendations

10.1 Infrastructure Planning

District-level cold chain master planning and cluster-based infrastructure development should be prioritized.

10.2 Financial Incentives

Enhanced capital subsidies, interest subvention and viability gap funding can improve private sector participation.

10.3 Institutional Strengthening

Promotion of Farmer Producer Organizations to manage cold storage assets will improve utilization and farmer ownership.

10.4 Technology Adoption

IoT-based monitoring systems, renewable energy integration and modern refrigeration technologies should be mainstreamed.

11. Conclusion

Cold storage infrastructure is a critical enabler for sustainable horticulture development in India. Telangana's experience demonstrates that strategic planning, technology adoption and decentralized storage models can significantly reduce post-harvest losses and improve farmers' income. Scaling up these models across states can strengthen national food systems and enhance agricultural resilience.

References

1. National Centre for Cold-chain Development (2015). All India Cold-chain Infrastructure Capacity Assessment.
2. Department of Horticulture, Government of Telangana (2020). Study on Existing Facility and Gap Analysis of Cold Storage Units.
3. Ministry of Food Processing Industries (2018). Cold Chain Infrastructure Status Report.
4. NABCONS (2016). Cold Storage Infrastructure Development Report.
5. ASSOCHAM-TechSci Research (2017). Cold Chain Sector in India.

VEGETABLE PRODUCTION DYNAMICS, CONSUMPTION PATTERNS AND ROADMAP FOR SELF-SUFFICIENCY IN TELANGANA AND HYDERABAD

***Mahesh Muttineni, Horticulture Officer, Dept. of Horticulture, Govt., of Telangana.**
Madhavi. M, Horticulture Officer, Dept. of Horticulture, Govt., of Telangana.
K. Venugopal, Dy. Director of Horticulture, Dept. of Horticulture, Govt., of Telangana.
L. Pradeepthi, Horticulture Officer, Dept. of Horticulture, Telangana

1. Introduction

Vegetables are indispensable components of human diets owing to their role in supplying vitamins, minerals, antioxidants, dietary fiber and bioactive compounds essential for maintaining health and preventing lifestyle diseases. The Indian Council of Medical Research recommends a minimum consumption of 300 grams of vegetables per person per day, including leafy vegetables, tuber crops and other vegetables, to meet nutritional requirements. Telangana State, endowed with diverse agro-climatic conditions, expanding irrigation infrastructure and strong institutional horticulture support, possesses considerable potential to achieve vegetable self-sufficiency. However, rapid urbanization, growing population, seasonal production variability and supply-chain inefficiencies continue to pose significant challenges to stable vegetable availability and price regulation. Hyderabad, being one of India's fastest growing metropolitan cities, has emerged as a major consumption hub exerting enormous pressure on surrounding production systems. This chapter critically examines the vegetable production scenario, consumption pattern, availability gaps and strategic interventions required to attain sustainable vegetable self-sufficiency in Telangana and Greater Hyderabad region.

2. Global and National Context of Vegetable Production

At the global level, vegetable production is dominated by China, followed by India. India ranks second in vegetable production but lags behind several countries in productivity levels, indicating scope for technological intensification.

Table 1. Global Vegetable Production Scenario (2018-19)

Country	Area ('000 ha)	Production ('000 MT)	Productivity (MT/ha)
China	24,561	573,935	23.4
India	9,205	162,187	17.6
USA	1,105	35,948	32.5
Spain	319	12,531	39.3
World Average	58,971	1,159,179	19.7

Source: FAO Stats, 2017-18

India's productivity remains significantly lower than that of Spain and USA, highlighting the importance of precision farming, protected cultivation and improved hybrids for yield enhancement.

3. Vegetable Production Scenario in Telangana

3.1 Horticulture Sector Contribution

Telangana has emerged as a significant horticulture-producing state in India. Horticulture occupies approximately 12.40 lakh acres with a total production of 71.52 lakh metric tonnes, contributing over 40 percent to the agricultural gross state domestic product. Vegetables alone account for about 3.52 lakh acres with a production of 30.77 lakh metric tonnes and an average productivity of 18.19 metric tonnes per hectare, which is higher than the national average productivity of 15.44 metric tonnes per hectare.

Table 2. Horticulture Sector Profile of Telangana (2018-19)

Crop Group	Area (Lakh Acres)	Production (Lakh MT)	Productivity (MT/Ac)
Fruits	4.42	25.69	5.82
Vegetables	3.52	30.77	8.73
Spices	3.90	8.03	2.06
Plantation	0.45	6.49	14.33
Flowers	0.11	0.54	4.79
Total	12.40	71.52	5.76

Telangana ranks sixteenth in vegetable area, fifteenth in production and ninth in productivity among Indian states, indicating scope for both horizontal expansion and vertical yield enhancement. The state cultivates more than forty vegetable crops belonging to solanaceous, cucurbitaceous, leguminous, cruciferous, leafy and root vegetable groups. Tomato, onion, green chilli, okra, brinjal, gourds, beans and leafy vegetables dominate the cropping pattern. Tomato alone occupies over ninety thousand acres producing more than ten lakh metric tonnes annually, followed by onion, gourds and brinjal. The predominance of open-field vegetable cultivation highlights the dependence on seasonal climatic conditions, which directly influences production stability and market arrivals.

Table 3. Crop-wise Area and Production of Vegetables in Telangana (2018-19)

Crop	Area (Acres)	Production (MT)
Tomato	90,434	10,85,167
Brinjal	29,388	3,52,674
Green Chilli	39,470	1,58,313
Onion	34,064	3,41,447
Bhendi (Okra)	32,515	2,60,139
Gourds	35,218	2,82,422
Leafy Vegetables	33,470	1,33,880

Potato	4,977	49,770
Total Vegetables	3,51,955	30,77,970

Seasonal analysis indicates that vegetable production in Telangana is concentrated during Rabi season, which accounts for nearly half of the total output due to favorable temperature and moisture conditions. Kharif season contributes moderate volumes, while summer production remains relatively low because of heat stress, high evapotranspiration demand and increased pest pressure. This seasonal imbalance results in periodic market gluts during peak harvest months and acute shortages during summer lean periods, leading to extreme price volatility.

Table 4. Season-wise Vegetable Production in Telangana

Season	Area (Acres)	Production (MT)
Kharif	1,07,370	9,66,756
Rabi	1,68,664	14,45,345
Summer	75,921	6,65,869
Total	3,51,955	30,77,970

5. Consumption Pattern of Vegetables in Telangana

Household consumption studies conducted by PJTSAU in collaboration with ICAR-NAARM revealed that the average per capita vegetable consumption in Telangana is approximately 250 grams per day, which is significantly lower than the ICMR recommendation of 300 grams. The consumption deficit is particularly pronounced for leafy vegetables and tuber crops, where intake levels are only about 48 to 54 percent of recommended values. This nutritional gap reflects limited availability during lean seasons, price fluctuations and inadequate dietary awareness.

Table 5. Recommended vs Actual Vegetable Consumption

Vegetable Group	ICMR Recommendation (g/day)	Actual Consumption (g/day)	Deficit (%)
Leafy Vegetables	50	24	52
Tuber Vegetables	50	27	46
Other Vegetables	200	199	0.5
Total	300	250	16.7

6. State-Level Demand–Supply Gap Analysis

Table 6. Annual Vegetable Requirement and Production in Telangana

Parameter	Quantity (Lakh MT)
Population	4.0 Crore
Annual Requirement	36.00
Current Production	30.77
Surplus Production	7.72
Net Deficit	12.94

For Telangana’s population of nearly four crore, the annual vegetable requirement is estimated at approximately 36 lakh metric tonnes, while current production stands at about 30.77 lakh metric

tonnes. This creates a net deficit of nearly 12.94 lakh metric tonnes annually, forcing the state to rely heavily on imports from neighboring states. Although certain vegetables such as tomato and brinjal show surplus production on an annual basis, temporal mismatches between harvest periods and consumption demand result in intermittent shortages even for surplus crops.

The consumption basket in Telangana is dominated by tomato, onion, green chilli, okra, potato, leafy vegetables, ridge gourd, brinjal, bitter gourd and beans. These ten vegetables account for the majority of household vegetable expenditure and form the backbone of urban and rural dietary patterns

Although some crops exhibit annual surplus, overall state-level vegetable deficit remains high due to seasonality and uneven spatial distribution.

7. Vegetable Consumption and Demand in Hyderabad

Hyderabad metropolitan region consumes enormous volumes of vegetables due to high population density and urban dietary patterns.

Table 7. Vegetable Requirement in GHMC

Parameter	Quantity
Population	1 Crore
Daily Requirement	2,550 MT
Monthly Requirement	76,500 MT
Annual Requirement	9.18 Lakh MT

Greater Hyderabad Municipal Corporation, with a population of nearly one crore including floating population, represents the largest urban vegetable market in Telangana. Consumption surveys indicate that Hyderabad residents consume an average of 264.67 grams of vegetables per person per day, slightly below recommended nutritional levels. This translates to a daily vegetable requirement of approximately 2,550 metric tonnes, monthly demand of around 76,500 metric tonnes and an annual requirement of nearly 9.18 lakh metric tonnes.

Table 8. Top Consumed Vegetables in GHMC

Vegetable	Share in total consumption (%)
Onion	13.48
Tomato	13.35
Potato	6.80
Bhendi	6.05
Green Chilli	5.42
Leafy Vegetables	9.95

Onion and tomato alone account for more than twenty-six percent of Hyderabad’s total vegetable consumption, followed by okra, green chilli and potato. The annual expenditure on vegetables by Hyderabad consumers is estimated at over Rs. 3,400 crores, reflecting the enormous economic

significance of the urban vegetable supply chain

Due to the absence of cultivable land within urban boundaries, Hyderabad depends heavily on surrounding districts such as Rangareddy, Medchal-Malkajgiri, Sangareddy, Vikarabad, Siddipet, Medak, Mahabubnagar and Nalgonda, as well as on interstate supply networks. Long-distance transportation increases post-harvest losses, raises retail prices and reduces farmer share in consumer rupee.

8. Supply Chain Constraints and Post-Harvest Losses

Despite substantial production growth, vegetable availability in Telangana remains constrained by high post-harvest losses, which range between fifteen and fifty percent depending on commodity and handling practices. The lack of integrated supply chain infrastructure, including pack houses, cold rooms, pre-cooling units, refrigerated transport and organized retail linkages, severely limits efficiency .

Traditional marketing channels involve multiple intermediaries between farmers and consumers, leading to inflated consumer prices and depressed farm gate returns. Poor harvesting practices, inadequate grading and sorting, use of gunny bags for transport, absence of field heat removal and mechanical damage during transport further exacerbate losses. Additionally, unplanned cropping patterns result in market gluts and shortages, causing severe price instability and farmer distress.

9. Lean Period Analysis

Vegetable shortages are acute during May to August due to high temperature stress, pest incidence and water scarcity.

Table 9. Major Crops with Year-Round or Seasonal Deficits

Crop	Annual Deficit (MT)	Lean Period
Onion	1,68,020	July–Oct
Green Chilli	57,725	Jan–Mar, Sep–Dec
Beans	82,284	Jan–June
Leafy Vegetables	2,02,120	Jan–Aug
Potato	1,99,830	May–Dec

Seasonal lean periods between May and August are characterized by reduced vegetable availability due to high temperature-induced flower drop, pest infestations, viral diseases, water scarcity and lack of heat-tolerant varieties. Crops such as onion, green chilli, gourds, beans, leafy vegetables and potato experience persistent deficits during these months, forcing large-scale imports from other states.

Despite production growth, post-harvest losses in vegetables range from 15 to 50 percent due to inadequate infrastructure, improper harvesting practices, lack of cold chain facilities and unorganized transport systems

The dominance of multi-layered marketing channels results in inflated retail prices and reduced farmer share. Poor road conditions, mechanical damage during transport and absence of pre-cooling further exacerbate wastage.

10. Institutional Role and Research Support

Institutions such as SKLTSHU, IIHR Bengaluru and PJTSAU have emphasized the need for technology-driven vegetable production systems involving protected cultivation, micro-irrigation, fertigation, integrated pest management and varietal improvement. IIHR's research on heat-tolerant hybrids, off-season production technologies and post-harvest handling protocols provides scientific backing for Telangana's vegetable sector modernization. Extension models promoted by SKLTSHU focus on farmer capacity building, cluster-based vegetable production and market-oriented cropping strategies.

The Department of Horticulture, Telangana, through MIDH-supported programs, has initiated integrated supply chain development for Hyderabad by proposing production clusters, farmer producer organizations, aggregation centers and retail linkages. The Integrated Supply Chain Management project aims to reduce post-harvest losses below ten percent, eliminate interstate vegetable dependency and ensure year-round availability of fresh produce to urban consumers

11. Strategic Roadmap for Vegetable Self-Sufficiency

Achieving vegetable self-sufficiency in Telangana requires a multi-dimensional strategy combining production expansion, productivity enhancement, seasonal balancing and supply chain strengthening. Expansion of vegetable area under cluster-based cultivation with assured irrigation and input support can significantly bridge the production gap. Emphasis on staggered sowing schedules, crop diversification and season-specific varietal deployment can stabilize market arrivals and reduce price volatility.

Protected cultivation using shade nets and polyhouses offers significant potential for off-season vegetable production, especially for tomato, capsicum, cucumber and leafy vegetables. Adoption of micro-irrigation systems integrated with fertigation can improve water use efficiency and yield stability, particularly during summer months. Promotion of mechanized nursery raising and plug tray systems can reduce seedling mortality and improve crop establishment.

Strengthening farmer institutions through formation of farmer producer organizations can enable

collective input procurement, production planning and market negotiation. Establishment of village-level pack houses, cold storage units, reefer transport and urban distribution hubs can reduce wastage and enhance value realization. Digital platforms and e-commerce integration can further improve market access and transparency.

Nutrition-sensitive agriculture must also be integrated into vegetable development planning by promoting leafy vegetables and tuber crops that are currently under-consumed. Awareness campaigns on dietary diversity and vegetable intake can complement production interventions and improve public health outcomes.

12. Policy Implications and Future Outlook

Vegetable sector development must be integrated with nutrition security programs, urban food supply planning and climate-resilient agriculture strategies. Targeted investments under MIDH, convergence with irrigation schemes and public–private partnerships in cold chain infrastructure can significantly enhance sector sustainability. Telangana has the institutional capacity and production base to emerge as a regional vegetable hub if policy-driven interventions are implemented systematically.

13. Conclusion

Vegetable self-sufficiency in Telangana and Hyderabad is achievable through coordinated production planning, technological adoption and supply chain modernization. While the state has made significant progress in productivity, persistent seasonal deficits, post-harvest losses and infrastructure gaps must be addressed. Strategic integration of research, extension, farmer institutions and market reforms can transform Telangana's vegetable economy into a resilient, nutrition-secure and farmer-centric system.

References

1. Department of Horticulture, Government of Telangana. Integrated Supply Chain for Vegetables and Fruits in GHMC Project Report.
2. Comprehensive Vegetables Scenario Report, Telangana State.
3. PJTSAU and ICAR-NAARM (2017). Household Consumption Survey on Food and Nutrition in Telangana.
4. Indian Council of Medical Research (ICMR). Dietary Guidelines for Indians.
5. IIHR (Indian Institute of Horticultural Research). Vegetable Production Technologies and Protected Cultivation Guidelines.
6. Ministry of Agriculture and Farmers Welfare, MIDH Operational Guidelines

CUT FLOWER PRODUCTION

Dr. Arif Hussain Wani
Assistant Professor- Floriculture Division of Horticulture,
Faculty of Agriculture, Wadura SKUAST-Kashmir

1.1 Concept, Scope and Economic Importance

Cut flower production is the planned cultivation, harvesting and postharvest handling of flowering stems, inflorescences or ornamental foliage intended for use in bouquets, floral arrangements, ceremonies, hospitality, worship, retail and export markets. A cut flower is valued not only for colour and form but also for stem length, uniformity, vase life, fragrance where relevant, freedom from pests and blemishes, and the ability to withstand handling and transport. The enterprise is therefore a coordinated production chain rather than simply the growing of attractive flowers.

Commercial floriculture links genetics, crop physiology, protected cultivation, irrigation, nutrition, pest management, grading, cold-chain logistics, packaging, marketing and consumer preferences. Product quality is cumulative: cultivar selection establishes the potential, crop management determines how much of that potential is expressed, and harvesting and distribution determine how much quality reaches the buyer. A visually excellent flower may still have low market value if stems are weak, maturity is unsuitable or the cold chain is interrupted.

In India, demand arises from weddings, festivals, religious offerings, daily retail, hotels, corporate events, landscape projects and online flower delivery. Production occurs in open fields, naturally ventilated polyhouses, climate-controlled greenhouses and specialised net houses. Regional advantages differ. The Nilgiris and other highland areas support cool-season crops, while parts of Karnataka, Tamil Nadu, Maharashtra, Telangana, West Bengal, Himachal Pradesh and Uttarakhand supply diverse domestic markets. Proximity to airports, wholesale markets, labour, electricity, water and reliable transport can be as important as climate.

Cut flowers can provide high returns per unit area, support intensive use of family and hired labour, and create employment in propagation, grading, bouquet making, transport and retail. They can also carry high financial risk because the product is perishable, prices fluctuate sharply around events, and production costs rise with energy, planting material, fertilisers, crop protection and packaging. Profitability must be assessed using marketable yield and realised price, not merely total flower count. A sound enterprise plan includes buyer specifications, production scheduling, input costs, expected rejection rate, working capital and contingency arrangements.

1.2 Classification and Commercial Groups

Cut flowers are classified by botanical habit, market form, production environment, season, stem architecture and use. Standard flowers generally produce one prominent bloom per stem, whereas spray types carry multiple smaller flowers. Spikes have flowers arranged along an elongated axis; umbels and panicles carry flowers on branched structures; and focal flowers are selected for visual dominance in an arrangement. Fillers provide texture and volume, while cut foliage supplies contrast and structural support.

Roses, chrysanthemums, carnations, gerberas, lilies, gladiolus, orchids, alstroemerias, gypsophila, snapdragons and lisianthus are major commercial groups. Marigold and tuberose are especially important in Indian loose-flower and garland markets, although they are also used in arrangements. The intended market determines the appropriate crop. Export buyers may demand long uniform stems and strict residue compliance, while local florists may prefer fragrance, particular colours, flexible bunch sizes or flowers suited to garlands and religious use. Classification by production temperature is operationally useful. Cool-season crops include many cultivars of carnation, chrysanthemum, lilium and snapdragon, although cultivar-specific temperature responses vary. Warm-season crops include many rose, gerbera and tropical orchid systems under suitable protected conditions. The classification is not absolute because breeding has widened climatic adaptation and greenhouse control can alter the production window.

Table 1.1. Major cut-flower crops and production considerations

Crop	Commercial product	Key production consideration	Typical market use
Rose, Rosa hybrida	Single stem or spray stem	Cultivar, light, temperature and stem length	Bouquets, premium retail, events
Chrysanthemum, Chrysanthemum morifolium	Standard or spray blooms	Photoperiod response and temperature management	Bouquets, festivals, decoration
Carnation, Dianthus caryophyllus	Standard or spray stems	Pinching, support netting and disease prevention	Retail bunches and arrangements
Gerbera, Gerbera jamesonii	Single flower stem	Well-drained root zone and careful irrigation	Bouquets and event work
Gladiolus, Gladiolus grandiflorus	Flower spike	Corm quality, planting date and spike grading	Ceremonial and cut-stem markets
Lilium, Lilium spp.	Single stem with buds	Bulb quality, temperature and substrate drainage	Premium bouquets and export
Tuberose, Polianthes tuberosa	Spikes and loose florets	Warm conditions and well-drained soil	Garlands, fragrance and local markets

1.3 Climate, Site and Protected Structures

Site selection begins with a year-round assessment of temperature, relative humidity, solar radiation, wind, rainfall, water quality and access to markets. Temperature influences leaf expansion, photosynthesis, flower initiation, stem elongation, pigmentation and respiration. Excessive heat can shorten stems, reduce flower size, accelerate development and increase water demand. Low temperatures can slow growth, delay flowering or cause chilling injury in sensitive tropical crops. The optimum range is crop- and cultivar-specific; production schedules should be based on locally validated recommendations rather than a single generic temperature.

Light quantity and quality affect carbon gain and flower development. Shading may be necessary during intense summer radiation, but excessive shade produces weak stems, poor bud development and lower flower numbers. In protected structures, diffuse light can improve canopy distribution, while dirty plastic, poorly oriented structures and dense screens reduce photosynthetically active radiation. Day length is particularly important for photoperiod-sensitive chrysanthemums and some other crops. Blackout curtains or night interruption lighting may be used to manipulate flowering, provided light leakage and energy costs are controlled.

Open-field production has relatively low capital cost and is suitable where climate and market timing are favourable. Naturally ventilated polyhouses provide protection from rain, wind and some pests, while improving control over irrigation and crop operations. Fan-and-pad or other active cooling systems provide tighter environmental control but require greater capital, reliable electricity, maintenance and technical skills. Net houses can reduce insect entry and sun stress, but net porosity must balance ventilation with exclusion. Structure design should account for local wind load, drainage, solar orientation, crop height and the availability of replacement covering materials.

Soil should be deep, friable, well drained and free from persistent soil-borne pathogens. A loam or sandy loam with good organic matter is often suitable, but crop-specific needs differ. Waterlogged soil limits oxygen around roots and favours root diseases. Before investment, analyse soil pH, electrical conductivity, organic carbon, available nutrients and irrigation-water alkalinity, salinity and sodium hazard. In protected cultivation, a reliable water source and drainage outlet are essential because repeated irrigation and fertiliser application can accumulate salts.

Fig. 1.1. Commercial Cut-Flower Production under Greenhouse Conditions

1.4 Propagation and Planting Material

Planting material determines cultivar identity, uniformity, disease status and the duration before first harvest. Seed propagation is used for crops and breeding lines where genetic variation is acceptable or where commercial cultivars are seed-propagated. Vegetative methods preserve selected characteristics and are common in rose, chrysanthemum, carnation and many specialty crops. Methods include stem cuttings, terminal cuttings, suckers, division, corms, bulbs, rhizomes and tissue-cultured plantlets.

Healthy mother plants should be true to type, vigorous and inspected regularly for viruses, bacterial diseases, mites and other pests. Propagation tools and benches should be sanitised, and rooting media should provide aeration, water retention and low pathogen load. Rooting hormones may improve uniformity in responsive species, but concentration, formulation and application method should follow crop-specific recommendations. Excessive auxin can injure tissues or suppress root elongation. Tissue-cultured material can provide uniformity and rapid multiplication, although acclimatisation, genetic fidelity and freedom from latent pathogens require quality control. Planting density depends on crop architecture, cultivar vigour, light interception, ventilation and whether the crop is grown for single stems or spray stems. Overcrowding increases humidity within the canopy, encourages foliar diseases and reduces stem quality.

Table 1.2. Propagation methods used in cut-flower crops

Method	Examples	Strengths	Main precautions
Seed	Some annual fillers, breeding material	Low cost and rapid multiplication	Off-types and variable flowering may occur
Stem or terminal cuttings	Rose, carnation, chrysanthemum	Maintains cultivar traits	Mother-plant health and rooting uniformity
Corms or bulbs	Gladiolus, lilium	Convenient crop establishment	Storage health, size grading and dormancy
Division or offsets	Some perennial and bulbous crops	Simple and low-tech	Limited multiplication rate; pathogen transfer
Tissue culture	Gerbera, orchids and several ornamentals	Large-scale uniform supply	Acclimatisation and true-to-type verification

1.5 Soil Preparation, Planting and Crop Establishment

Land preparation should create a level, well-drained root zone without destroying soil structure. Incorporate mature, pathogen-safe organic matter according to soil analysis. Fresh manure can generate heat, release excessive salts and introduce weed seeds or pathogens. Raised beds are valuable where rainfall or irrigation can cause temporary saturation. Bed dimensions must match the crop, equipment and worker access. In greenhouse systems, drainage channels and collection points should prevent water from flowing from diseased areas into clean production zones.

Planting date is a strategic decision. It should align the expected harvest window with market demand while avoiding the most stressful environmental conditions. In photoperiod-sensitive crops, planting and pinching dates must be coordinated with the required flowering date. Bulb and corm crops require planting material graded for size and health. Rooted cuttings should be planted at the correct depth, with roots spread and the crown positioned according to species requirements. Immediately after planting, irrigate sufficiently to settle the medium around roots without creating prolonged saturation.

Crop establishment is assessed by survival, root development, uniformity and early vegetative growth. Replace dead or severely weak plants promptly while the crop is young. Maintain records of cultivar, batch, planting date, source, bed and any treatment applied. These records support traceability, diagnosis of uneven growth and comparison of production cycles. A map of beds and irrigation zones reduces the chance of mixing cultivars or harvest lots.

1.6 Nutrition and Irrigation Management

Balanced nutrition sustains leaf area, stem strength, flower size, pigmentation and postharvest performance. Nitrogen supports vegetative growth and proteins, but excess nitrogen may produce soft stems, delayed flowering and greater disease susceptibility. Phosphorus supports energy transfer and root development; potassium regulates osmotic balance, stomatal function and several quality traits. Calcium is important for membrane stability and cell-wall integrity, while magnesium is central to chlorophyll. Sulphur and micronutrients are required in smaller quantities but can limit growth when deficient. Fertiliser programmes should be based on soil or substrate testing, crop stage, water quality, tissue analysis where available and expected yield. In soilless production, fertigation allows precise delivery of nutrients through irrigation, but requires regular monitoring of pH, electrical conductivity, emitter uniformity and drainage. Electrical conductivity indicates the combined concentration of dissolved ions, not the concentration of each nutrient. A suitable EC in one crop or growth stage may be excessive in another. Periodic flushing may be needed where salts accumulate, but flushing without a drainage plan can waste water and move nutrients into the environment.

Table 1.3. Nutrient functions and common symptoms of imbalance

Nutrient	Principal role	Possible deficiency symptoms	Risk from excess
Nitrogen	Leaf area, proteins and vegetative growth	General chlorosis and weak growth	Soft growth, delayed flowering and higher disease risk
Phosphorus	Energy transfer and root development	Slow growth and sometimes dark foliage	Nutrient imbalance and reduced micronutrient availability
Potassium	Water relations, enzyme activation and stem quality	Marginal scorch and weak stems	Interference with magnesium or calcium uptake
Calcium	Cell walls and membrane function	Distorted young tissues and poor tissue integrity	Localised imbalance under high salinity
Magnesium	Chlorophyll and enzyme activity	Interveinal chlorosis on older leaves	Antagonism with calcium or potassium at excessive supply
Iron	Chlorophyll formation processes	Interveinal chlorosis on young leaves	Toxicity under unsuitable pH or waterlogging

Drip irrigation generally improves water-use efficiency by placing water near the root zone and keeping flowers and foliage relatively dry. Irrigation frequency depends on crop stage, rooting volume, substrate, weather, radiation and emitter discharge. Short, frequent pulses may be appropriate for small substrate volumes, whereas field beds may require less frequent, deeper applications. Scheduling by tensiometers, substrate moisture sensors, weighing systems or crop evapotranspiration can outperform fixed calendar irrigation. Sensors must be calibrated and located in representative wetting zones.

Water stress before harvest can reduce stem length and flower size, while excessive irrigation reduces root-zone oxygen and can increase disease pressure. Saline water may cause leaf-edge burn, reduced water uptake and poor flower quality. Where water quality is marginal, blending sources, selecting tolerant crops, improving drainage and monitoring salt accumulation are preferable to relying on visual symptoms alone.

1.7 Canopy, Flowering and Quality Management

Canopy management directs plant resources toward marketable stems. Pinching removes the growing point to encourage lateral shoots, while disbudding removes selected side buds to produce a larger terminal flower. In spray crops, side shoots or buds may be retained to achieve the desired multi-flowered stem. Netting supports tall stems and reduces bending, but must be raised as plants grow. Training, pruning and sanitation should be performed with clean tools to reduce mechanical damage and disease transfer.

Flower induction may be governed by day length, temperature, plant age, carbohydrate status or a combination of these factors. Chrysanthemums are commonly managed as short-day plants, and blackout systems must create sufficiently uninterrupted darkness. Light leaks from work lamps or nearby structures can delay or disrupt flowering. Supplemental lighting can extend the photoperiod or provide night interruption in responsive crops, but the economic benefit depends on electricity cost, crop price and the value of scheduling precision.

Growth regulators may be used in certain crops to regulate height, branching or flowering, but only products registered for the crop and intended use should be applied according to the label. Response varies by cultivar and environment. Incorrect dose or timing can cause malformed flowers, delayed harvest or residue concerns. Non-chemical methods such as cultivar choice, spacing, pinching and temperature management should be evaluated before chemical growth regulation.

Quality standards should be defined with the buyer. Relevant attributes include stem length, stem straightness, stem diameter, flower or bud size, colour, maturity stage, leaf condition, pest damage, bunch uniformity and freedom from residues. Harvest maturity is crop-specific. Roses may be cut at a stage that protects petals during transport while allowing normal opening; lilies are commonly harvested when lower buds show appropriate colour and development; gladiolus spikes are cut according to the number and maturity of visible florets. Immature harvest can prevent opening, while overmature harvest shortens display life.

1.8 Integrated Pest, Disease and Weed Management

Protected cultivation does not eliminate pests and diseases. Warm, humid canopies can favour thrips, aphids, mites, whiteflies, powdery mildew, Botrytis blight and root diseases. Common problems vary by crop and region. Correct diagnosis is essential because nutrient disorders, spray injury and environmental stress can resemble disease symptoms. Inspect plants at fixed intervals, examine leaf undersides and growing points, and record incidence, severity and distribution. Sticky traps can help monitor flying insects but should not replace direct crop scouting. Prevention is the foundation of integrated pest management. Use healthy planting material, clean benches and tools, remove crop debris, control weeds around structures, maintain ventilation and avoid prolonged leaf wetness. Separate incoming plant material from established crops until inspected. Remove diseased plants or affected tissue where appropriate and dispose of them safely. Crop rotation and substrate replacement can reduce some soil-borne problems, although rotation may be impractical in intensively used greenhouses. Biological control agents, conservation of natural enemies, selective pesticides, physical exclusion and cultural methods can be combined according to pest biology and local registration. Rotate pesticide modes of action to reduce resistance selection and observe label directions, preharvest intervals, re-entry

intervals and export-market maximum residue limits. Spray coverage is especially difficult in dense canopies; calibrated equipment and appropriate nozzle selection improve deposition. Avoid routine tank mixtures without compatibility and crop-safety evidence. Weed management prevents competition and reduces alternate hosts for pests. Mulches, hand weeding, clean walkways and carefully selected registered herbicides may be used as part of an integrated programme. In greenhouse settings, sanitation of drains, algae control and management of standing water also matter because nuisance organisms and pathogens can persist in moist areas. Worker training is critical for safe pesticide handling, recordkeeping and early detection.

Table 1.4. Integrated management options for common cut-flower problems

Problem	Preventive and monitoring measures	Management options	Important caution
Thrips	Blue or yellow sticky cards, flower inspection, weed control	Exclusion, biological control and registered selective products	Resistance and residue compliance
Aphids and whiteflies	Inspect tender growth and leaf undersides	Natural enemies, sanitation and selective products	Protect pollinators and beneficial organisms
Botrytis blight	Reduce condensation, remove senescent petals, ventilate	Sanitation and registered fungicides when justified	Avoid prolonged wetness and resistance-prone repetition
Powdery mildew	Monitor susceptible cultivars and canopy density	Ventilation, tolerant cultivars and suitable fungicides	Distinguish from spray residue or other leaf symptoms
Root and wilt diseases	Healthy planting material, drainage and hygiene	Remove affected plants; manage substrate and irrigation	A pesticide cannot compensate for poor drainage
Weeds	Clean media, weed-free paths and edge management	Mulch, hand removal and labelled herbicides	Prevent herbicide drift onto ornamentals

1.9 Harvesting, Grading and Postharvest Physiology

Harvesting is one of the most time-sensitive operations in cut-flower production. It should be undertaken during the cooler part of the day when practical, using clean, sharp tools and containers that prevent crushing. Stems should be placed promptly in clean water or an appropriate hydration solution. Harvest tools can transmit pathogens, and dirty buckets support microbial growth that blocks xylem vessels. Containers should be washed and sanitised between lots. After harvest, flowers remain living organs. Respiration consumes stored carbohydrates, water loss reduces turgor, ethylene can accelerate senescence in sensitive species, and microorganisms can obstruct water uptake. Temperature management slows respiration and development, but chilling-sensitive tropical flowers must not be held at temperatures that cause injury. The correct storage temperature and duration depend on crop, cultivar, maturity and intended transport. Cold-chain guidance must therefore be crop-specific rather than uniform across all species.

Pre-cooling removes field heat before packing and transport. Methods include forced-air cooling and other systems selected according to flower morphology and packaging. Hydration solutions may contain clean water, acidifiers, germicides and, for appropriate uses, carbohydrate sources. Commercial formulations should be selected according to crop and label instructions. Sugar-containing solutions can support microbial growth if sanitation is inadequate. Water pH, container hygiene and solution replacement are important components of the system. Grading separates stems into commercially consistent classes. Common criteria include stem length, flower diameter, number of open blooms, bud stage, straightness and visible defects. Bunch size

and wrapping should match buyer specifications. Packaging must protect blooms from abrasion and compression while allowing practical cooling and ventilation. Excessive packing density can impede airflow; insufficient support allows stems to bend. Packaging materials should be selected for strength, moisture behaviour, recyclability and cost. Ethylene sensitivity varies markedly. Ethylene can cause petal shattering, premature wilting, bud abortion or accelerated senescence in susceptible flowers. Keep flowers away from engine exhaust, ripening fruit, smoke and other ethylene sources. Ethylene-management products may be appropriate for specific crops and supply chains, but must be used according to approved directions. Postharvest performance should be evaluated through vase-life tests under standardised conditions, recording opening, wilting, bent neck, petal drop, discoloration and microbial blockage.

1.10 Production Economics, Marketing and Indian Perspectives

Commercial planning should begin with market intelligence rather than the assumption that high yield guarantees high profit. Obtain current buyer specifications, expected weekly demand, seasonal price patterns, rejection criteria and payment terms. Calculate fixed costs such as structures, irrigation, benches, pumps and cooling equipment separately from variable costs such as planting material, fertilisers, crop protection, labour, packaging, electricity and transport. Include depreciation, loan interest, maintenance, insurance and the opportunity cost of land and family labour where relevant.

Production schedules should stagger planting or pruning so that harvest volume matches likely demand. Festivals, wedding seasons and major events can create price peaks, but growers who all target the same date may oversupply the market. Contract arrangements can improve predictability if grade, quantity, price formula, rejection rules and payment timing are clear. Farmer producer organisations, cooperatives and shared packhouses can improve bargaining power and access to cold storage, grading and transport that may be uneconomic for individual smallholders.

Indian floriculture benefits from diverse agroclimatic zones and a large domestic consumer base. However, fragmented holdings, variable planting-material quality, limited cold-chain access, high freight cost, inconsistent grading and postharvest loss constrain some producers. Export-oriented production requires phytosanitary compliance, traceability, residue monitoring and dependable air cargo. Market opportunities include premium roses, gerberas, carnations, lilies, orchids, fillers, loose flowers, garlands and value-added floral products. Local species and indigenous knowledge may support niche products when quality and sustainable sourcing are maintained.

Digital marketplaces, online florist networks and direct-to-consumer delivery have widened market access but increased expectations for freshness, rapid fulfilment and consistent presentation. Growers need reliable order forecasting and packaging that withstands last-mile handling. Digital records can connect planting batches to harvest lots and customer complaints, enabling continuous quality improvement. Market diversification across wholesale, retail, events, institutional buyers and value-added products can reduce reliance on a single channel.

1.11 Sustainability, Technology and Future Scope

Resource-efficient production combines water-saving irrigation, substrate reuse where safe, nutrient monitoring, renewable energy, integrated pest management and improved postharvest logistics. Solar energy can support pumps, sensors and some cooling applications, although the design must account for power demand, battery or thermal storage, and the need for continuous temperature control. Rainwater harvesting can supplement irrigation when storage and water quality are adequate. Nutrient-rich drainage should be managed to prevent contamination of surface water and groundwater.

Precision floriculture uses sensors and decision-support systems to track temperature, humidity, radiation, substrate moisture, pH and EC. Automated vents, irrigation controllers and climate computers can reduce labour and improve consistency, but sensors require calibration and data must be interpreted in the context of crop stage. Computer vision may help identify maturity, count buds and detect defects. Robotics for cutting, grading and bunching are advancing, although flower diversity and delicate stems make automation challenging.

INDOOR PLANTS AND INTERIOR LANDSCAPING

Dr. Arif Hussain Wani

Assistant Professor- Floriculture Division of Horticulture,
Faculty of Agriculture, Wadura SKUAST-Kashmir

2.1 Concept, Scope and Functions

Indoor plants are plants selected and managed for sustained growth or display within buildings, including homes, offices, hotels, hospitals, educational institutions, retail spaces and public interiors. Interior landscaping is the planned integration of plants, containers, growing media, water, lighting and spatial design into an indoor environment. It may involve individual potted plants, grouped displays, atriums, planted partitions, green walls, conservatory collections and indoor courtyards. The discipline combines horticulture, design, building services, plant health and maintenance management.

Plants contribute visual interest through leaf form, colour, texture, architecture, seasonal change and scale. They can soften hard architectural surfaces, define circulation routes, screen selected views, create focal points and reinforce the identity of a space. Their value is not solely decorative: well-designed planting may support occupants' connection with nature, perceived comfort and satisfaction with indoor environments. Claims about health effects should be proportionate to evidence. Plants in ordinary rooms do not automatically remove all indoor pollutants at rates sufficient to replace ventilation or source control.

Indoor conditions differ from outdoor gardens because light is often limiting, air movement may be low, humidity can fluctuate, heating and cooling systems affect transpiration, and containers restrict root volume. A plant that survives a dim corner may grow slowly and lose variegation, while a high-light plant may stretch or decline in the same location. Successful interior landscaping therefore begins with matching plant biology to the building environment, rather than choosing plants on appearance alone. Regular monitoring of light intensity, temperature, humidity and irrigation is essential to maintain plant health and long-term ornamental value indoors.

Professional practice includes site assessment, plant selection, layout, container and substrate specification, irrigation planning, installation, acclimatisation, routine maintenance, pest monitoring and replacement planning. The design must account for occupant safety, accessibility, water leakage, floor loading, drainage, fire routes, cleaning procedures and the durability of furnishings. Interior planting is a living system whose performance depends on ongoing care and environmental suitability.

2.2 Classification of Indoor Plants

Indoor plants can be classified by growth form, light requirement, water use, foliage or flowering value, and intended spatial function. Foliage plants are selected for leaf colour, shape, pattern and texture. Flowering indoor plants provide seasonal or prolonged floral display, although many require brighter light or specific temperature and photoperiod conditions. Palms and tree-form plants provide height and vertical emphasis; climbers and trailing plants soften shelves and raised planters; succulents and cacti are suited to bright locations with careful irrigation; ferns and moisture-loving plants require a more humid microclimate.

Functional classification helps translate design objectives into plant choice. Specimen plants act as focal points; massed plants create visual continuity; groundcover-like plants fill broad planters; trailing plants spill over edges; and screening plants provide partial visual separation. Living walls require species compatible with shallow rooting volumes, irrigation distribution and the maintenance access available. Atrium planting may accommodate larger plants but must account for light distribution at floor level and the effects of warm air stratification.

Plant labels should include the accepted botanical name, cultivar where known, mature size, light requirement, water preference, temperature tolerance and any relevant toxicity warning. Common names differ among regions and can refer to several unrelated species. Accurate identification improves care, pest diagnosis and communication between designers, suppliers and maintenance teams.

Table 2.1. Common indoor plants and their principal requirements

Plant	Typical light preference	Watering approach	Design use and caution
Epipremnum aureum	Low to bright indirect light	Allow upper medium to dry slightly	Trailing or climbing; sap may irritate
Chlorophytum comosum	Moderate to bright indirect light	Water when surface begins to dry	Shelves and hanging containers
Dracaena trifasciata	Moderate to bright indirect light	Allow medium to dry between watering	Upright accent; avoid waterlogging
Spathiphyllum wallisii	Moderate indirect light	Keep evenly moist, not saturated	Foliage and flowers; may be toxic if chewed
Aglaonema commutatum	Low to moderate indirect light	Water after partial drying	Colourful foliage; protect from cold drafts
Ficus benjamina	Bright filtered light	Water consistently after partial drying	Tree-form specimen; sensitive to abrupt changes
Nephrolepis exaltata	Moderate indirect light and higher humidity	Keep medium lightly moist	Soft texture; sensitive to dry air
Aloe vera	Bright light, some direct sun tolerated	Allow medium to dry thoroughly	Succulent for bright windows; avoid overwatering

2.3 Environmental Assessment: Light, Temperature and Humidity

Light is usually the principal limiting factor indoors. It should be assessed at the actual foliage position and at different times of day, because window orientation, glazing, external shade, curtains, neighbouring buildings and seasonal solar angle alter light availability. Lux meters measure illuminance as perceived by the human eye, whereas photosynthetic photon flux density measures photosynthetically active photons. Lux readings can help compare locations, but conversion to plant-relevant light is approximate because the relationship depends on the light source and spectrum.

Plants are grouped broadly as low-light tolerant, moderate-light and high-light species, but these categories describe relative tolerance rather than an ability to grow indefinitely without adequate photons. Low-light tolerant plants may persist under modest illumination but usually grow more slowly and use less water. High-light species in dim spaces often develop elongated stems, smaller leaves, pale growth and reduced structural strength. Supplemental LED lighting can support plant growth where daylight is inadequate. Fixtures should be selected for suitable spectrum, output, coverage, heat management and energy efficiency, with a timer that reflects species requirements. Most commonly used tropical foliage plants perform best at comfortable indoor temperatures, but optimum ranges vary by species and cultivar. Cold drafts near doors, hot air from heaters and direct contact with chilled glass can cause injury. Sudden relocation from a nursery greenhouse to a dim air-conditioned office may trigger leaf drop or acclimatisation stress. Plants should be introduced gradually where possible, and newly installed specimens should be monitored for changes in leaf colour, turgor and growth. Relative humidity

influences transpiration and leaf-edge drying. Air-conditioned buildings may have low humidity, especially during dry weather, while crowded plants and poorly ventilated corners may support localised moisture and fungal problems. Grouping plants can slightly modify the immediate microclimate, but it does not reliably correct severe building-wide dryness. Humidifiers, appropriate plant selection and avoiding direct drafts are more predictable than frequent misting. Misting often raises humidity only briefly and can leave water spots or prolong leaf wetness.

2.4 Containers, Growing Media and Drainage

Containers influence root-zone aeration, water retention, stability, appearance and maintenance effort. Materials include terracotta, ceramic, plastic, fibre composites, metal liners and engineered planters. Porous terracotta loses water through its walls, while plastic and glazed containers retain moisture longer. Large plants need a stable base and sufficient root volume; tall narrow containers may tip if the canopy is heavy. Container size should be proportionate to the root system, because excessive volumes of wet medium dry slowly and increase the risk of root disease. An effective growing medium provides physical support, adequate water-holding capacity, air-filled porosity, suitable pH, low salinity and freedom from pests and pathogens. Peat, coir, composted bark, perlite, pumice and other components are blended according to plant requirements and local availability. Coir can be useful but may contain salts unless properly processed. Garden soil is often too dense for indoor pots and may introduce weeds, insects or pathogens. Mature compost may improve water and nutrient retention, but excessive or immature compost can cause high EC, oxygen depletion or phytotoxicity.

Table 2.2. Growing-medium components for indoor containers

Component	Useful properties	Limitations and management
Coir fibre	Water retention and useful structure	Quality and salinity vary; rinse or buffer when indicated
Composted bark	Air space and structural stability	Particle size and maturity affect performance
Perlite	Lightweight aeration and drainage	Dust control and reduced nutrient retention
Pumice	Durable porosity and drainage	Cost and availability may limit use
Mature compost	Nutrient contribution and water retention	Can increase EC; quality and maturity are critical
Peat-based material	High water retention and low bulk density	Environmental concerns and wetting behaviour when dry

Drainage is essential. A container should have functional drainage holes or a professionally designed reservoir system with a clear maintenance protocol. Decorative cachepots can conceal an inner pot, but standing water must be emptied after irrigation. A layer of gravel at the bottom does not solve a poorly draining medium and can shift the saturated zone upward. For large interior planters, drainage mats, collection trays, waterproof liners and accessible cleanouts protect building finishes. Growing media gradually settle and decompose, changing air space and water behaviour. Periodic assessment should consider compaction, root circling, surface crusting, salt deposits, odour and drainage rate. Repotting is appropriate when roots occupy most of the container, the medium has degraded, or the plant requires a larger volume. Root pruning should be conservative and suited to the species; severe root disturbance may cause canopy decline in sensitive plants.

2.5 Plant Selection and Interior Design Principles

Plant selection should begin with a written brief covering the purpose of the space, visual character, available light, temperature, humidity, maintenance budget, occupant profile, accessibility and replacement strategy. Plant size must be assessed at maturity, not only at purchase. A small specimen may eventually obstruct circulation, contact a ceiling or block

signage. Root and canopy dimensions should be considered separately because a compact crown may still require a large root volume. Scale and proportion relate plant size to room dimensions, ceiling height, furniture and human movement. Large architectural plants can anchor spacious lobbies, while small foliage plants suit desks and shelves. Rhythm is created by repeating a plant form or container at intervals. Balance may be symmetrical or asymmetrical, while contrast comes from differences in leaf size, colour, texture and silhouette. A restrained palette often looks more coherent in professional interiors than a large number of unrelated species. Colour should be considered under the building's actual lighting. Dark green foliage may recede in a dim corner, while pale or variegated leaves can increase visual brightness but may need more light to retain pattern. Texture ranges from fine, feathery foliage to large glossy leaves and rigid architectural forms. Fragrance should be used carefully in shared spaces because occupants may have sensitivities. Flowering plants can be positioned where replacement and spent-flower removal are straightforward. Spatial planning must preserve clear paths, door swings, emergency exits, wheelchair access, cleaning routes and visibility of safety signs. Planters should not create trip hazards or narrow circulation. Watering points and maintenance access should be discreet but practical. In high-traffic areas, choose robust plants with foliage that tolerates occasional contact and containers that cannot easily be overturned. Plant placement should not compromise air vents, fire equipment or building sensors.

Fig. 2.2. Principles of Interior Plant Composition

Biophilic design seeks to strengthen contact with nature through direct experiences such as living plants, daylight, natural materials, views and seasonal variation. Plants can support this intention when they are healthy and integrated into the architecture. The design should avoid treating greenery as a temporary visual accessory. Sustainable interior landscaping accounts for plant longevity, local sourcing, water demand, durable containers, energy for lighting and the environmental cost of frequent replacement.

2.6 Irrigation, Nutrition and Routine Plant Care

Indoor watering should be based on root-zone moisture, plant demand and container properties rather than a universal weekly schedule. The upper medium may dry while the lower layer remains wet, especially in deep containers. Finger checks are useful for small pots but less reliable in large planters. Moisture probes, container weight and observation of plant response can improve decisions. Water thoroughly enough to wet the root ball, then allow excess water to drain. Repeated small sips can leave dry pockets within the medium.

Water quality affects long-term performance. High alkalinity can raise substrate pH, reducing availability of iron and other micronutrients. High salinity can cause leaf-edge burn, poor growth and white deposits on the medium. If symptoms recur despite suitable irrigation, test the water

and substrate rather than adding fertiliser automatically. Use water at a moderate temperature and avoid leaving containers continuously saturated. In large installations, irrigation zones should be separated by plant water demand to avoid overwatering drought-tolerant species while meeting the needs of moisture-loving plants. Indoor plants generally grow more slowly than outdoor plants because light and root volume are restricted. Fertiliser should therefore be applied conservatively. Complete soluble fertilisers or controlled-release products may be used according to species, season, growth rate and medium. Excess fertiliser can accumulate as salts, injure roots and cause leaf scorch. During low-light or cool periods, reduce nutrient input where growth slows. Flush the medium when appropriate and ensure drainage water can be collected safely. Routine maintenance includes removing dead leaves, cleaning dust from broad foliage, rotating pots where light is directional, checking ties and supports, pruning damaged growth, inspecting drainage and documenting plant condition. Dust can reduce light interception and appearance; clean leaves gently with water or a soft cloth where suitable. Leaf shine products are not necessary and may clog stomata or leave residues. Pruning should preserve natural form and avoid repeated severe removal of photosynthetic tissue. Maintenance plans should specify visit frequency, irrigation responsibility, fertiliser schedule, pest thresholds, replacement policy, plant-health reporting and response times. The building manager and horticulture contractor should agree who is responsible for water spills, electrical equipment near planters, pest complaints and access to service areas. Photographic records can reveal gradual decline and help distinguish a seasonal change from a management failure.

Table 2.3. Diagnostic guide to common indoor plant symptoms

Observed symptom	Possible causes	Initial checks	Corrective direction
Yellowing older leaves	Overwatering, nutrient shortage or natural ageing	Check moisture, roots, drainage and fertiliser history	Correct irrigation first; test medium if persistent
Brown leaf tips or margins	Low humidity, salt accumulation, irregular watering or root injury	Inspect water quality, EC, drafts and root health	Stabilise care and address salts or environmental stress
Long, weak stems	Insufficient light or excessive nitrogen	Assess light at canopy and fertiliser rate	Move to brighter suitable site or add plant lighting gradually
Wilting in wet medium	Root dysfunction, oxygen shortage or root rot	Check drainage, odour and root colour	Improve aeration; isolate and assess diseased roots
Pale or patterned leaves losing colour	Insufficient light, nutrient imbalance or cultivar response	Compare with healthy plants and review light history	Adjust light and nutrition based on diagnosis
Leaf drop after relocation	Acclimatisation stress, drafts or abrupt light change	Review recent moves and temperature exposure	Stabilise conditions and avoid repeated relocation

2.7 Indoor Plant Health and Integrated Pest Management

Indoor environments can support fungus gnats, mealybugs, scale insects, spider mites, aphids and whiteflies. Pests may enter on new plants, cut foliage, potting media, clothing or equipment. Quarantine new purchases in a separate area and inspect leaf undersides, stem joints and root zones before placing them among established plants. Sticky cards can help detect some flying pests. Regular monitoring is more effective than waiting until visible damage becomes extensive. Overwatering, poor ventilation, contaminated tools and accumulated dead foliage increase plant-health problems. Fungus gnats often indicate persistently moist media and decaying organic

matter. Their presence should prompt an irrigation and drainage review, not only insecticide use. Mealybugs and scale may hide in leaf axils and crevices, requiring repeated inspection. Spider mites often increase in warm, dry conditions. Correct identification guides management and prevents unnecessary pesticide application in occupied buildings. Integrated management begins with exclusion, sanitation, cultural correction and physical removal where practical. Isolate infested plants, remove heavily affected material and clean benches and containers. Biological control can be effective in suitable professional installations, but release timing, environmental compatibility and occupant acceptance must be considered. If a pesticide is necessary, it must be registered for the intended setting and pest, used strictly according to label directions, and applied with attention to ventilation, re-entry requirements, sensitive occupants and residues on furnishings. Plant toxicity and physical hazards require careful selection. Some popular ornamentals can irritate skin or cause illness if chewed. In childcare, healthcare and pet-accessible environments, identify species and select lower-risk alternatives where exposure is plausible. Spines, sharp leaf margins, falling fruit, heavy containers and standing water can also create hazards. Allergen concerns vary by species and individual; flowering plants with strong fragrance or abundant pollen may be unsuitable in some settings.

2.8 Interior Landscaping Systems and Installation

Small-pot displays are flexible and relatively easy to maintain. Grouped arrangements create a stronger visual effect but should combine plants with broadly compatible light and water requirements. Large floor planters create architectural emphasis and may require lightweight engineered media, hidden liners, sub-irrigation or drainage collection. Reservoir systems can reduce irrigation frequency but require a clear method for monitoring water level, preventing stagnation and cleaning the reservoir.

Table 2.4. Interior landscaping systems and operational considerations

System	Advantages	Limitations	Essential design provision
Individual pots	Flexible placement and easy replacement	Care varies by pot; spill risk	Drainage control and stable containers
Grouped planters	Strong visual impact and efficient care	Species may have incompatible water needs	Compatible plant palette and access for maintenance
Large built-in planters	Integrated architectural feature	High installation and replacement cost	Waterproofing, load assessment and drainage access
Living wall	Uses vertical surfaces and creates a strong focal point	Complex irrigation and maintenance; failure can be costly	Leak detection, uniform irrigation and safe access
Atrium planting	Supports large-scale indoor landscape design	Light and root-zone constraints can be substantial	Structural review, adequate light and service access
Hydroponic or reservoir displays	Controlled water supply and reduced loose medium	Water chemistry and sanitation require monitoring	Accessible reservoir, aeration where needed and cleaning protocol

Green walls use modular panels, pockets, trays or hydroponic systems to support vertical planting. Their design must address structural loading, waterproofing, irrigation uniformity, drainage, lighting and safe maintenance access. Uneven irrigation can create dry and saturated zones, while hidden leaks can damage walls. Plant selection should consider root behaviour,

growth rate, leaf shedding and tolerance of the wall's microclimate. A green wall is a building system as well as a horticultural display and should be designed with relevant architectural and engineering professionals.

Atrium landscapes may include large trees, palms, shrubs and ground-layer plants. They require assessment of floor loading, root volume, natural or artificial light distribution, HVAC airflow and access for pruning. Light at the canopy may be adequate while lower plants remain shaded. Watering infrastructure and drainage should be installed before planting. Large specimens are difficult and expensive to replace, so species choice, root-zone design and acclimatisation deserve particular attention.

Installation begins with confirming plant identity and condition, checking containers and substrate, protecting floors and finishes, and placing plants according to the approved layout. Plants should be acclimatised to indoor conditions, with damaged leaves removed and irrigation checked. Avoid burying stems too deeply or leaving root balls exposed. After installation, document plant positions, care requirements, irrigation points and any warranty terms. A commissioning period allows adjustment before responsibility is transferred to routine maintenance staff.

2.9 Environmental Benefits and Evidence-Based Claims

Indoor plants can improve the perceived quality of a space and provide contact with living systems. They may influence occupants' mood, attention or stress perception, although responses depend on context, individual differences, plant condition and study design. The presence of plants should be treated as one element of a supportive environment rather than a substitute for daylight, ventilation, ergonomic design, acoustic comfort or appropriate thermal conditions.

Plants exchange gases and water vapour with their surroundings, but the rate at which they remove indoor volatile organic compounds under ordinary room conditions is generally too small to replace building ventilation and source control. Results from sealed-chamber experiments should not be directly translated into claims about whole-building air purification. Effective indoor air management prioritises eliminating pollutant sources, adequate outdoor-air ventilation, filtration where appropriate and control of moisture-related building problems.

Transpiration can add moisture to indoor air, but the magnitude depends on leaf area, light, temperature, irrigation and ventilation. In humid climates or poorly ventilated buildings, excessive moisture may contribute to condensation or microbial growth if the building envelope is already vulnerable. Interior planting should therefore be coordinated with HVAC operation and moisture management, particularly in hospitals, archives, laboratories and other environments with specialised requirements.

Plants can also support sustainability by extending the useful life of interior spaces, reinforcing environmental education and connecting occupants with seasonal cycles. Their environmental footprint includes production, transport, containers, fertilisers, irrigation, lighting and replacement. Locally produced plants, durable containers, efficient irrigation and long-lived species can reduce impacts, provided they remain appropriate for the interior conditions.

2.10 Indian Applications and Professional Practice

Indoor plant use in India spans residences, offices, hotels, shopping centres, airports, educational campuses, healthcare facilities and public buildings. Climate diversity influences species performance: hot and humid regions can support many tropical foliage plants, while dry inland interiors may require careful humidity and irrigation management. Air-conditioning, tinted glazing and deep floor plates often create low-light environments even in sunny cities. Species should be chosen for measured interior conditions rather than regional outdoor climate alone.

Nurseries and landscape contractors supply foliage plants, palms, flowering pots, containers and maintenance services. Quality varies with plant maturity, root health, pest status, cultivar identity and acclimatisation. Buyers should inspect the root ball, stems, foliage and drainage before purchase. Procurement specifications can define minimum plant height, canopy width, container size, acceptable defects and replacement conditions. Large projects benefit from a plant schedule that records botanical name, quantity, location, mature dimensions and maintenance category.

Indian professional practice should account for water scarcity, monsoon humidity, dust, power interruptions and the maintenance capacity of the building. Drought-tolerant species can reduce

irrigation demand in bright interiors, while low-light tolerant plants are better suited to shaded areas. However, drought tolerance does not mean tolerance of prolonged neglect or unsuitable light. Rainwater or treated water may be used where quality is appropriate and plumbing arrangements prevent contamination. Watering should not create slippery floors or damage electrical installations.

Interior landscaping contracts should include clear service standards, plant replacement thresholds, responsibilities for pest control and reporting of water leaks. Training building staff to recognise early symptoms can prevent avoidable losses. In high-profile buildings, plant condition is part of the visitor experience, so maintenance scheduling should be coordinated with cleaning, events and occupancy patterns. The most successful installations align design ambition with realistic operating budgets and horticultural competence.

JUST AGRICULTURE PUBLICATIONS

ISBN 978-93-342-8725-7